

United States Patent [19]

Noonan

[11] Patent Number: **Des. 275,108**

[45] Date of Patent: **** Aug. 14, 1984**

[54] **REPRODUCTION MACHINE**

[75] Inventor: **Daniel T. Noonan, Irving, Tex.**

[73] Assignee: **The Mead Corporation, Dayton, Ohio**

[**] Term: **14 Years**

[21] Appl. No.: **355,412**

[22] Filed: **Mar. 8, 1982**

[52] U.S. Cl. **D16/30; D14/102**

[58] Field of Search **D16/27, 29, 30, 31, D16/32; 355/3 R, 3 SH, 5, 8, 9, 10-11, 14 R, 14 SH; D14/102, 103, 104**

[56] **References Cited**

U.S. PATENT DOCUMENTS

- D. 204,268 4/1966 Schulte D14/104
- D. 217,914 6/1970 Abernathy D14/102
- D. 230,312 2/1974 Penny D16/30
- D. 230,513 2/1974 Patla et al. .

- D. 243,238 2/1977 Olson D16/30
- D. 250,952 1/1979 Spowart et al. .
- D. 250,954 1/1979 Knodt D14/102 X
- D. 258,446 3/1981 Beehler D16/30
- D. 268,345 3/1983 Robertson D16/30
- D. 269,971 8/1983 Hara D14/103
- 4,281,920 8/1981 Cross .

Primary Examiner—Nelson C. Holtje

Attorney, Agent, or Firm—Biebel, French & Nauman

[57] **CLAIM**

The ornamental design for a reproduction machine, as shown.

DESCRIPTION

FIG. 1 is a front perspective view of a reproduction machine showing my new design; FIG. 2 is a top plan view thereof; FIG. 3 is an elevational view taken along line 3—3 of FIG. 2; and FIG. 4 is an elevational view taken along line 4—4 of FIG. 2.

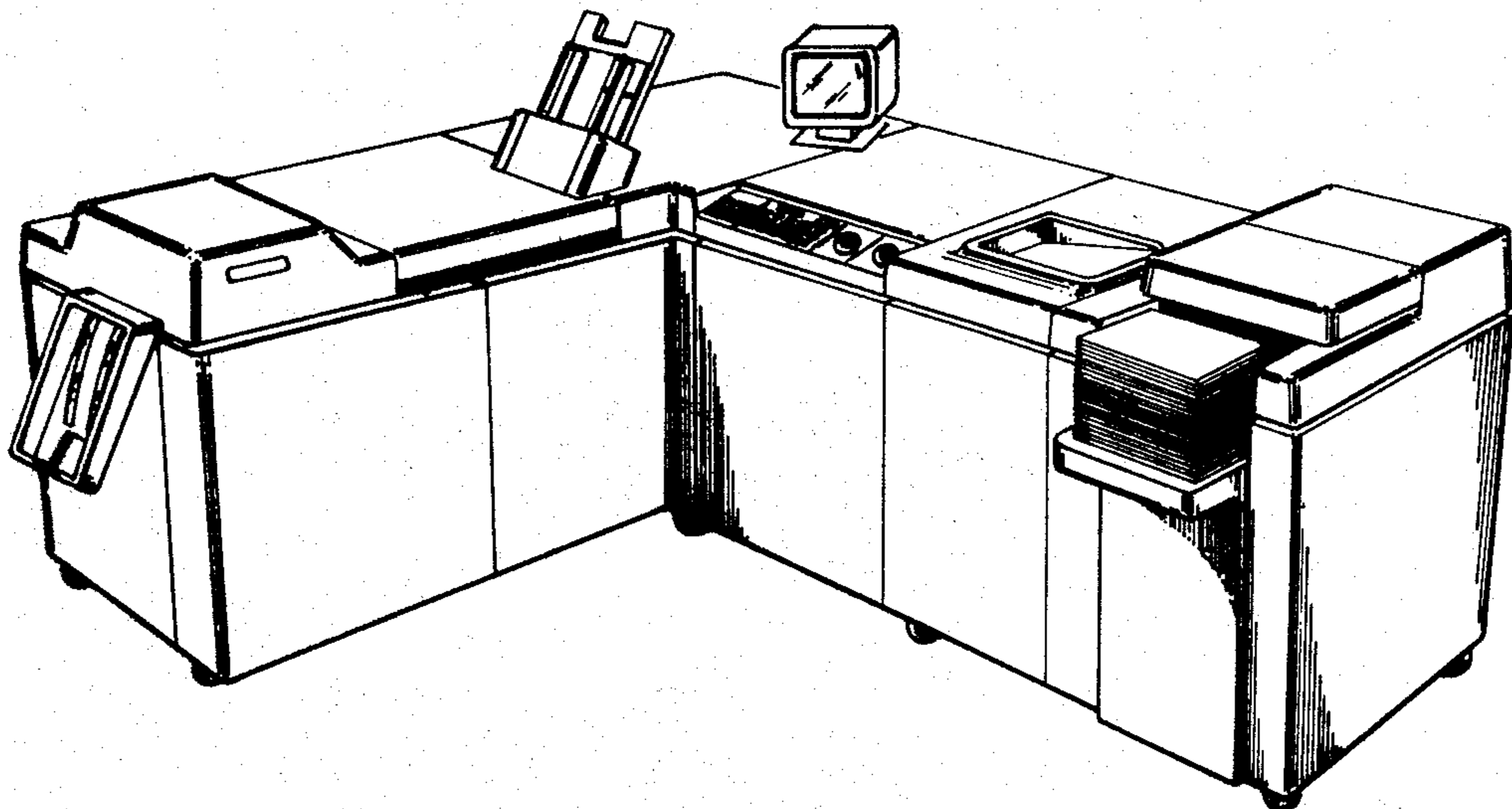


FIG-1




FIG-2

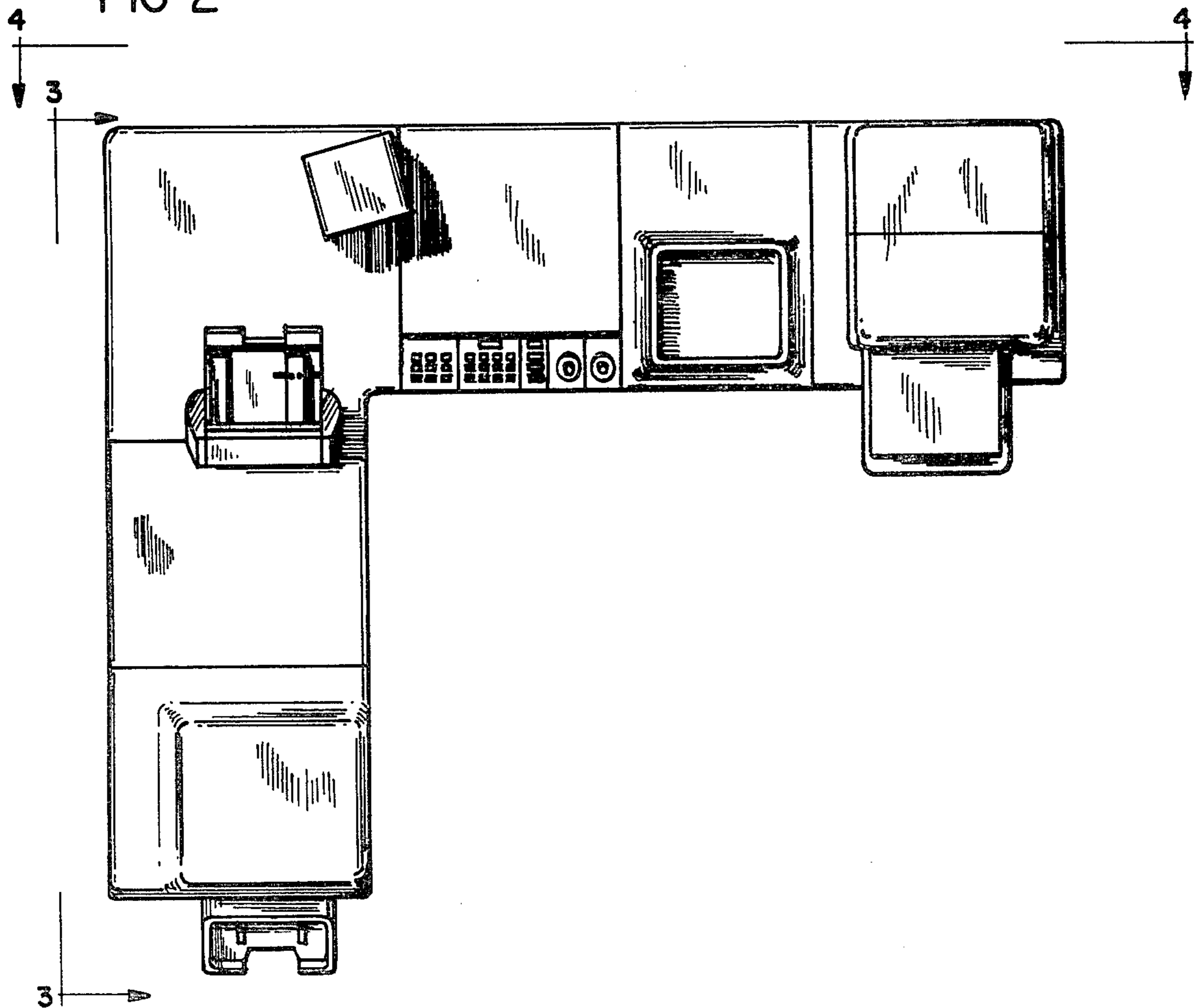


FIG-3

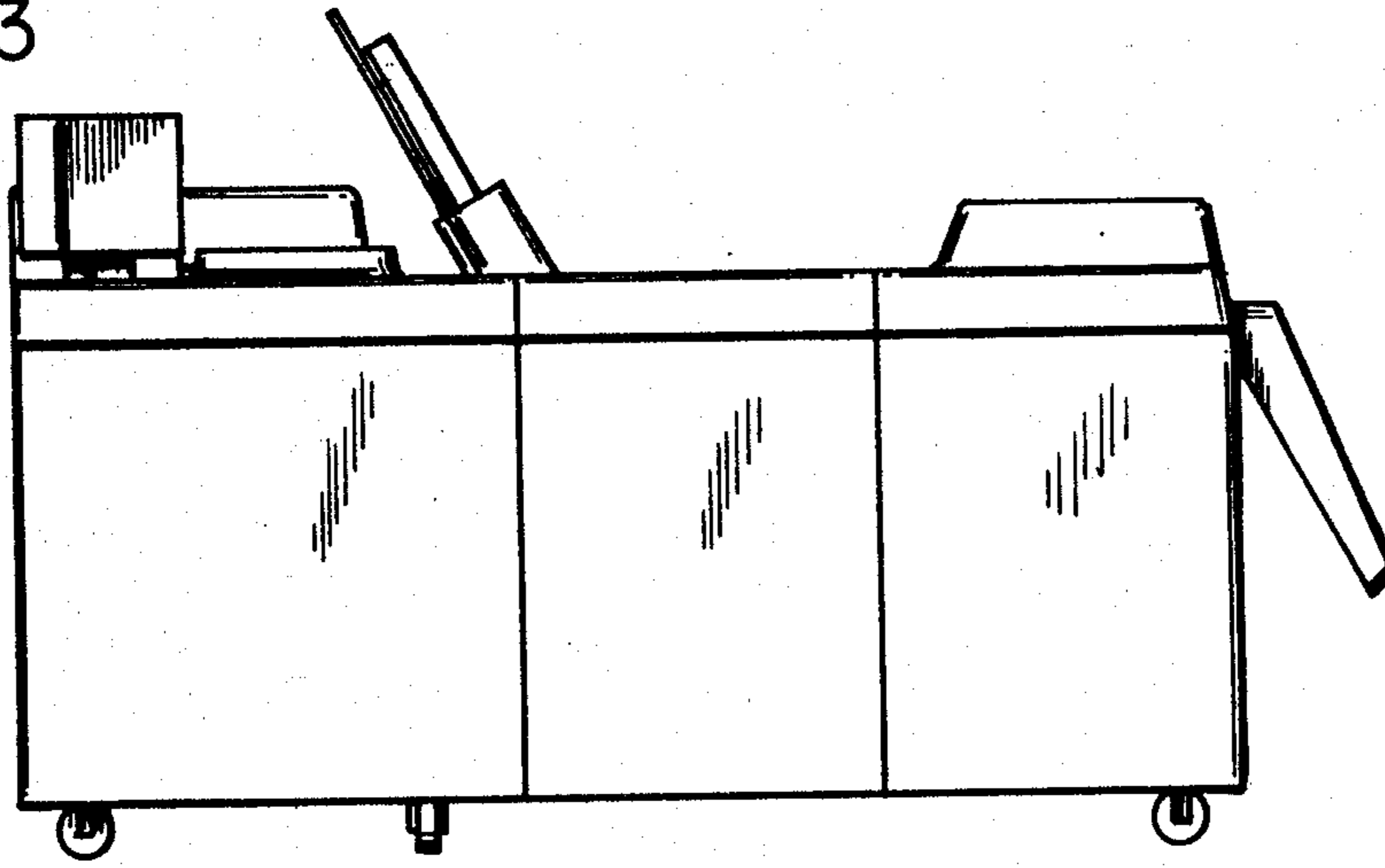


FIG-4

