

[54] MICROPHONE

2,110,763 3/1938 Gerlach 179/148 R

[75] Inventors: Edward W. Festa, Holmdel, N.J.;
John N. McGarvey, Drexel Hill, Pa.;
Gordon E. Sylvester, Jamaica, N.Y.;
James Wilson, Fair Haven, N.J.

Primary Examiner—Jane E. Corrigan
Attorney, Agent, or Firm—S. R. Williamson

[73] Assignee: AT & T Bell Laboratories, Murray Hill, N.J.

[57] CLAIM

The ornamental design for a microphone, substantially as shown and described.

[**] Term: 14 Years

DESCRIPTION

[21] Appl. No.: 358,914

FIG. 1 is a front, top and right side perspective view of a microphone showing our new design;

[22] Filed: Mar. 17, 1982

FIG. 2 is a front, top and left side perspective view;

[52] U.S. Cl. D14/12

FIG. 3 is a front elevational view;

[58] Field of Search D14/12, 13; 179/121 D,
179/147, 148 R; 381/83, 91, 93

FIG. 4 is a side elevational view;

FIG. 5 is a top plan view;

FIG. 6 is a view like FIG. 1 of a modified form of a microphone showing our new design;

[56] References Cited

U.S. PATENT DOCUMENTS

D. 76,622 10/1928 Lum D14/12 X
D. 210,667 4/1968 Villa D14/32

FIG. 7 is a front, top and left side perspective view thereof;

FIG. 8 is a front elevational view thereof;

FIG. 9 is a side elevational view thereof; and

FIG. 10 is a top plan view thereof.



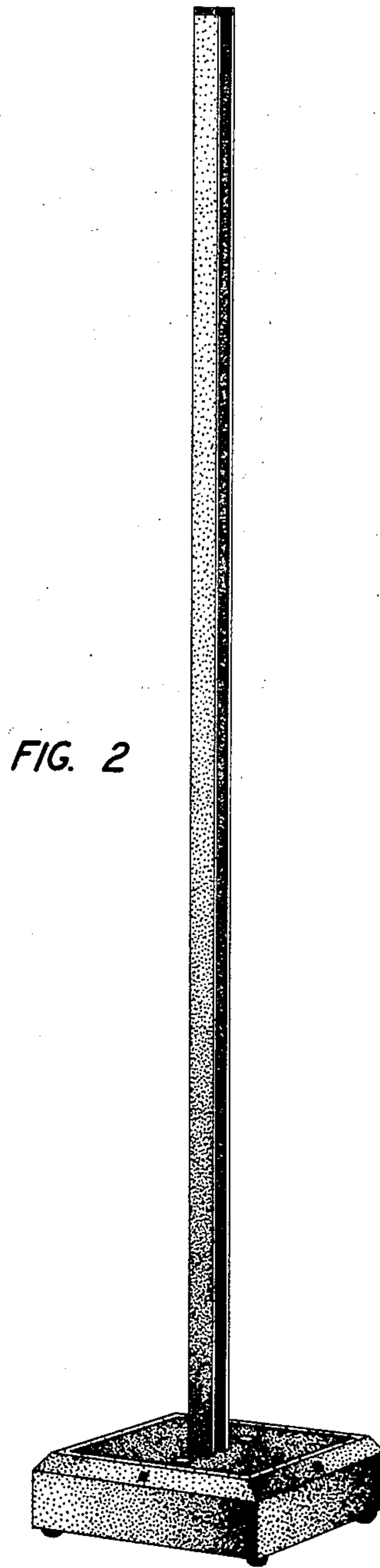
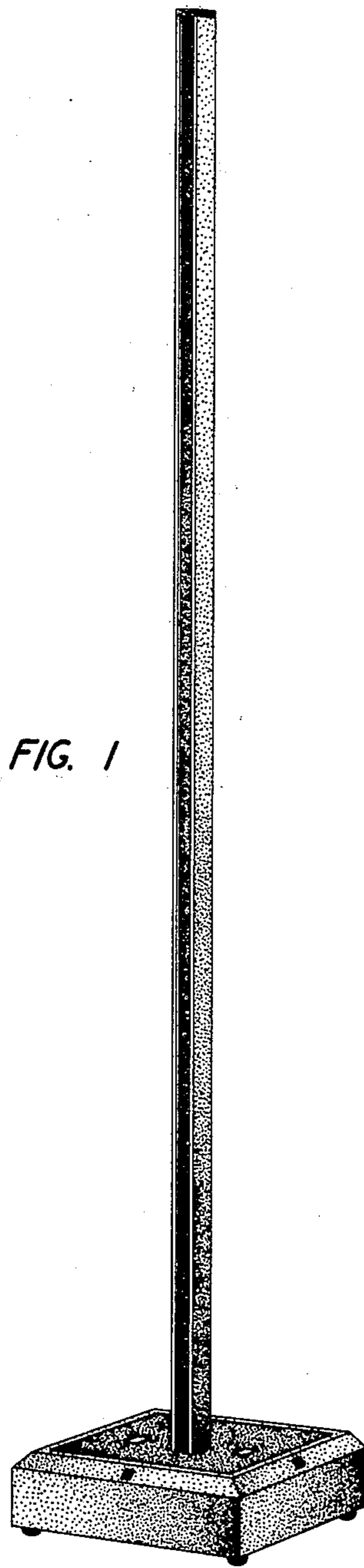


FIG. 3




FIG. 4




FIG. 5




FIG. 6

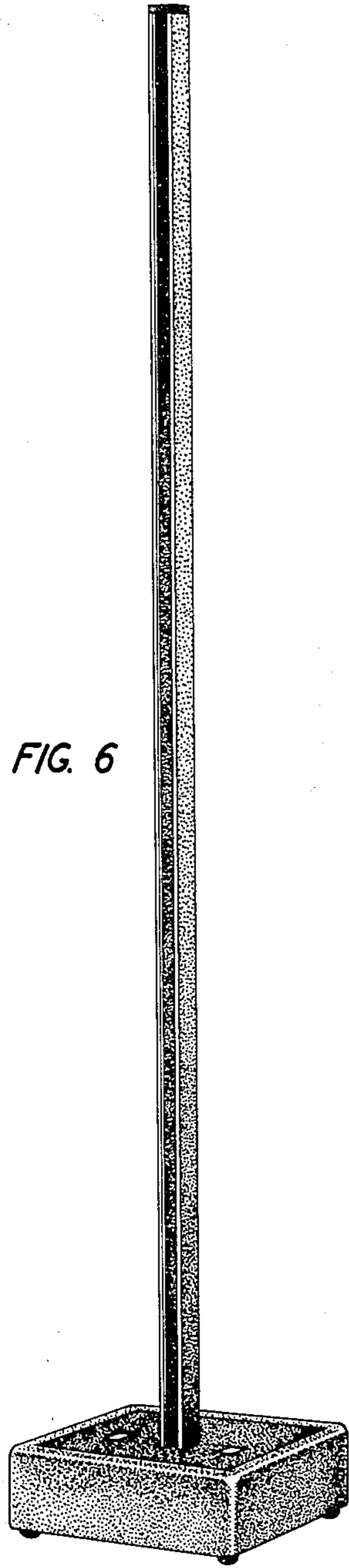


FIG. 7

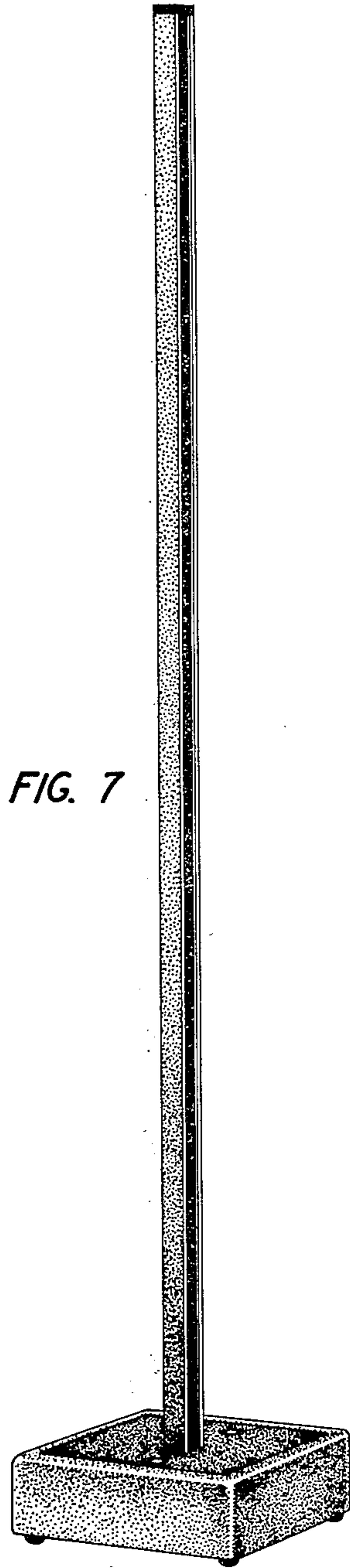


FIG. 8

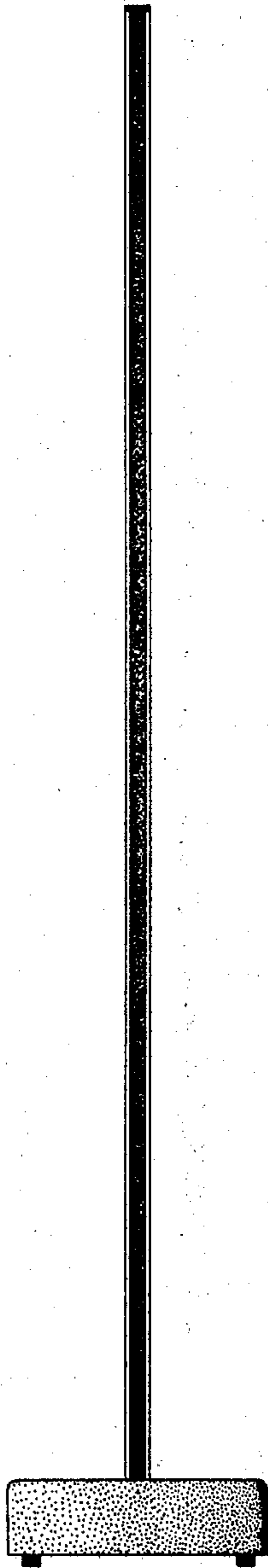


FIG. 9

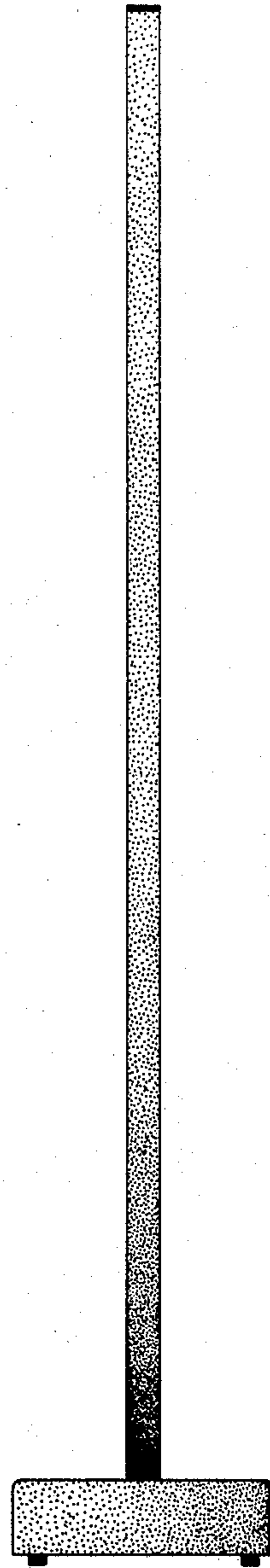


FIG. 10

