

[54] COMBINED MICROPHONE AND LOUDSPEAKER

[75] Inventors: Edward W. Festa, Holmdel, N.J.; John N. McGarvey, Drexel Hill, Pa.; Gordon E. Sylvester, Jamaica, N.Y.; James Wilson, Fair Haven, N.J.

[73] Assignee: AT & T Bell Laboratories, Murray Hill, N.J.

[\*\*] Term: 14 Years

[21] Appl. No.: 358,913

[22] Filed: Mar. 17, 1982

[52] U.S. Cl. .... D14/12; D14/32; D14/33

[58] Field of Search ..... D14/12, 13, 30, 32-34, D14/37, 39; 179/121 D, 147, 148 R; 381/83, 91, 93

[56] References Cited

U.S. PATENT DOCUMENTS

D. 76,622 10/1928 Lum ..... D14/12 X  
D. 210,667 4/1968 Villa ..... D14/32

2,110,763 3/1938 Gerlach ..... 179/148 R

Primary Examiner—Jane E. Corrigan  
Attorney, Agent, or Firm—S. R. Williamson

[57] CLAIM

The ornamental design for a combined microphone and loudspeaker, substantially as shown and described.

DESCRIPTION

FIG. 1 is a front, top and right side perspective view of a combined microphone and loudspeaker showing our new design;

FIG. 2 is a front, top and left side perspective view;

FIG. 3 is a front elevational view;

FIG. 4 is a side elevational view;

FIG. 5 is a top plan view;

FIG. 6 is a view like FIG. 1 of a modified form of a combined microphone and loudspeaker showing our new design;

FIG. 7 is a front, top and left side perspective view thereof;

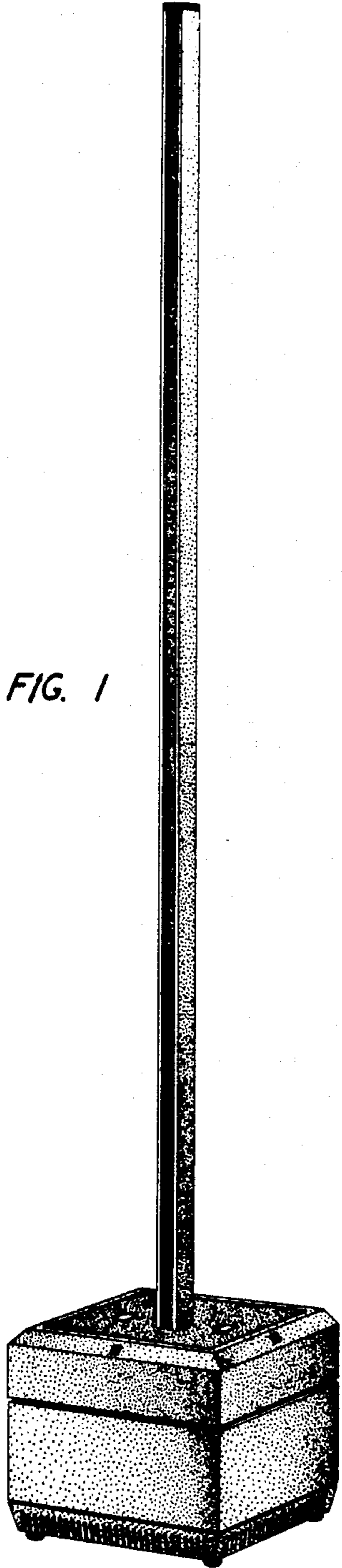
FIG. 8 is a front elevational view thereof;

FIG. 9 is a side elevational view thereof; and

FIG. 10 is a top plan view thereof.



*FIG. 1*



*FIG. 2*

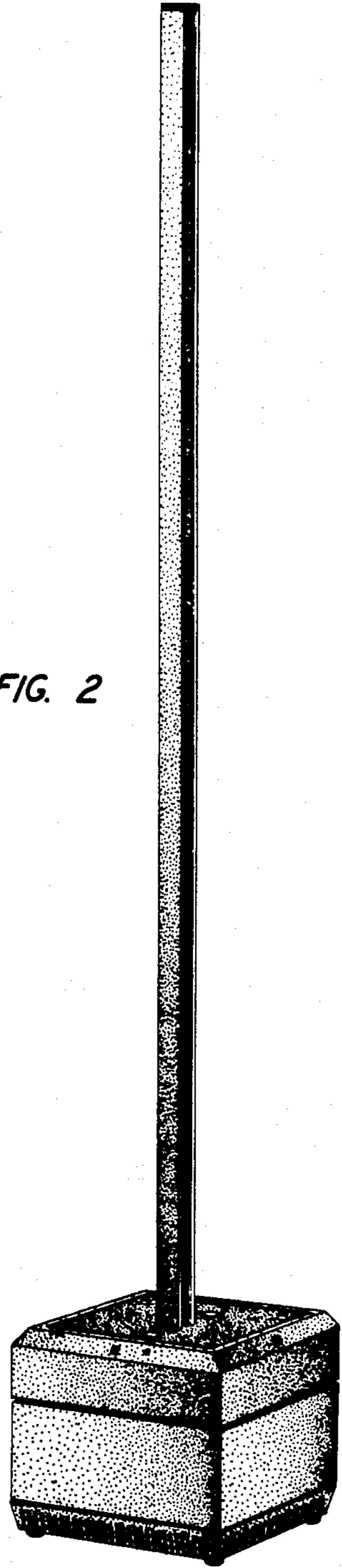


FIG. 3




FIG. 4



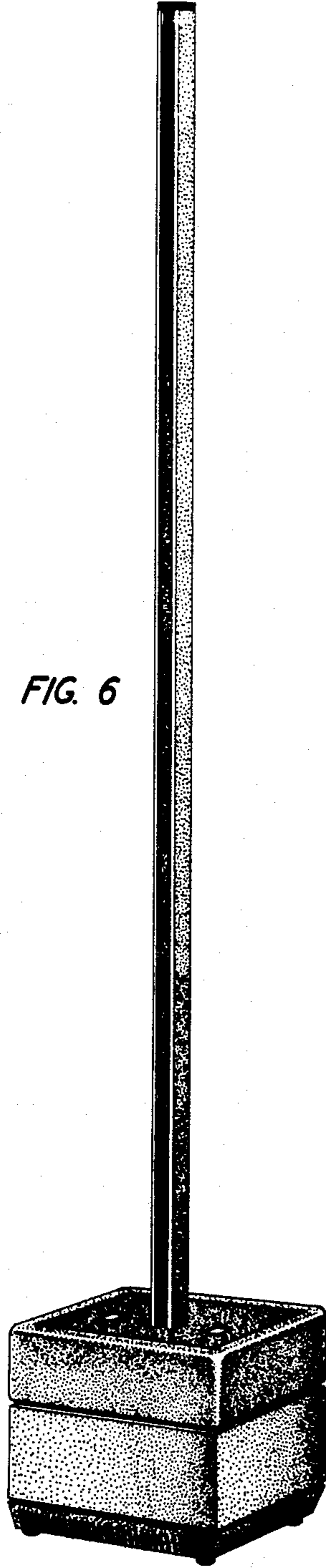


FIG. 5



*FIG. 6*



*FIG. 7*

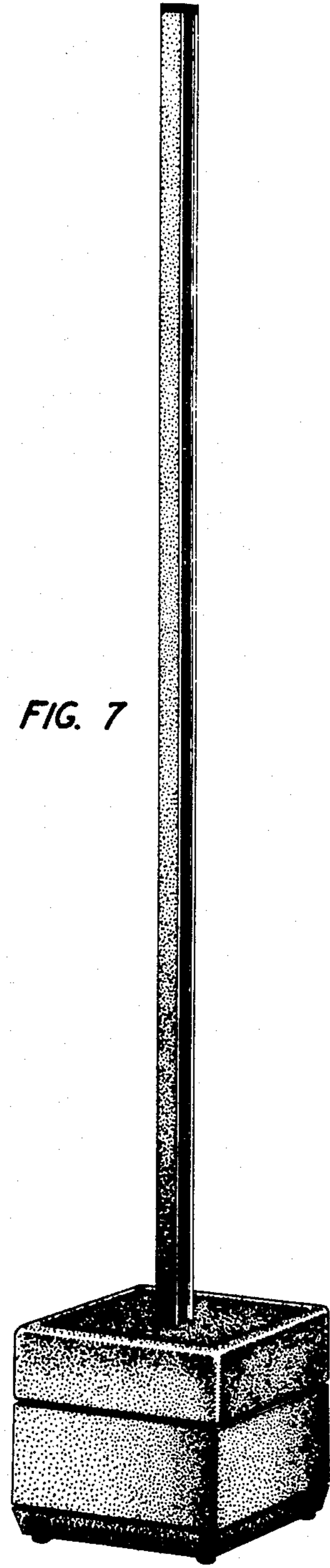




FIG. 8

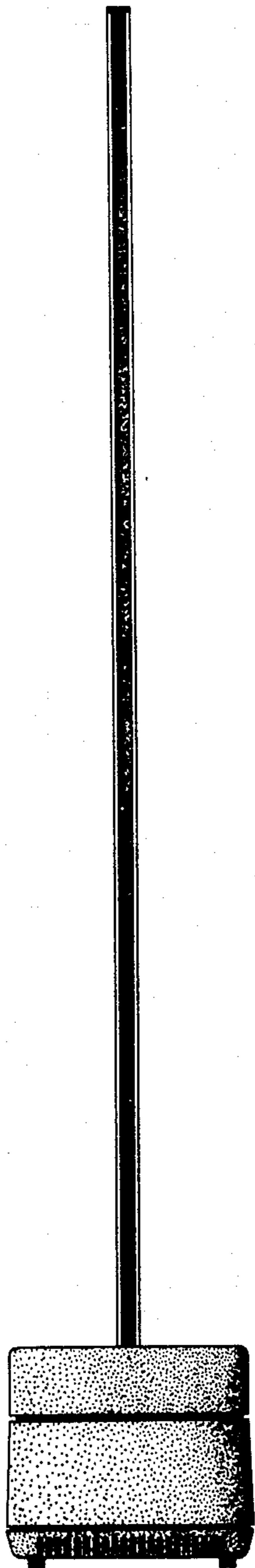


FIG. 9

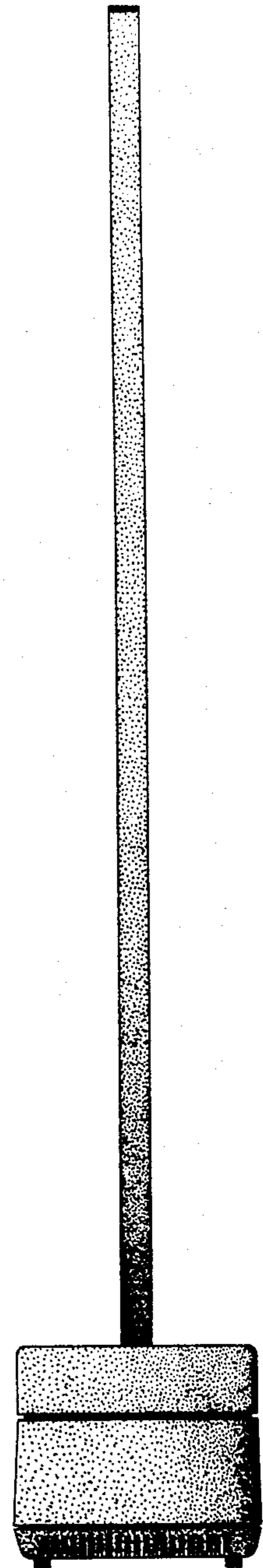


FIG. 10

