

[54] PLASMA CASSETTE ETCHER

[75] Inventors: Joseph A. Maher, Jr., Hamilton; Arthur W. Zafiropoulo, Manchester, both of Mass.

[73] Assignee: Drytek, Inc., Wilmington, Mass.

[**] Term: 14 Years

[21] Appl. No.: 337,373

[22] Filed: Jan. 6, 1982

[52] U.S. Cl. D24/1.1

[58] Field of Search D24/1.1; 156/345, 643; 204/192 E

[56] References Cited

U.S. PATENT DOCUMENTS

D. 228,455	9/1973	Amar et al.	D24/1.1
D. 228,755	10/1973	Amar et al.	D24/1.1
4,264,393	4/1981	Gorin et al.	156/345
4,341,582	7/1982	Kohman et al.	156/345
4,397,708	8/1983	Frantzen	156/345

Primary Examiner—Bernard Ansher
Attorney, Agent, or Firm—Weingarten, Schurgin, Gagnebin & Hayes

[57] CLAIM

The ornamental design for a plasma cassette etcher, substantially as shown and described.

DESCRIPTION

FIG. 1 is a front perspective view of a plasma cassette etcher showing our new design;
 FIG. 2 is a front elevational view of the plasma cassette etcher shown in FIG. 1;
 FIG. 3 is a top plan view thereof;
 FIG. 4 is a bottom plan view thereof;
 FIG. 5 is a rear elevational view thereof;
 FIG. 6 is a left side elevational view thereof, looking toward the left side thereof as it is shown in FIGS. 1 and 2; and
 FIG. 7 is a right side elevational view thereof, looking toward the right side thereof as it is shown in FIGS. 1 and 2.

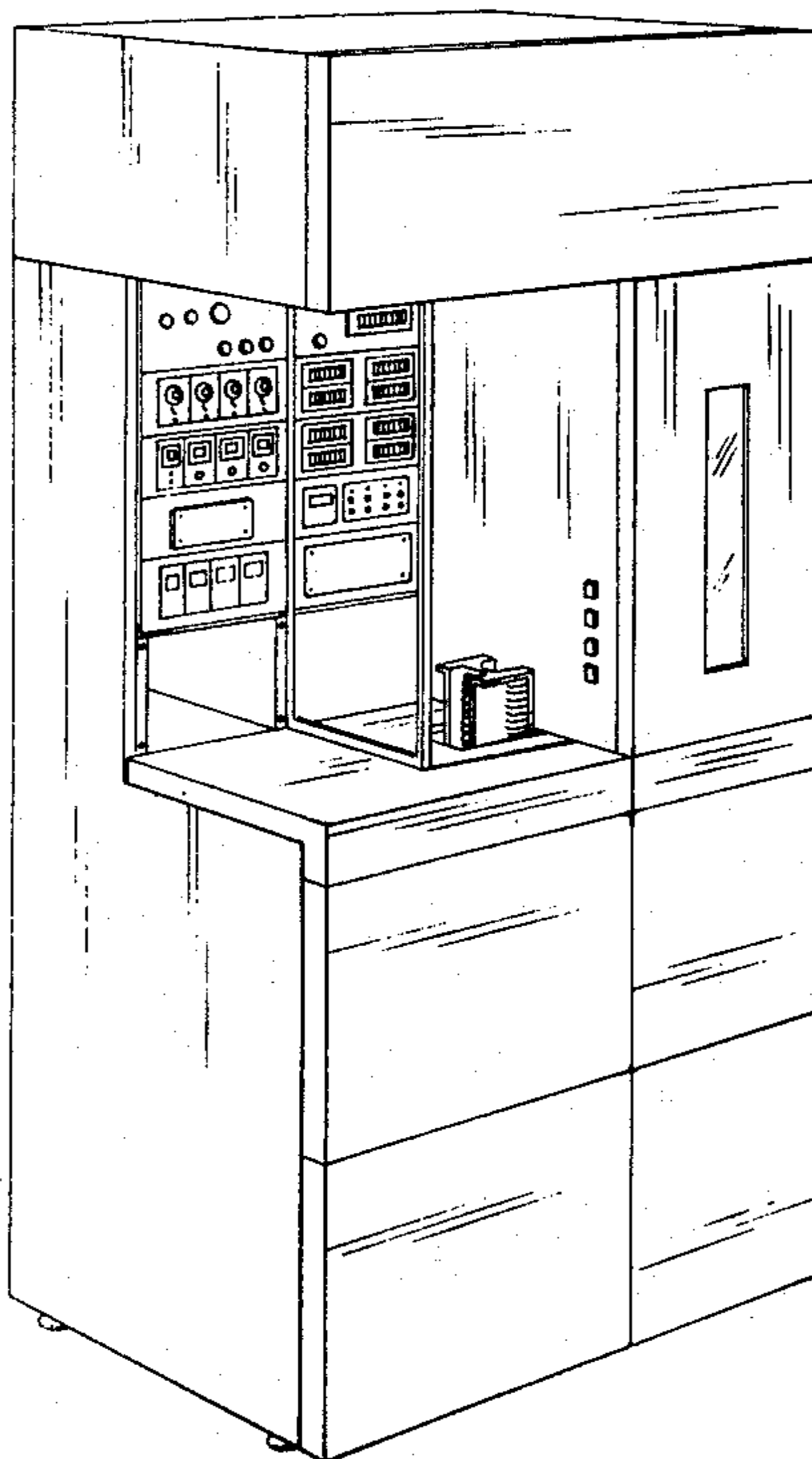


FIG 1





FIG 2




FIG 3




FIG 4

FIG 7

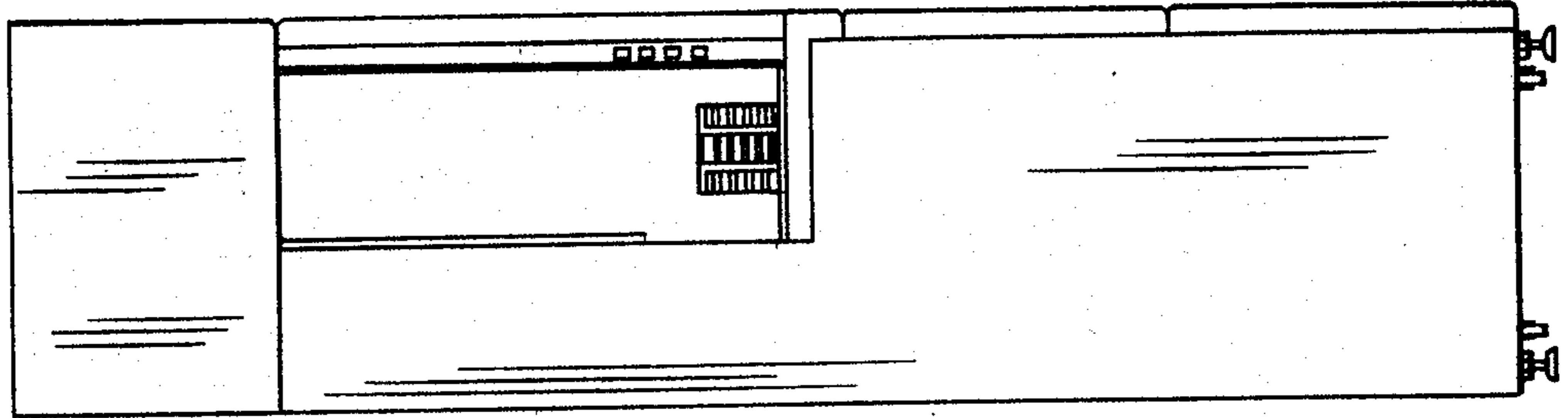


FIG 6




FIG 5

