

[54] CABINET

[76] Inventor: Jerry J. Noonchester, 10841 Westpointe, Taylor, Mich. 48180

[\*\*] Term: 14 Years

[21] Appl. No.: 284,627

[22] Filed: Jul. 20, 1981

[52] U.S. Cl. .... D6/436; D34/20

[58] Field of Search ..... D6/158, 159, 160, 164, D6/167, 168, 169, 170, 171, 172, 175, 181, 186, 129; D14/18, 22, 23, 33; D34/19, 20, 21

[56] References Cited

U.S. PATENT DOCUMENTS

D. 76,844	11/1928	Wolff	.....	D14/23
D. 89,591	4/1933	Miller	.....	D6/159
D. 214,954	8/1969	Duern	.....	D14/23
D. 236,399	8/1975	Rubin	.....	D6/170

D. 257,881 1/1981 Winig ..... D6/129 X

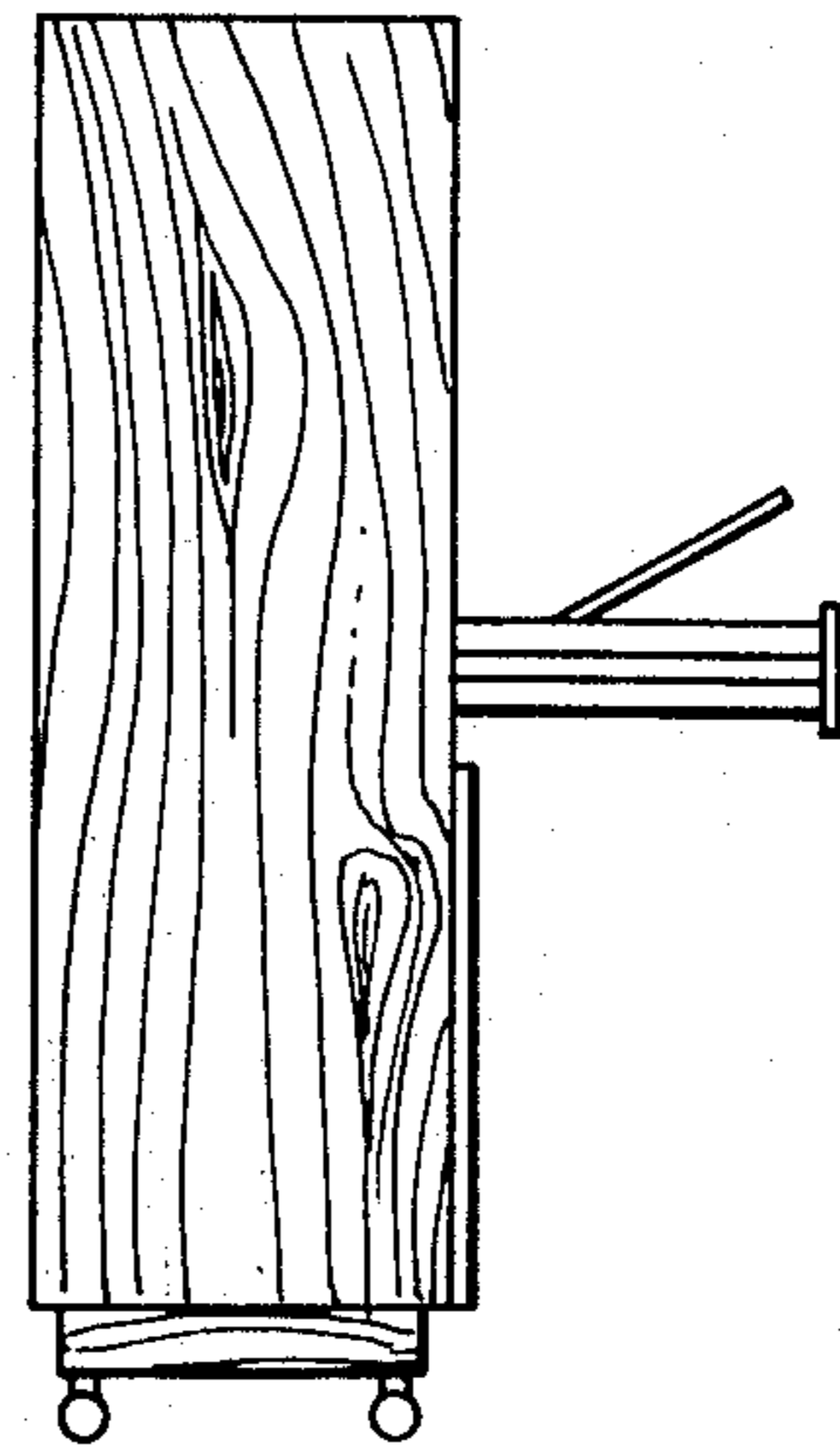

Primary Examiner—Nelson C. Holtje  
Assistant Examiner—Carmen H. Vales  
Attorney, Agent, or Firm—Norbert M. Lisicki

[57] CLAIM

The ornamental design for a cabinet, substantially as shown and described.

DESCRIPTION

FIG. 1 is a perspective view of a cabinet showing my new design;  
FIG. 2 is a front elevational view thereof;  
FIG. 3 is a left side elevational view with the drawer having a raised shelf in open position for the convenience of illustration;  
FIG. 4 is a rear elevational view thereof;  
FIG. 5 is a right side elevational view thereof;  
FIG. 6 is a top plan view thereof; and  
FIG. 7 is a bottom plan view thereof.






Fig-1




Fig-2

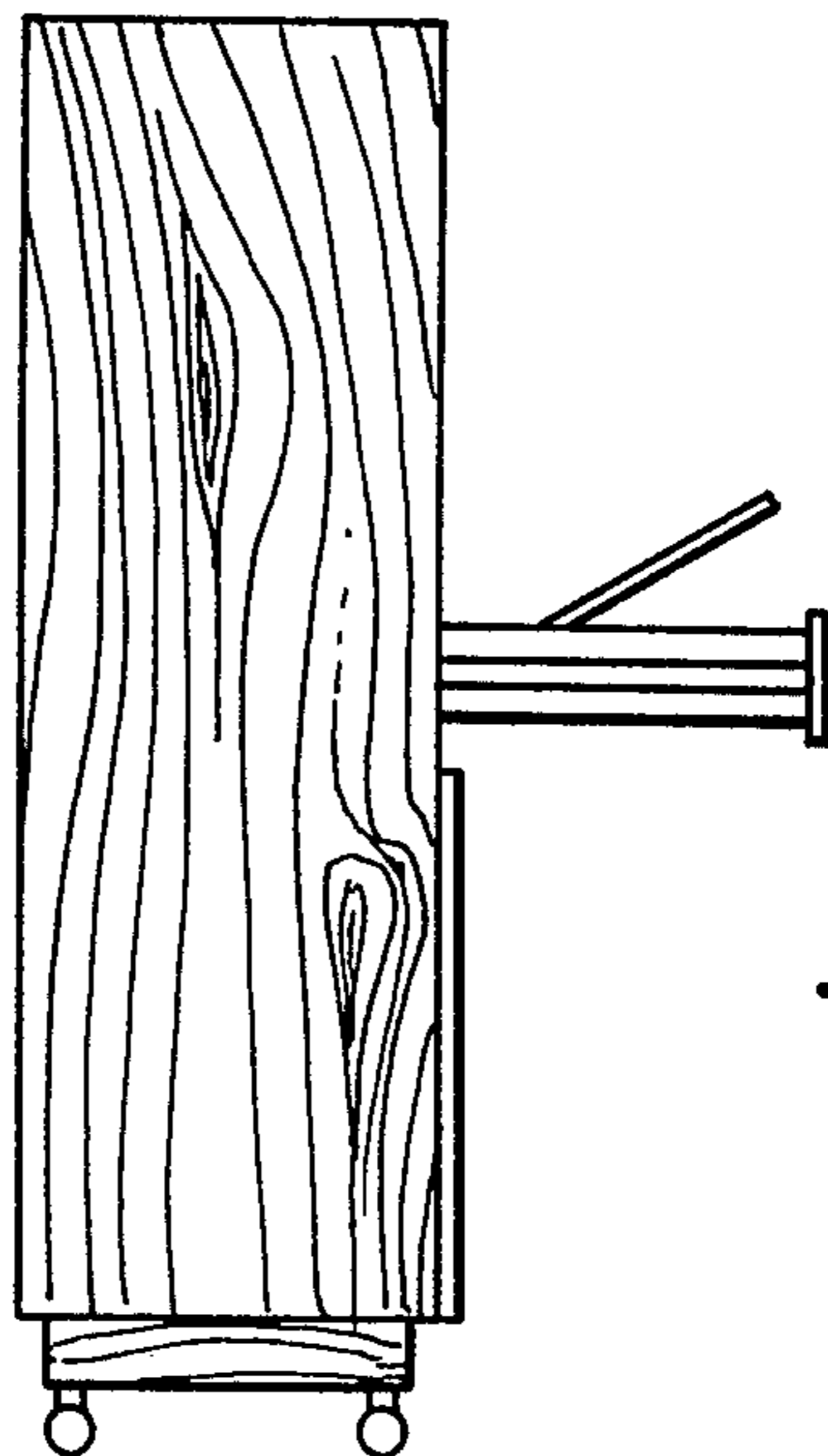


Fig-3




Fig-4



Fig-5



Fig-6

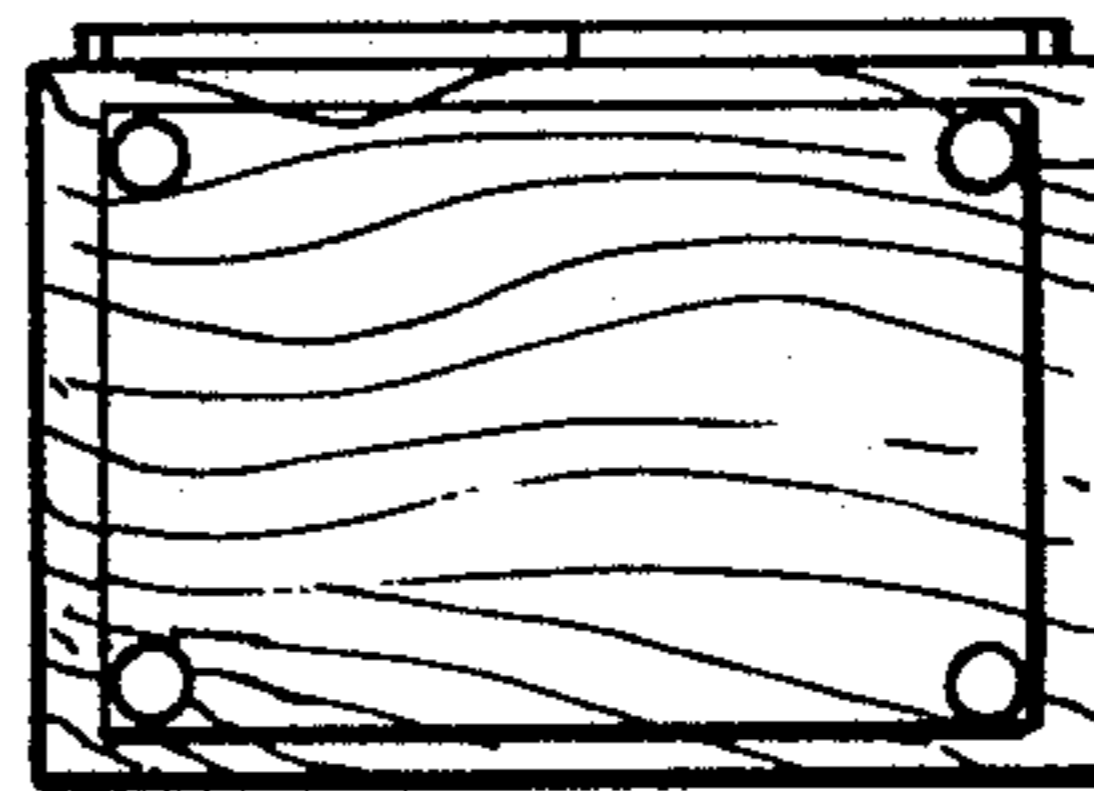


Fig-7