

[54] MOP

[56]

References Cited

[75] Inventors: Masanobu Nishiyama, Osaka; Fusao Kanazawa, Neyagawa; Hisaji Tanaka; Tatsuo Nishimura, both of Osaka, all of Japan

[73] Assignee: Duskin Franchise Kabushiki Kaisha, Osaka, Japan

[\*\*] Term: 14 Years

[21] Appl. No.: 312,369

[22] Filed: Oct. 16, 1981

[30] Foreign Application Priority Data

May 13, 1981 [JP] Japan ..... 56-20382

[52] U.S. Cl. .... D32/50; D4/3; D32/51

[58] Field of Search ..... D4/3, 4, 10-12; 15/143 R, 145, 146, 147, 176, 228; D32/40, 50, 51, 52

U.S. PATENT DOCUMENTS

1,015,022	1/1912	Harrison .....	15/145
1,185,564	5/1916	Williams .....	15/228
1,793,782	2/1931	Dietrich .....	15/147 A
1,795,651	3/1931	Hunter .....	15/143 R
1,821,481	9/1931	Schempp .....	15/228
2,434,563	1/1948	Hawley .....	15/147 A
2,703,424	3/1955	Nicoli .....	15/228 X
3,720,976	3/1973	Bailey .....	15/145 X

Primary Examiner—Catherine E. Kemper  
Attorney, Agent, or Firm—Cushman, Darby & Cushman

[57] CLAIM

The ornamental design for a mop, as shown and described.

DESCRIPTION

FIG. 1 is a front elevational view of a mop showing our new design;  
FIG. 2 is a top plan view thereof;  
FIG. 3 is a bottom view thereof;  
FIG. 4 is a left side elevational view thereof;  
FIG. 5 is a right side elevational view thereof; and  
FIG. 6 is an enlarged perspective view of the head portion thereof.

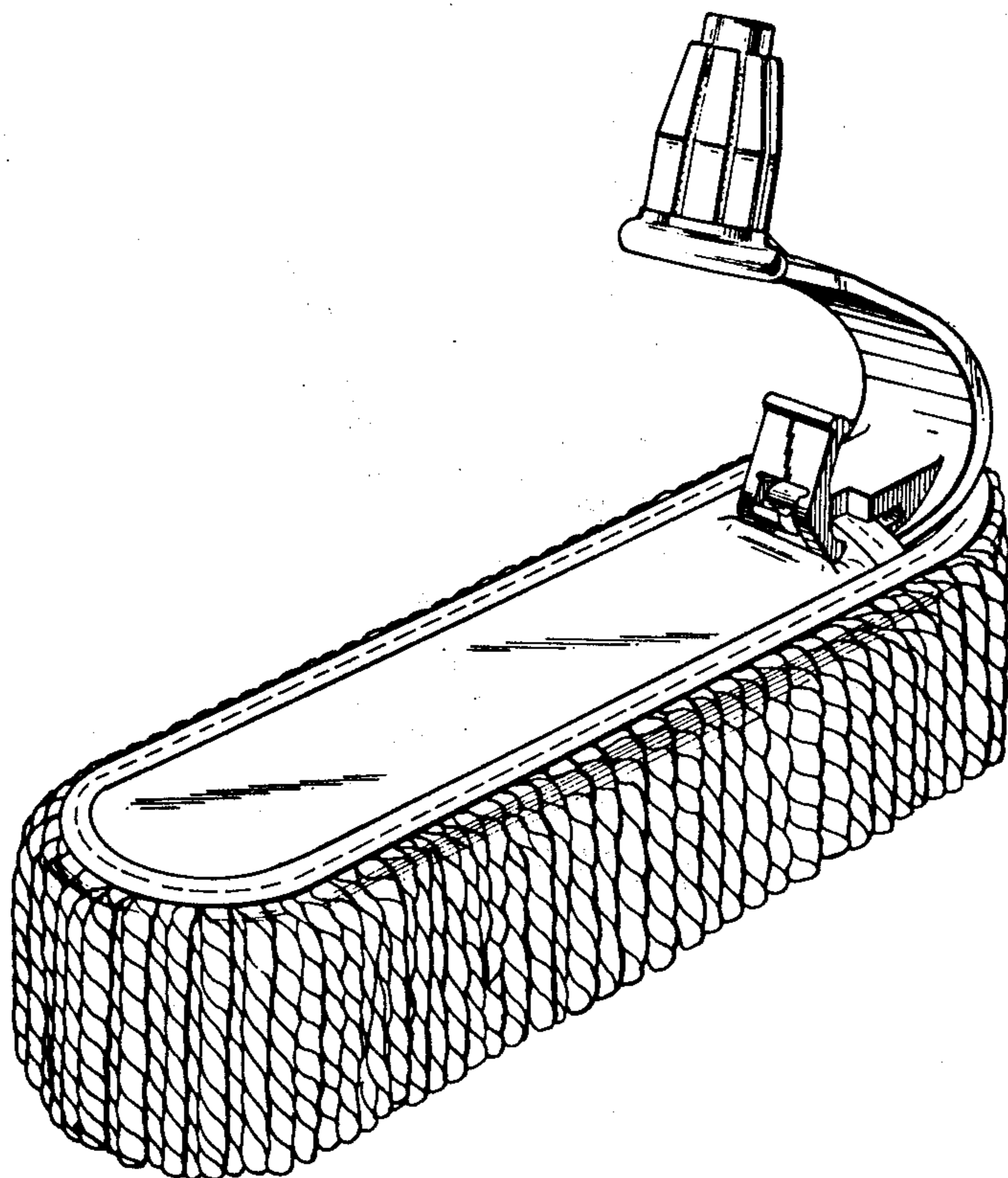


FIG. 4 FIG. 5

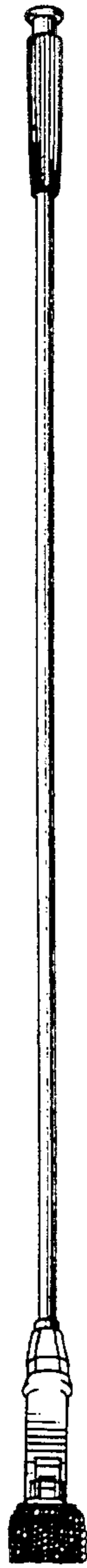


FIG. 1

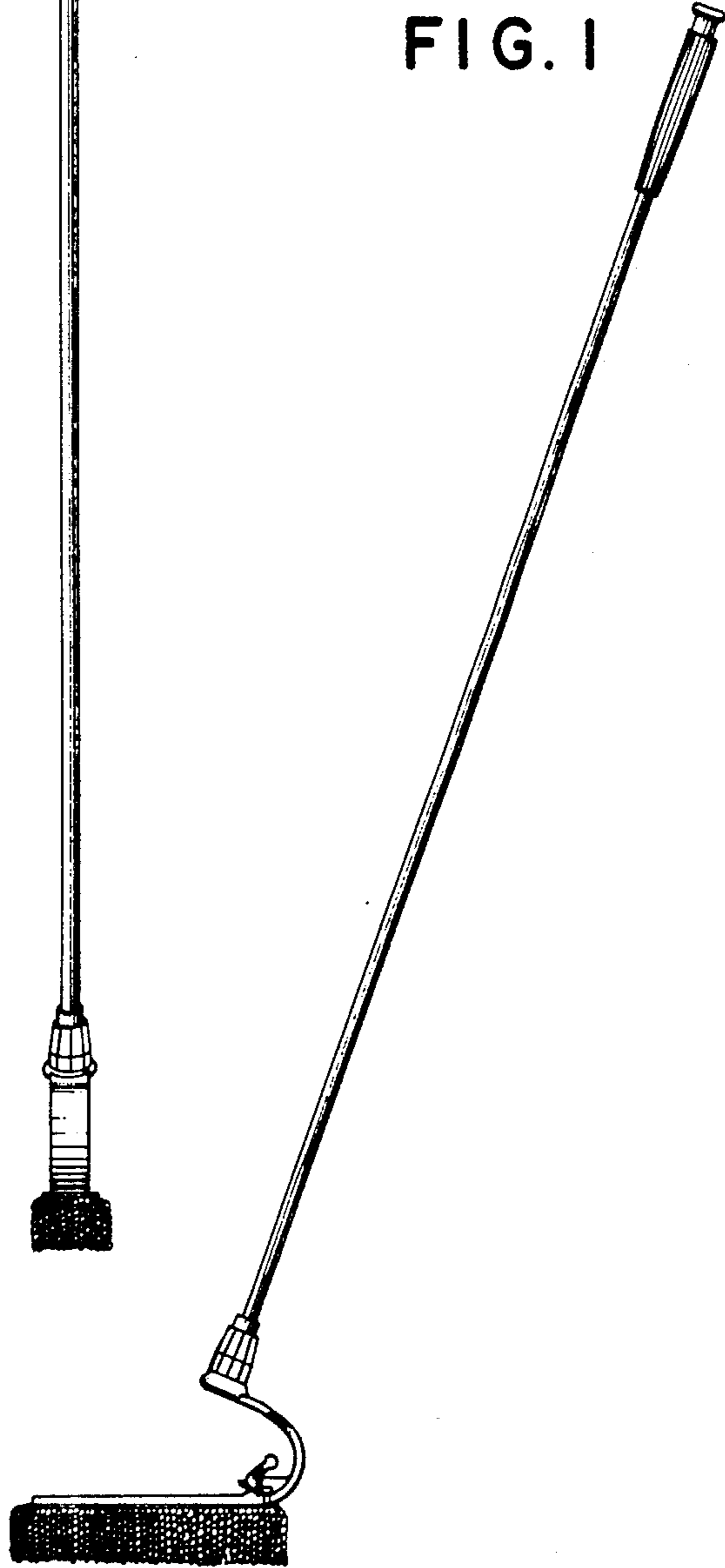


FIG. 2




FIG. 3



FIG. 6

