

[54] END PANEL INSULATOR FOR A TEMPERATURE-CONTROLLED ROTARY CYLINDER

4,321,759 3/1982 Gamble ..... 34/110

[75] Inventors: Leland A. Withers, Sr., Austell; L. Andrew Withers, Jr., Mabelton; Jean D. Withers, Auburn; Carlo Fineo, Austell, all of Ga.

[73] Assignee: Scapa Inc., Waycross, Ga.

[\*\*] Term: 14 Years

[21] Appl. No.: 290,586

[22] Filed: Aug. 6, 1981

[52] U.S. Cl. .... D32/25

[58] Field of Search ..... D32/25; 34/4, 48, 110

[56] References Cited

U.S. PATENT DOCUMENTS

25,927	12/1865	Justus et al. ....	312/200
1,076,330	10/1913	Thompson .....	34/110
1,640,855	8/1927	Shlick .....	34/110
2,047,372	7/1936	Jalens .....	101/416 R
2,074,455	3/1937	Carleton .....	34/48
2,413,567	12/1946	Hornbostel .....	34/124
2,571,426	10/1951	Doniak .....	219/469
2,591,307	4/1952	Sibel .....	432/49
3,911,595	10/1975	Lande .....	34/110
4,241,518	12/1980	Alexy .....	34/110

OTHER PUBLICATIONS

Brochure-Save Fuel-Save Money-Use Less Steam by Innovations Engineering, Inc. (6 pages).

"Put an End to Your Losses"-Corcon Dryer Insulators (2 pages).

"Heat Caps" Sandy Hill Corporation, (1 page).

Primary Examiner-Wallace R. Burke

Assistant Examiner-Lynn Wilder

Attorney, Agent, or Firm-Fleit, Jacobson, Cohn & Price

[57] CLAIM

The ornamental design for an end panel insulator for a temperature-controlled rotary cylinder, as shown and described.

DESCRIPTION

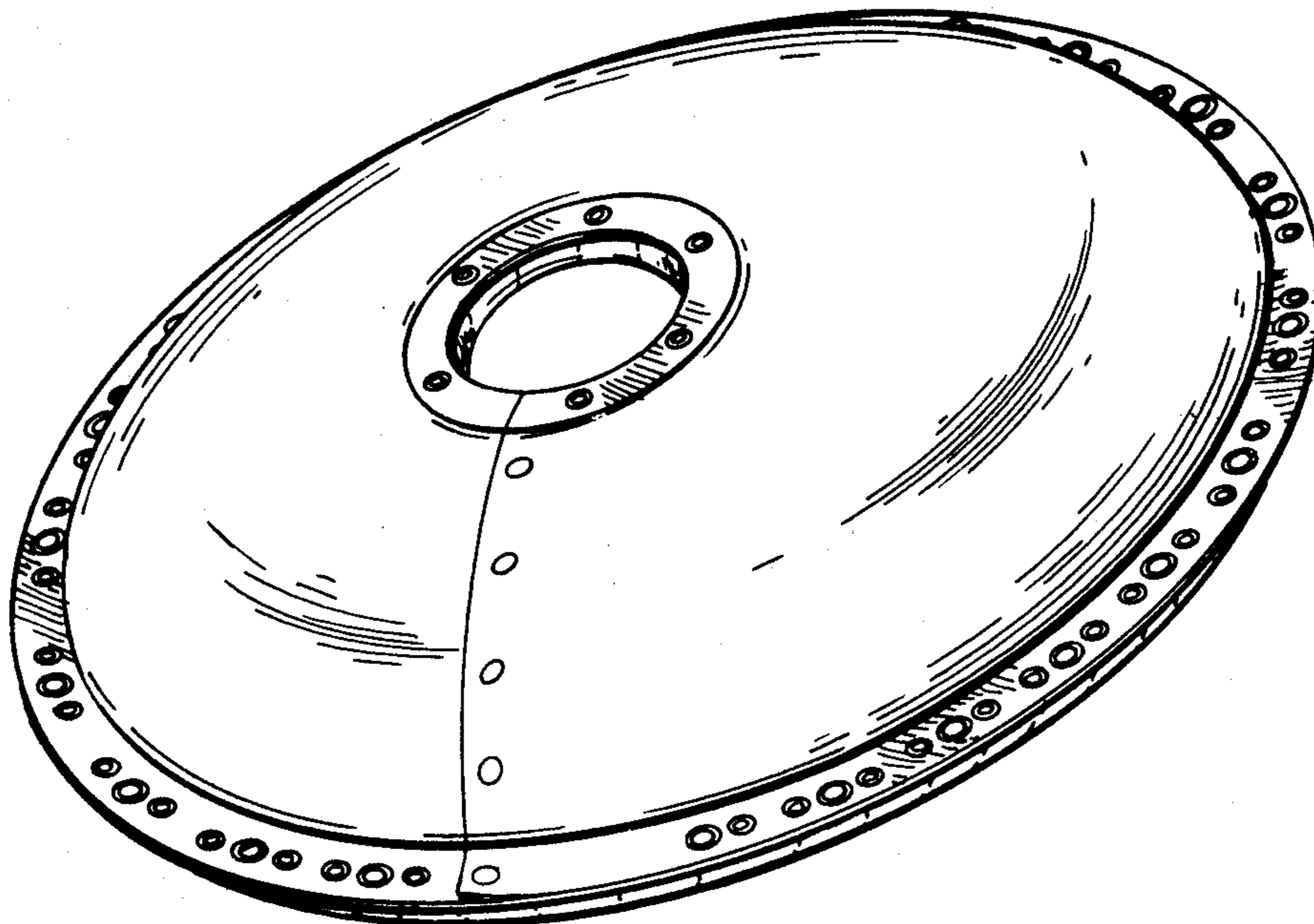
FIG. 1 is a perspective view of an end panel for a temperature-controlled rotary cylinder showing our new design;

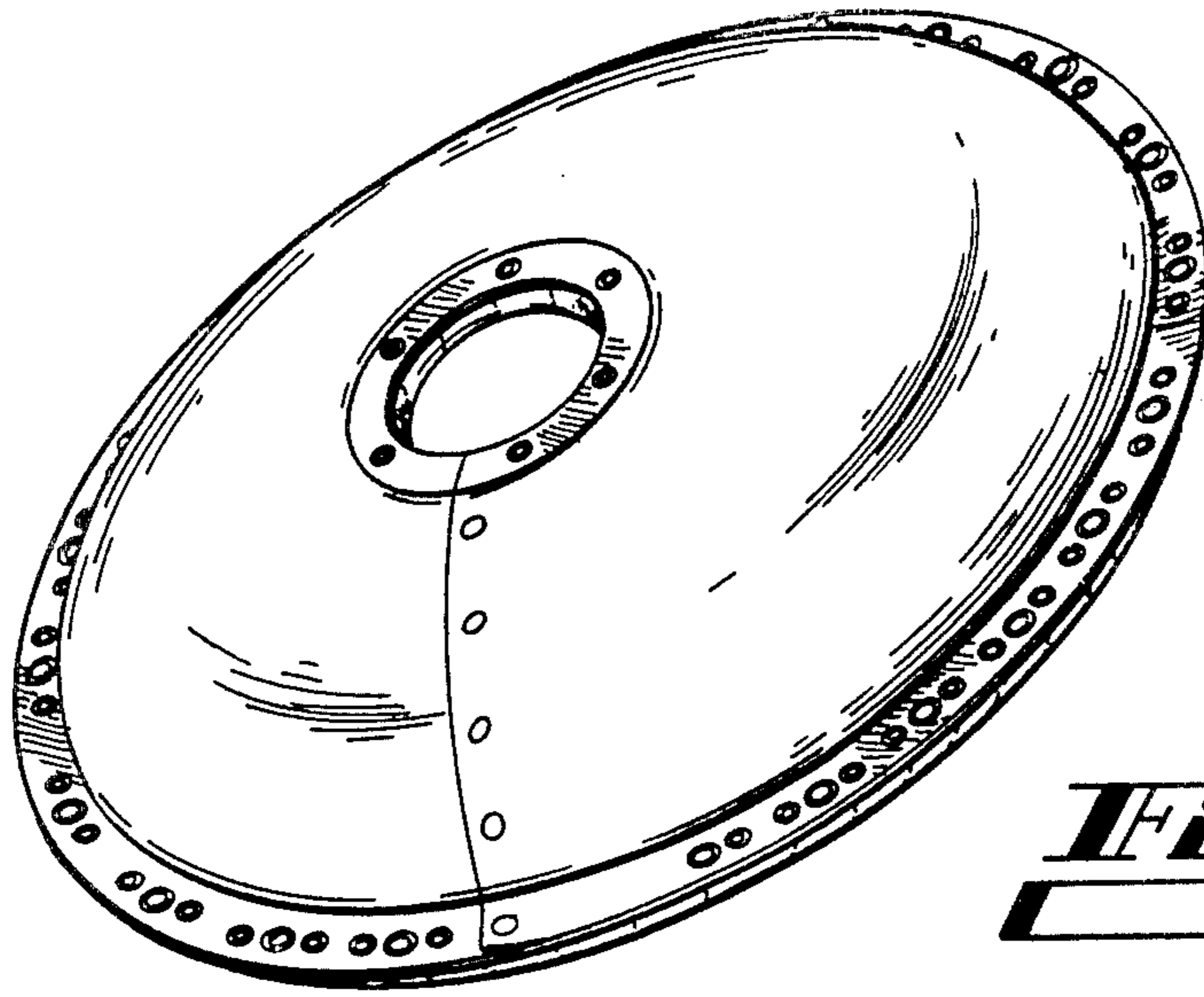
FIG. 2 is a front elevational view thereof;

FIG. 3 is a rear elevational view thereof, it being understood that the pattern shown represents quilted insulating material;

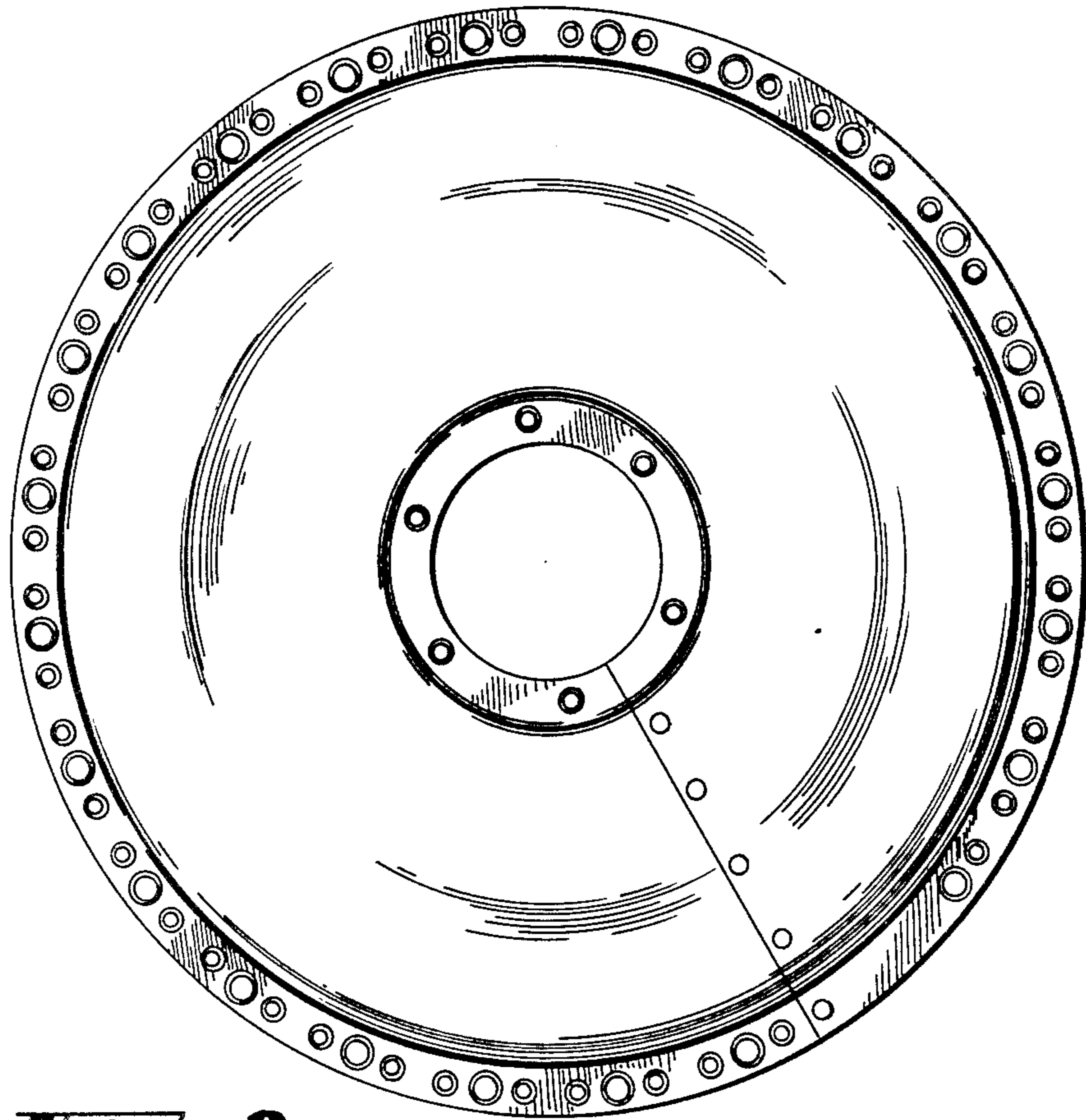
FIG. 4 is a side elevational view thereof;

FIG. 5 is a side elevational view thereof, showing the side opposite to that illustrated in FIG. 4.






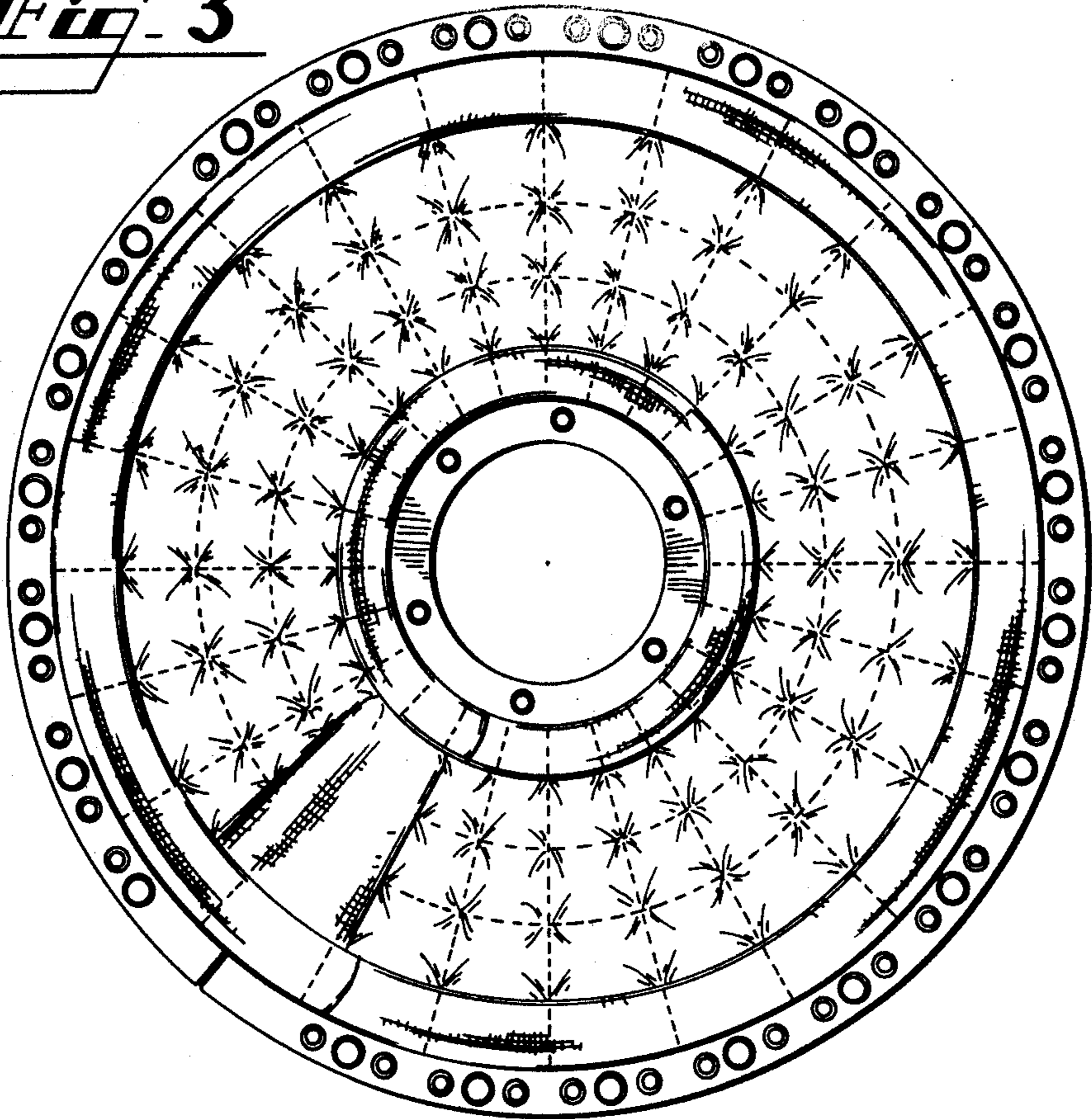
**Fig. 1**




**Fig. 2**



**Fig. 3**



**Fig. 4**



**Fig. 5**