

[54] PHARMACEUTICAL TABLET

[75] Inventor: Anthony B. J. Eoga, Boonton, N.J.

[73] Assignee: Warner-Lambert Company, Morris Plains, N.J.

[**] Term: 14 Years

[21] Appl. No.: 284,898

[22] Filed: Jul. 20, 1981

[52] U.S. Cl. D28/2

[58] Field of Search D1/12; D28/8, 2, 8.2, D28/3; 424/14, 15

[56] References Cited

U.S. PATENT DOCUMENTS

D. 5,408	12/1871	Baillairge	D1/12 X
D. 16,029	4/1885	Schwarzschild	D1/12
D. 27,484	8/1897	Zwoyer	D23/166
D. 48,927	4/1926	Bueten	D28/8.1
D. 50,148	1/1917	Harris	D1/12
D. 51,534	11/1917	Williams	D28/8.1
D. 137,202	2/1944	Scott	D28/8.1
D. 153,734	5/1949	Silson	D28/8.2
D. 207,039	2/1967	Sillett	D28/8.1

D. 216,307	12/1969	Ninger	D1/12
D. 217,891	6/1970	Koenigsberg	D28/8.1
D. 223,759	6/1972	File	D1/12
1,601,775	10/1926	Scherreble	D28/8.1
2,386,416	10/1945	Wilhelm	424/14
3,125,490	3/1964	Hershberg	D28/3

OTHER PUBLICATIONS

K. A. Mitchell, Principles of Tablet Design, Mfg. chemist and mfg. perfumer, Dec. 1946, p. 529.

Primary Examiner—Wallace R. Burke

Assistant Examiner—Horace B. Fay

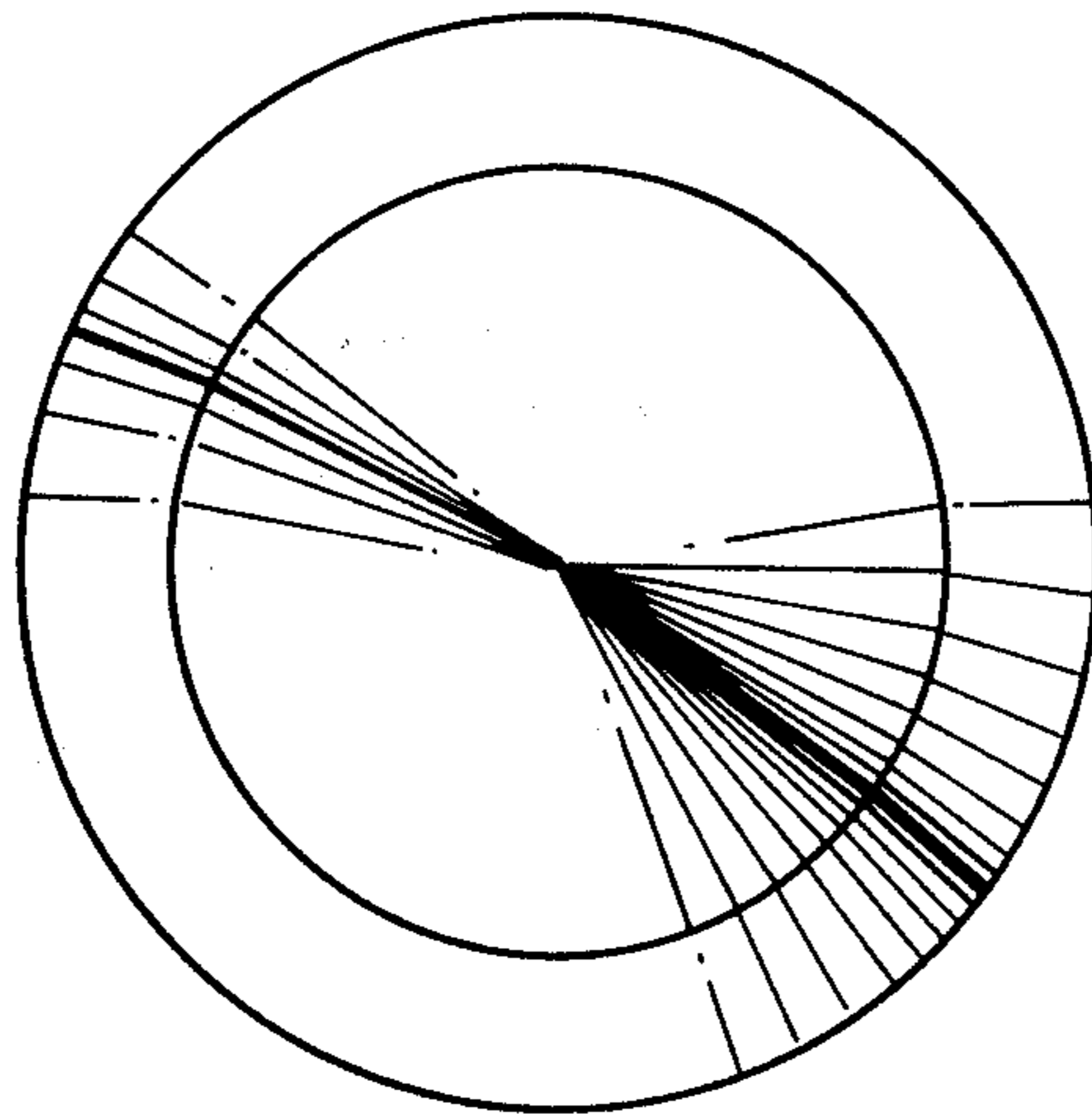
Attorney, Agent, or Firm—Gary M. Nath; Daniel A. Scola, Jr.

[57] CLAIM

The ornamental design for a pharmaceutical tablet, as shown and described.

DESCRIPTION

FIG. 1 is a plan view of both broad surfaces of a pharmaceutical tablet showing my new design; FIG. 2 is a side elevational view thereof; FIG. 3 is a perspective view of the tablet design of FIG. 1.



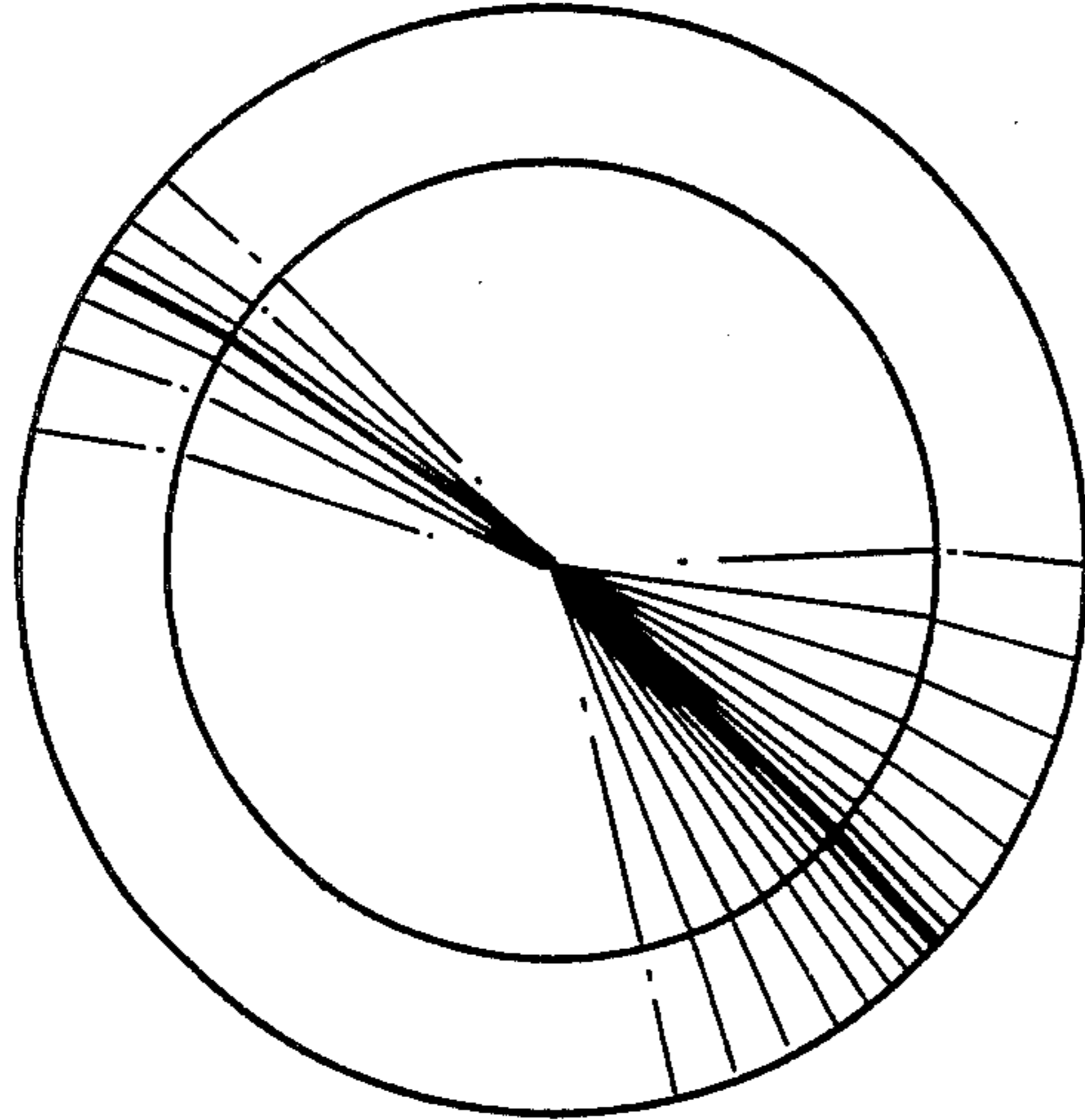


FIG. 1

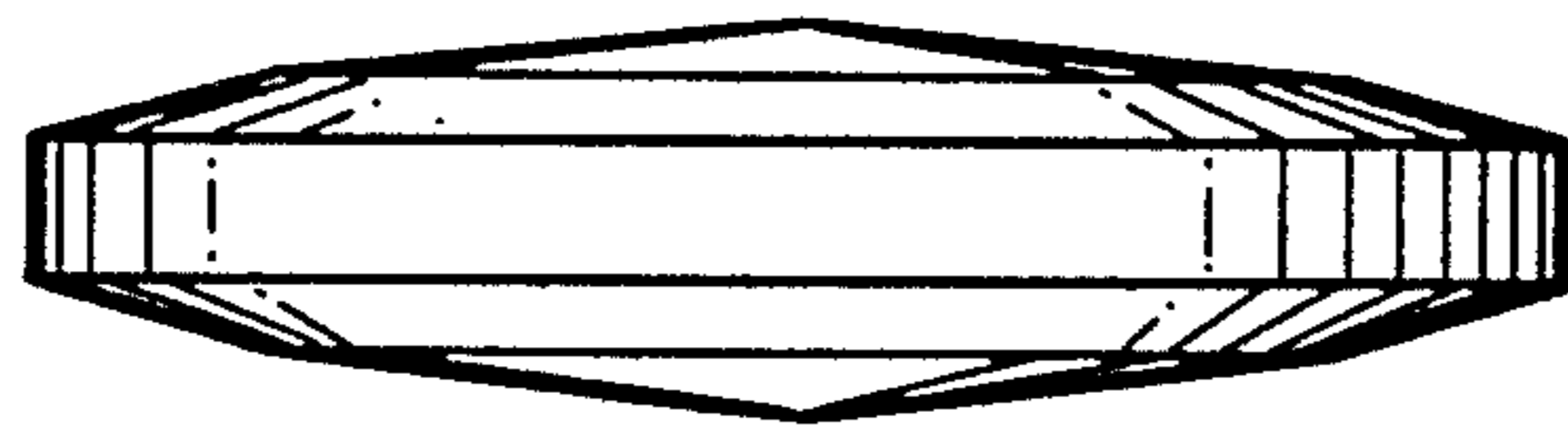


FIG. 2

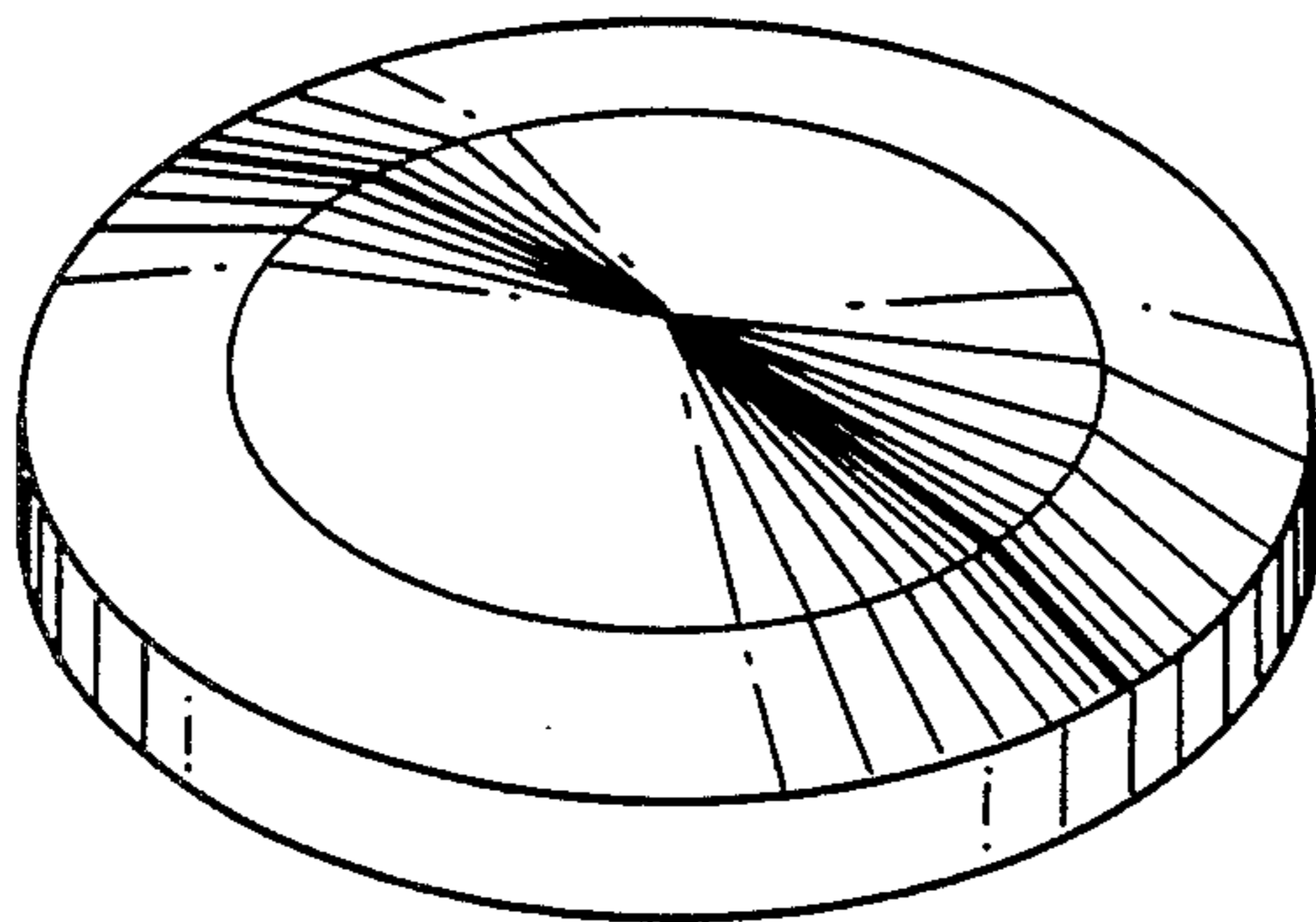


FIG. 3