

[54] HEARING AID COUPLER
 [75] Inventor: E. Robert Libby, Bala Cynwyd, Pa.
 [73] Assignee: Associated Auditory Instruments, Inc., Upper Darby, Pa.
 [**] Term: 14 Years
 [21] Appl. No.: 323,816
 [22] Filed: Nov. 23, 1981
 [52] U.S. Cl. D24/35
 [58] Field of Search D24/35; 179/107 E; 181/134, 129, 135

3,080,011 3/1963 Henderson 181/135
 4,296,829 10/1981 Pedersen 181/129
 4,349,083 9/1982 Bennett 181/135

Primary Examiner—Bernard Ansher
 Attorney, Agent, or Firm—Karl L. Spivak

[57] CLAIM

The ornamental design for hearing aid coupler, as shown and described.

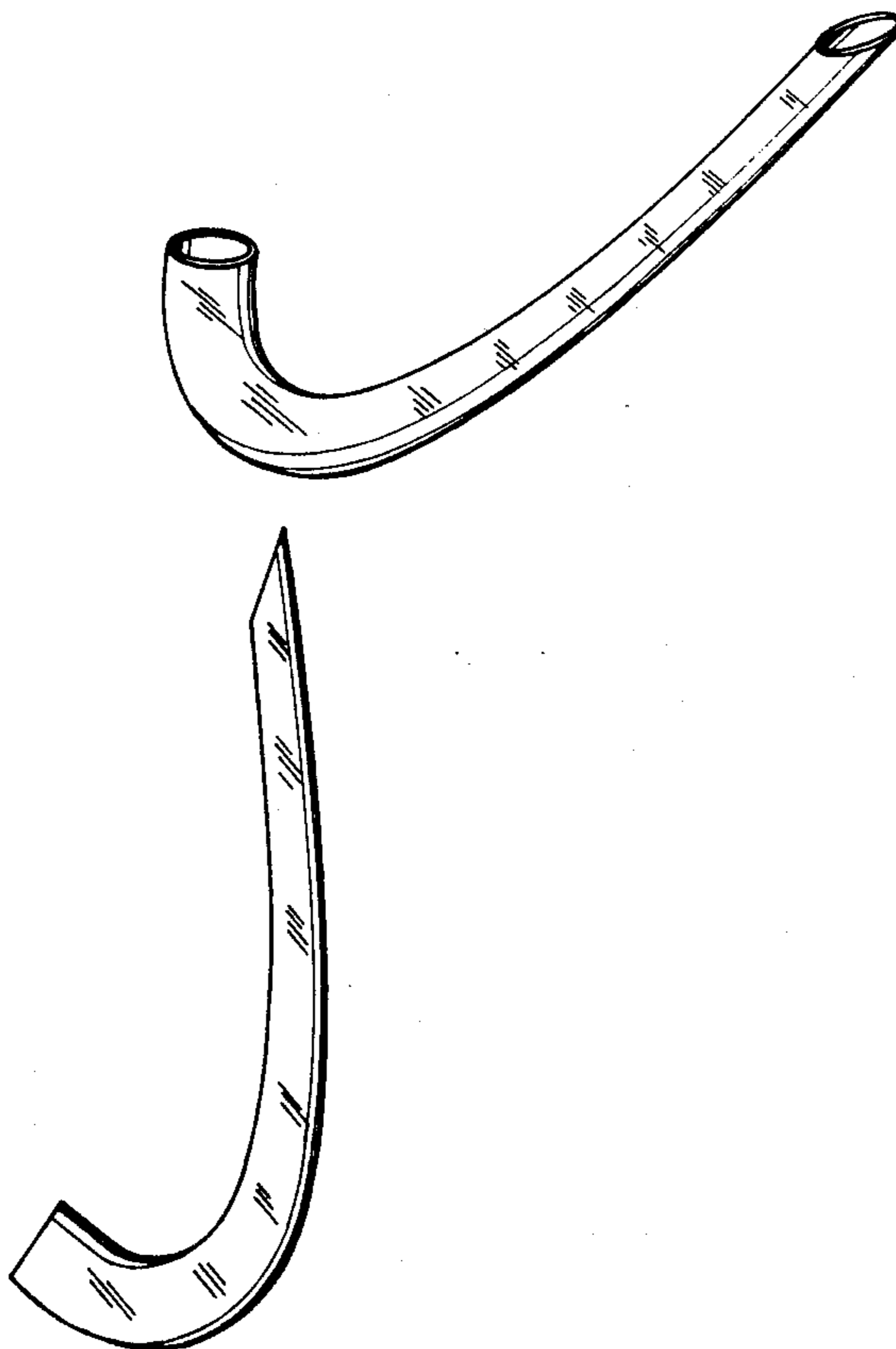
DESCRIPTION

FIG. 1 is a perspective view of a hearing aid coupler showing my new design;
 FIG. 2 is a left side elevational view thereof, the other side being a mirror image thereof;
 FIG. 3 is a top plan view thereof;
 FIG. 4 is a bottom plan view thereof;
 FIG. 5 is a front elevational view thereof; and
 FIG. 6 is a rear elevational view thereof.

[56] References Cited

U.S. PATENT DOCUMENTS

D. 251,852 5/1979 Guice D24/35
 1,207,704 12/1916 Baum 181/134
 2,738,025 3/1956 Annas 181/134



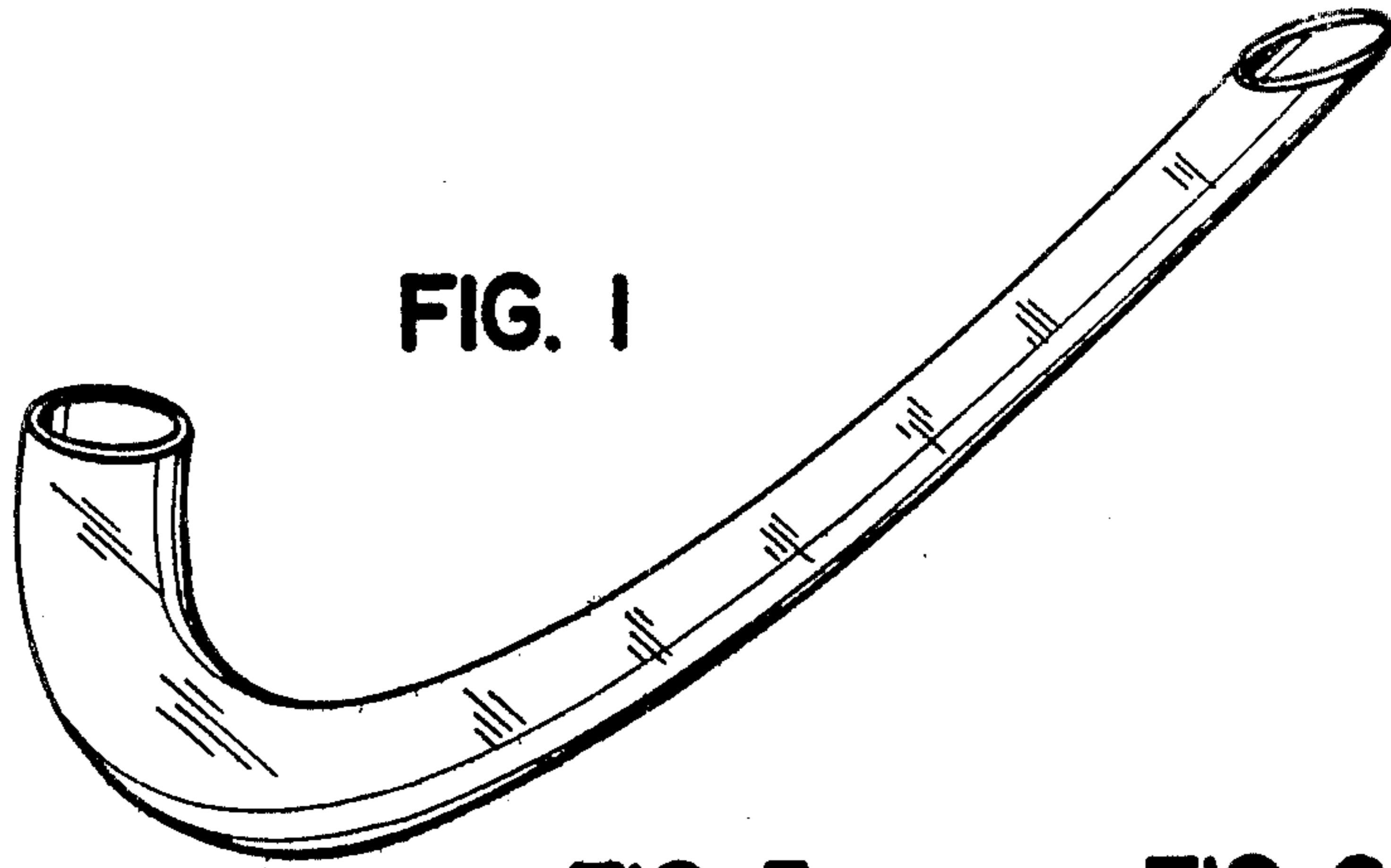


FIG. 1

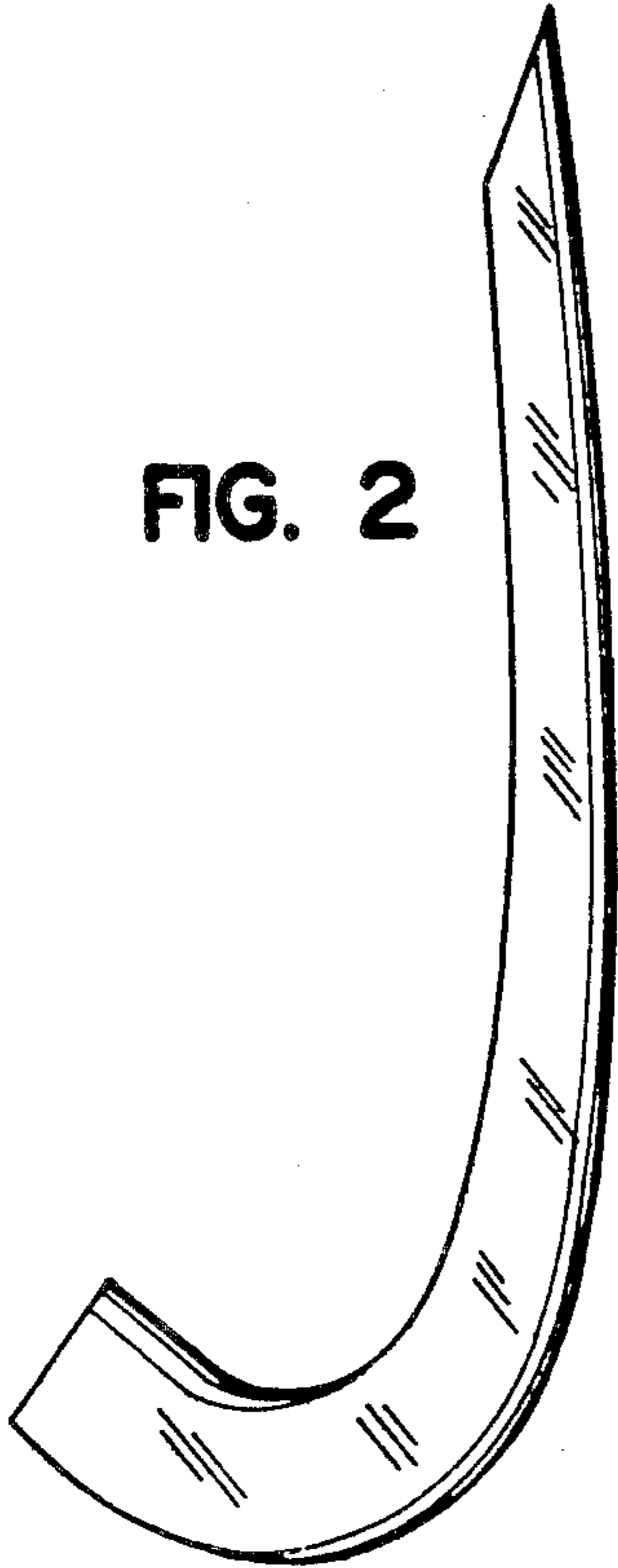


FIG. 2

FIG. 5



FIG. 6



FIG. 3



FIG. 4