

[54] CARPET SWEEPER WITH ADDITIONAL ROTABLE EDGE BRUSHES

[75] Inventors: Dieter Pätzold; Peter Tiwi, both of, Nassau/Lahn, Fed. Rep. of Germany

[73] Assignee: ITT Industries, Inc., New York, N.Y.

[**] Term: 14 Years

[21] Appl. No.: 265,922

[22] Filed: May 21, 1981

[30] Foreign Application Priority Data

Dec. 4, 1980 [DE] Fed. Rep. of Germany ... 6 MR 1066

[52] U.S. Cl. D32/38

[58] Field of Search D32/38, 39; 15/41-48

[56] References Cited

U.S. PATENT DOCUMENTS

3,750,215	8/1973	Liebscher	15/42
4,086,677	5/1978	Liebscher et al.	15/42
4,107,809	8/1978	Schuelein et al.	15/42

FOREIGN PATENT DOCUMENTS

1957576	5/1971	Fed. Rep. of Germany	15/41 R
2733480	2/1979	Fed. Rep. of Germany	15/42

Primary Examiner—Catherine E. Kemper
Attorney, Agent, or Firm—John T. O'Halloran; Peter R. Ruzek; Mary C. Werner

[57] CLAIM

The ornamental design for a carpet sweeper with additional rotatable edge brushes, as shown and described.

DESCRIPTION

FIG. 1 is a top plan view of a carpet sweeper with additional rotatable edge brushes, shown my new design;

FIG. 2 is a rear elevational view thereof;

FIG. 3 is a bottom plan view thereof;

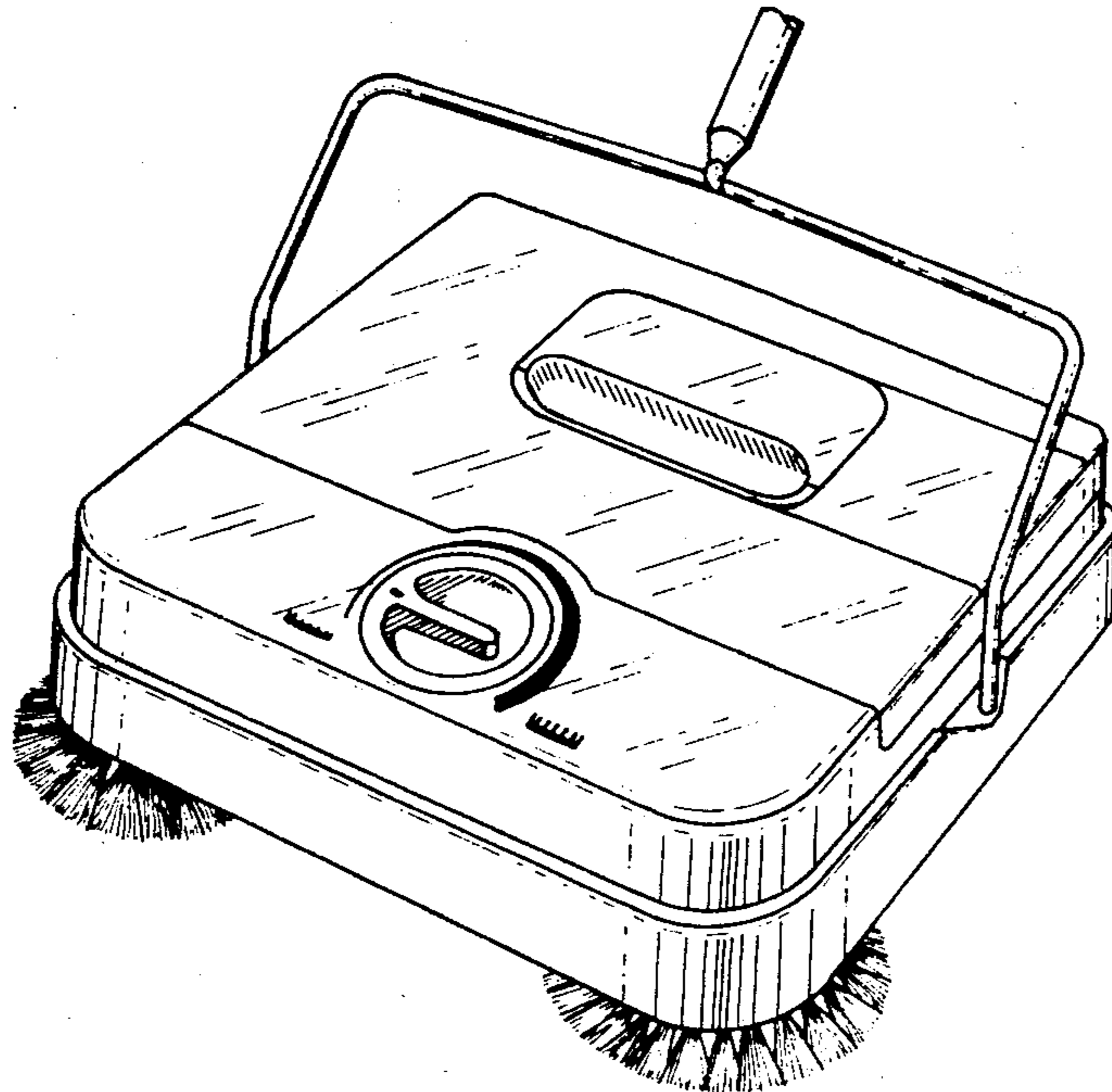
FIG. 4 is a front elevational view thereof;

FIG. 5 is a side elevational view thereof;

FIG. 6 is a top perspective view thereof;

FIG. 7 is a top perspective view thereof shown with the dust pan lifted off the body of the carpet sweeper.

The conventional handle is shown fragmentarily in FIGS. 1, 5, 6 and 7 for ease of illustration.






Fig. 1

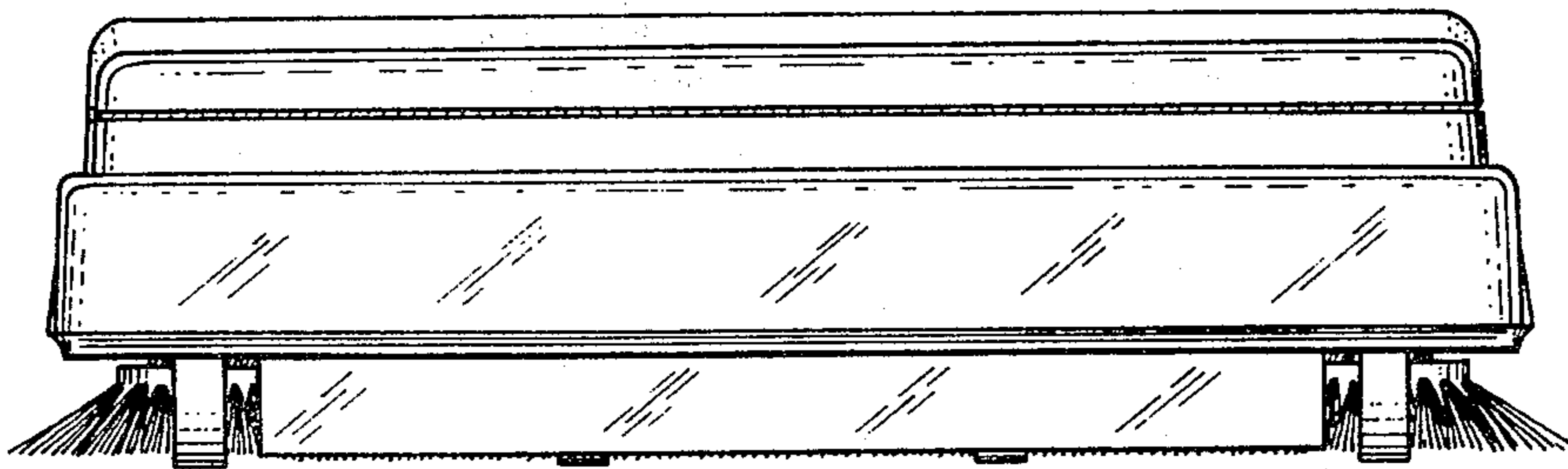


Fig. 2

Fig. 3

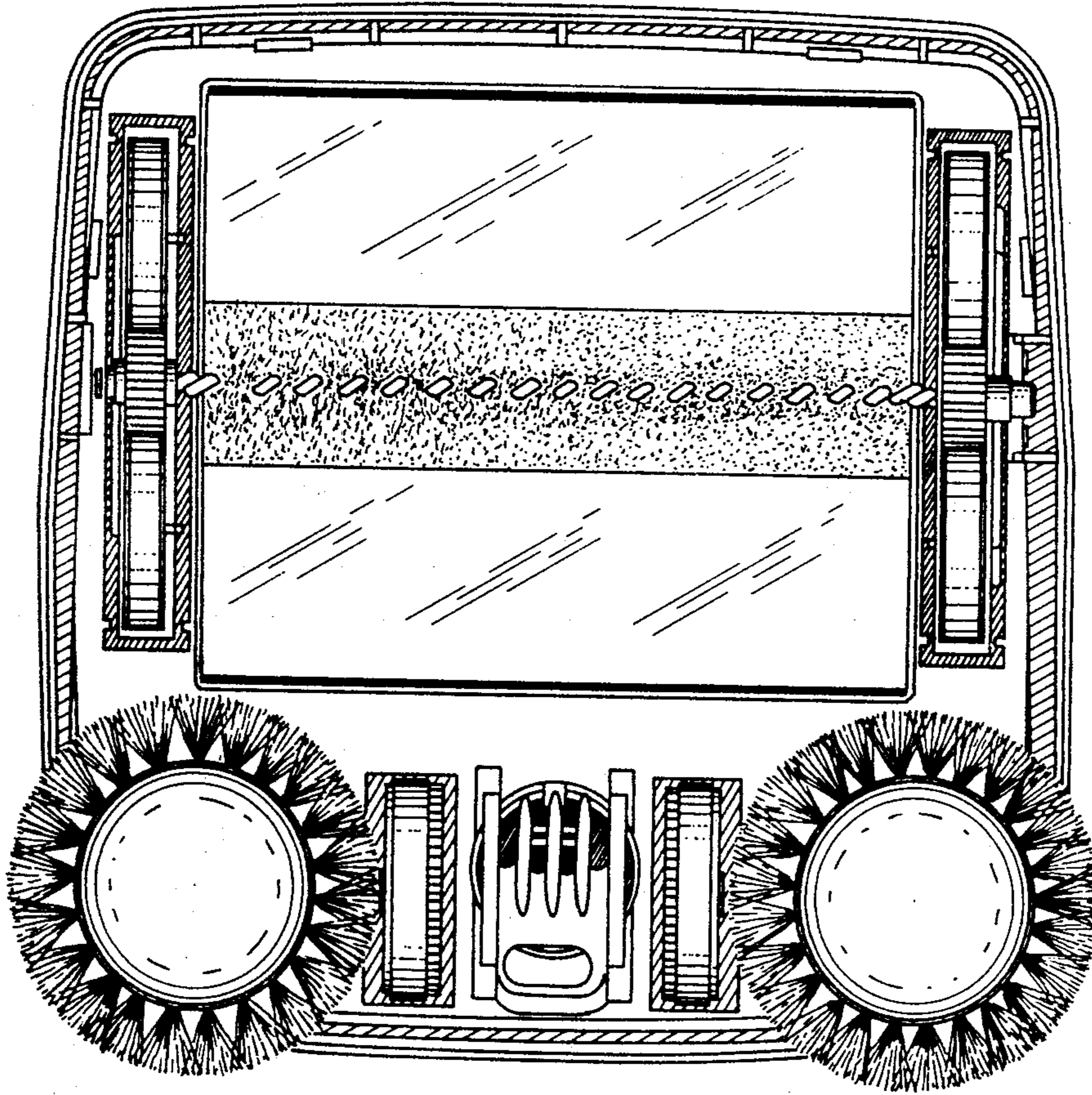


Fig. 4

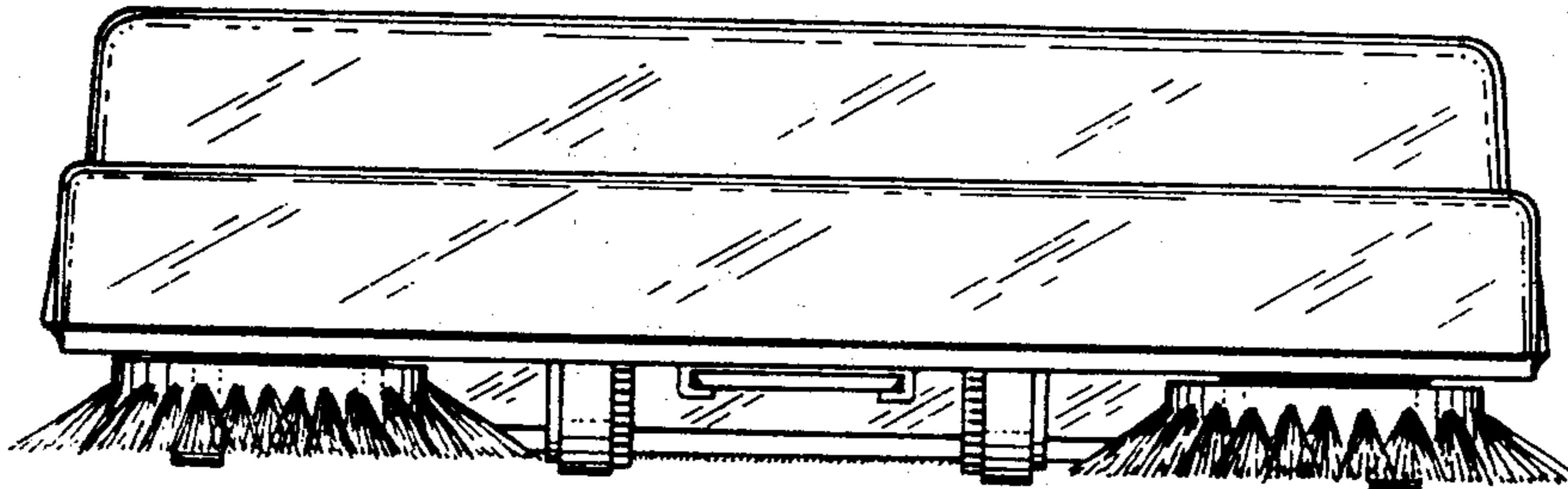


Fig. 5

