

[54] TOP FOR A BATHTUB

[75] Inventor: Donald W. Doman, Janesville, Wis.

[73] Assignee: Kohler Co., Kohler, Wis.

[\*\*] Term: 14 Years

[21] Appl. No.: 357,853

[22] Filed: Mar. 15, 1982

[52] U.S. Cl. .... D23/69; D23/55

[58] Field of Search ..... D23/49, 50, 55, 56,  
D23/57, 69; D24/38; 4/538, 542-544, 571-579,  
584, 589, 590, 592

[56] References Cited

U.S. PATENT DOCUMENTS

D. 26,083	9/1896	Buick	.....	D23/69
D. 27,487	8/1897	Buick	.....	D23/69
D. 216,119	11/1969	Kaiser	.....	D23/55
D. 227,103	6/1973	Lippert	.....	D23/58
D. 230,021	1/1974	Primault	.....	D23/55
D. 235,105	5/1975	Doman	.....	D23/55
D. 237,184	10/1975	Rosenhaus	.....	D23/55
D. 267,190	12/1982	Harrison	.....	D23/55

OTHER PUBLICATIONS

A Crown Western advertisement, undated, entitled "Marble Roman Tub", admitted prior art.

A Polystone advertisement, undated, entitled "The de'Elegance Bath", admitted prior art.

A Bristol Products advertisement, undated, entitled "Bristol Drop-In Bathtub", admitted prior art.

Page 1-10 from an American Standard Plumbing Products Catalog, undated, admitted prior art, entitled "Deluxe Pools".

Page A-6 of an Apr., 1980 American Standard ad entitled "Deluxe Bathing Pools".

Page B-8 of a Crane Co. catalog, undated, admitted prior art, entitled "Baths".

Primary Examiner—James R. Largen

Attorney, Agent, or Firm—Quarles & Brady

[57] CLAIM

The ornamental design for a top for a bathtub, as shown and described.

DESCRIPTION

FIG. 1 is a top plan view of a top for a bathtub showing my new design;

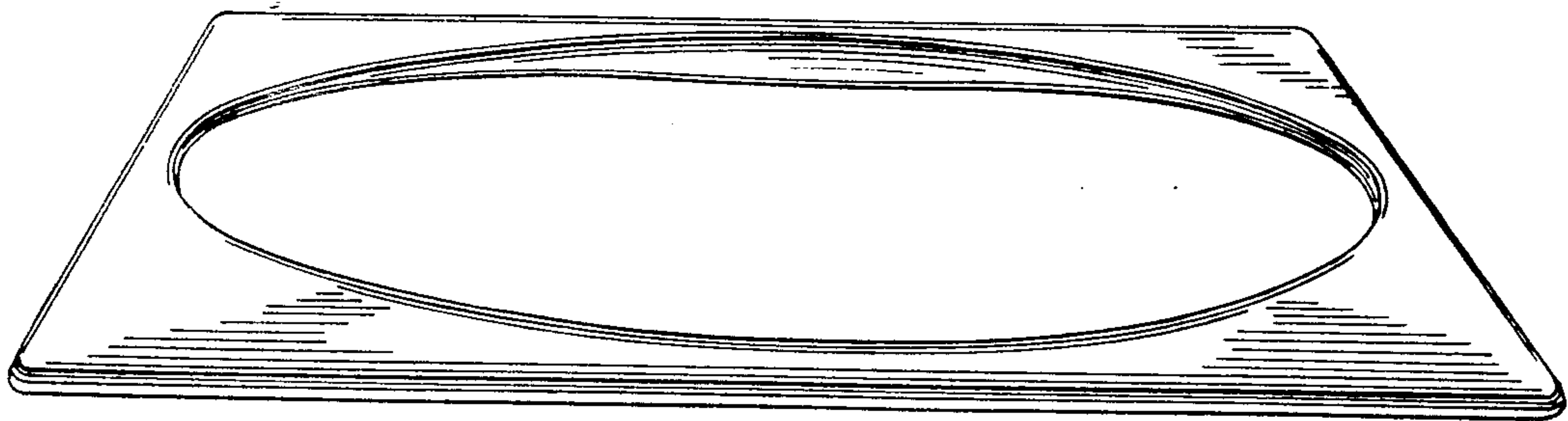
FIG. 2 is a perspective view thereof;

FIG. 3 is a cross sectional view taken on line 3—3 of FIG. 1;

FIG. 4 is a cross sectional view taken on line 4—4 of FIG. 1; and

FIG. 5 is a cross sectional view taken on line 5—5 of FIG. 1.

The broken line representation of a bathtub in FIGS. 1, 3, 4 and 5 is for purposes of illustration only.



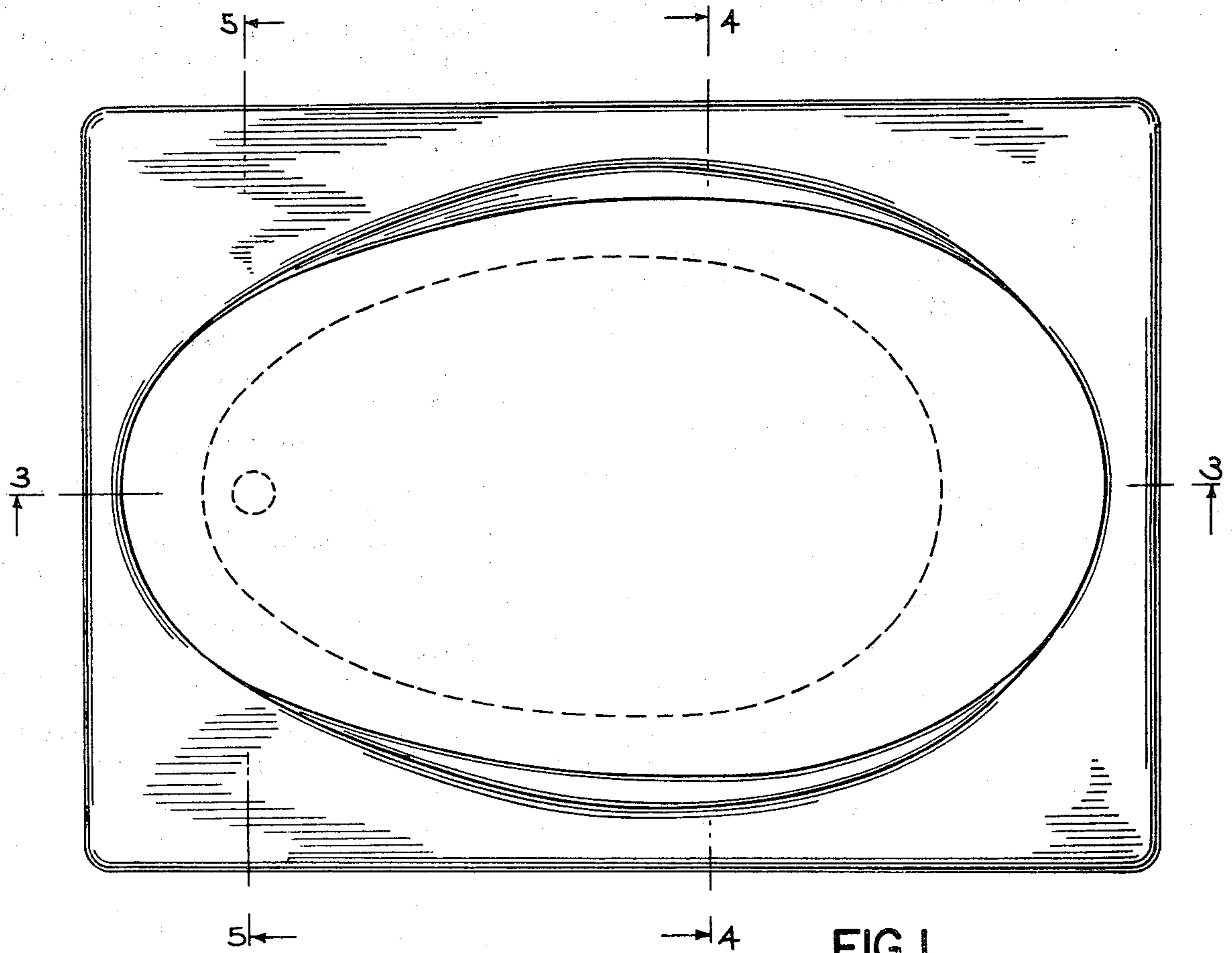


FIG. 1

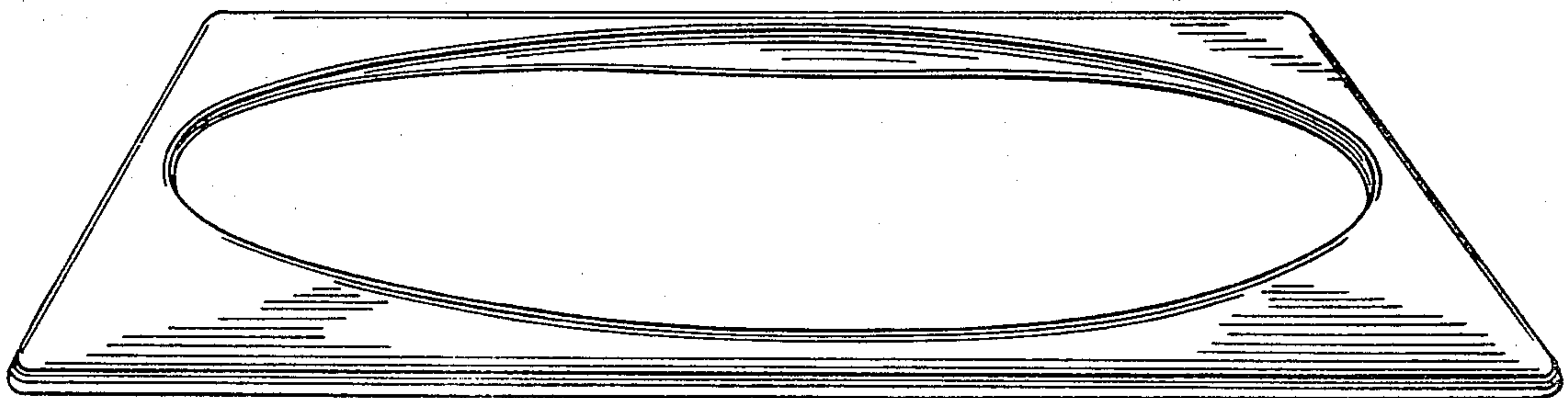


FIG. 2

