

[54] GAS PUMP TRIGGER RETAINER

[76] Inventor: James H. Jensen, 118 Shannon Ct.,  
Ridgeway, Va. 24148

[\*\*] Term: 14 Years

[21] Appl. No.: 362,152

[22] Filed: Mar. 26, 1982

[52] U.S. Cl. .... D8/349

[58] Field of Search ..... D8/349, 354; 428/100;  
2/DIG. 6; 24/243

[56] References Cited

U.S. PATENT DOCUMENTS

1,452,704	4/1923	Poulin et al. ....	428/100
3,338,028	8/1967	Freeman .....	428/100
3,383,738	5/1968	Fox et al. ....	2/DIG. 6
4,244,057	1/1981	Burnham .....	428/100
4,323,610	4/1982	Leverich .....	428/100

FOREIGN PATENT DOCUMENTS

597852	4/1978	Switzerland .....	2/DIG. 6
--------	--------	-------------------	----------

OTHER PUBLICATIONS

Specialized Velcro® Brand Fastening Products; Single Sheet, Multi-Product showing.  
Velstrap® Fasteners by Velcro®; 2-color cord showing sundry uses of Velcro® or fasteners.  
Goldberg's Marine Catalog 1981; Item G, p. 7, Gear--Holdup by Velcro(strap).

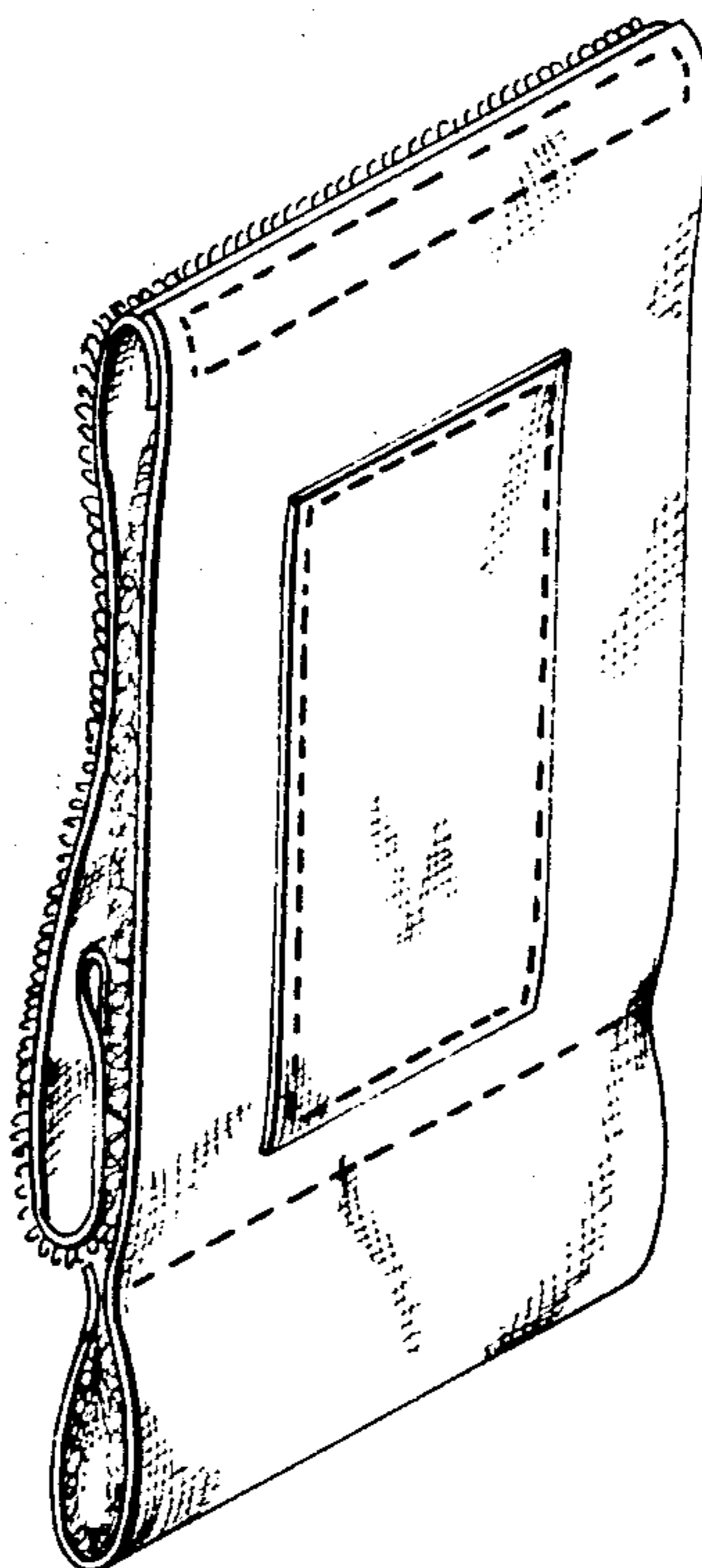
Primary Examiner—Wallace R. Burke  
Assistant Examiner—Horace B. Fay  
Attorney, Agent, or Firm—Russell, Georges, Breneman, Hellwege & Yee

[57] CLAIM

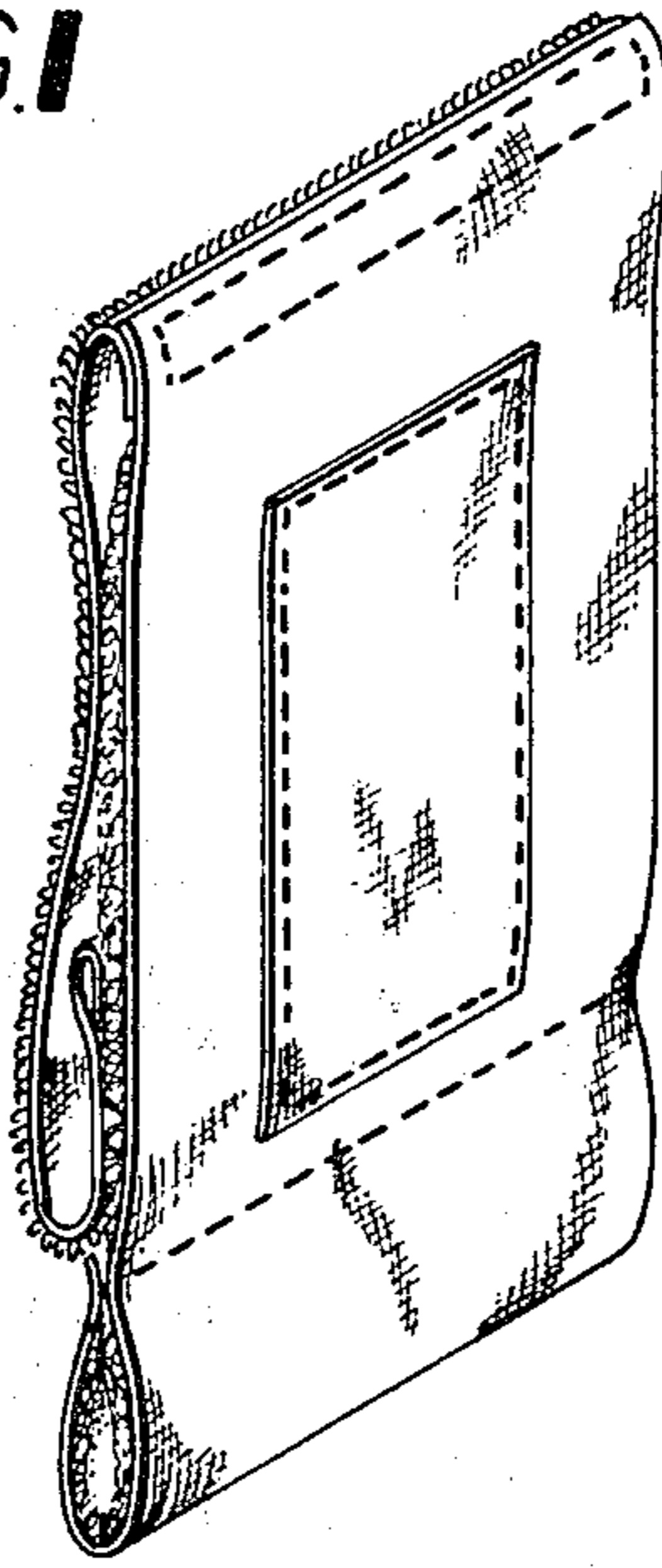
The ornamental design for a gas pump trigger retainer, substantially as shown and described.

DESCRIPTION


FIG. 1 is a perspective view of a gas pump trigger retainer showing my new design in trigger-retaining posture;  
FIG. 2 is a front elevational view;  
FIG. 3 is a rear elevational view;  
FIG. 4 is an edge elevational view showing the retainer in opened position;  
FIG. 5 is a bottom plan view thereof; and  
FIG. 6 is a top plan view thereof.  
The broken lines in FIGS. 1, 2, 3, 5 and 6 are representative of stitching.




**FIG. 1**




**FIG. 2**




**FIG. 3**



**FIG. 4**



**FIG. 5**



**FIG. 6**

