

United States Patent [19]

Stubblefield

[11] Patent Number: **Des. 274,574**

[45] Date of Patent: **** Jul. 10, 1984**

[54] **BOTTOM AND SIDE PORTIONS OF A SHOE SOLE**

[75] Inventor: **Jerry D. Stubblefield, Portland, Oreg.**

[73] Assignee: **Pensa, Inc., Tigard, Oreg.**

[**] Term: **14 Years**

[21] Appl. No.: **250,900**

[22] Filed: **Apr. 3, 1981**

[52] U.S. Cl. **D2/320**

[58] Field of Search **D2/319, 320, 310, 311, D2/312, 313, 309; 36/32 R, 59 R, 59 A, 59 C, 25 R, 113, 114**

[56] **References Cited**

U.S. PATENT DOCUMENTS

D. 198,199 5/1964 Wessinger D2/320
D. 244,642 6/1977 Famolare, Jr. D2/320
D. 248,428 7/1978 Watanabe D2/309
D. 257,076 9/1980 Amicone D2/320

D. 259,150 5/1981 Cesare D2/320
4,213,255 7/1980 Olberz 36/32 R

FOREIGN PATENT DOCUMENTS

71580 of 0000 Australia .
1097064 of 0000 Canada .
2412280 8/1979 France 36/32 R
1035454 of 0000 Japan .
328731 of 0000 Switzerland .

Primary Examiner—Nelson C. Holtje
Attorney, Agent, or Firm—Saidman, Sterne & Kessler

[57] **CLAIM**

The ornamental design for the bottom and side portions of a shoe sole, as shown and described.

DESCRIPTION

FIG. 1 is a bottom plan view of the bottom and side portions of a shoe sole showing my new design;
FIG. 2 is a left side elevational view thereof, the right side being substantially a mirror image thereto;
FIG. 3 is a bottom and left rear perspective view thereof.

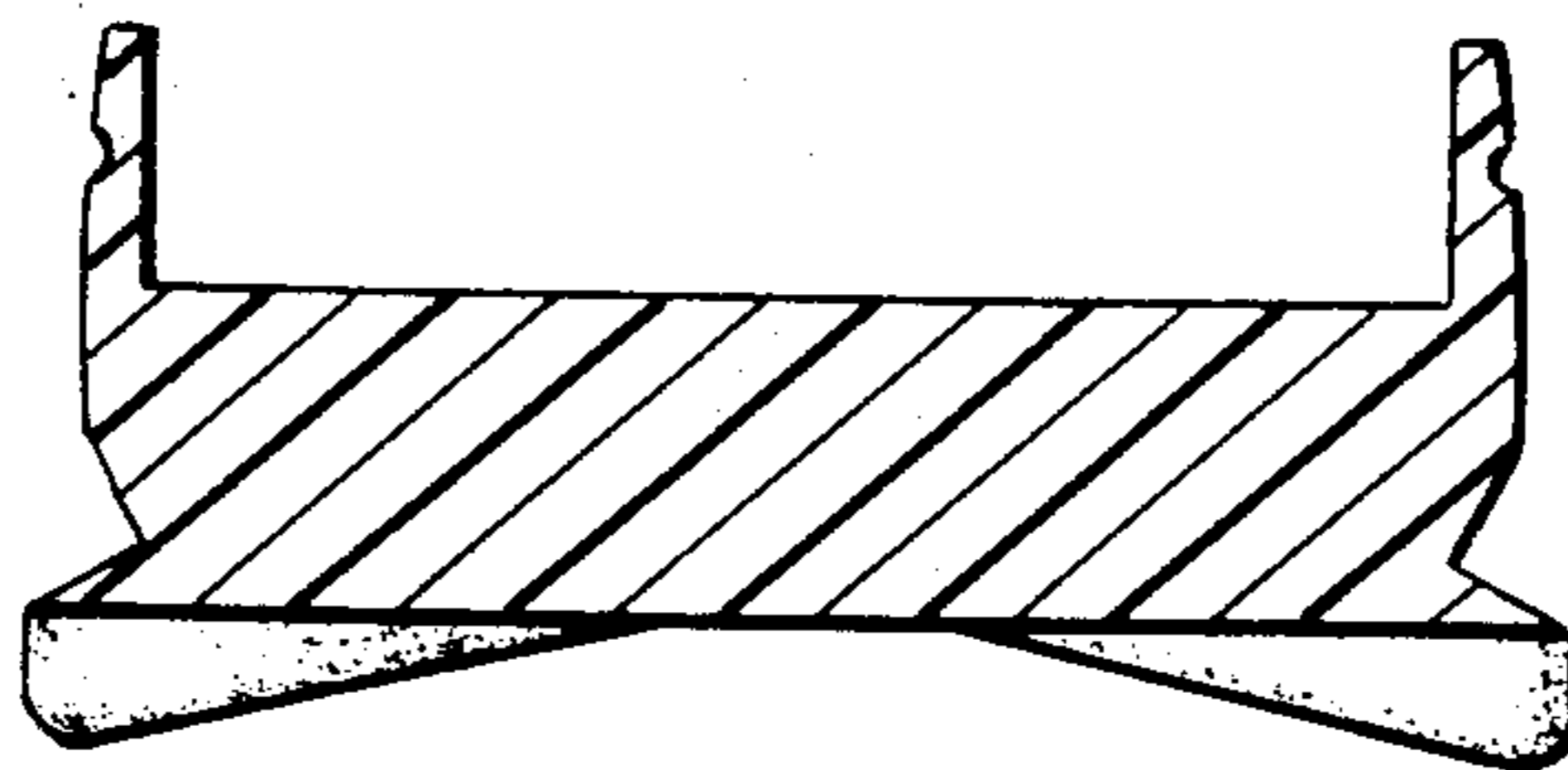


FIG. 1

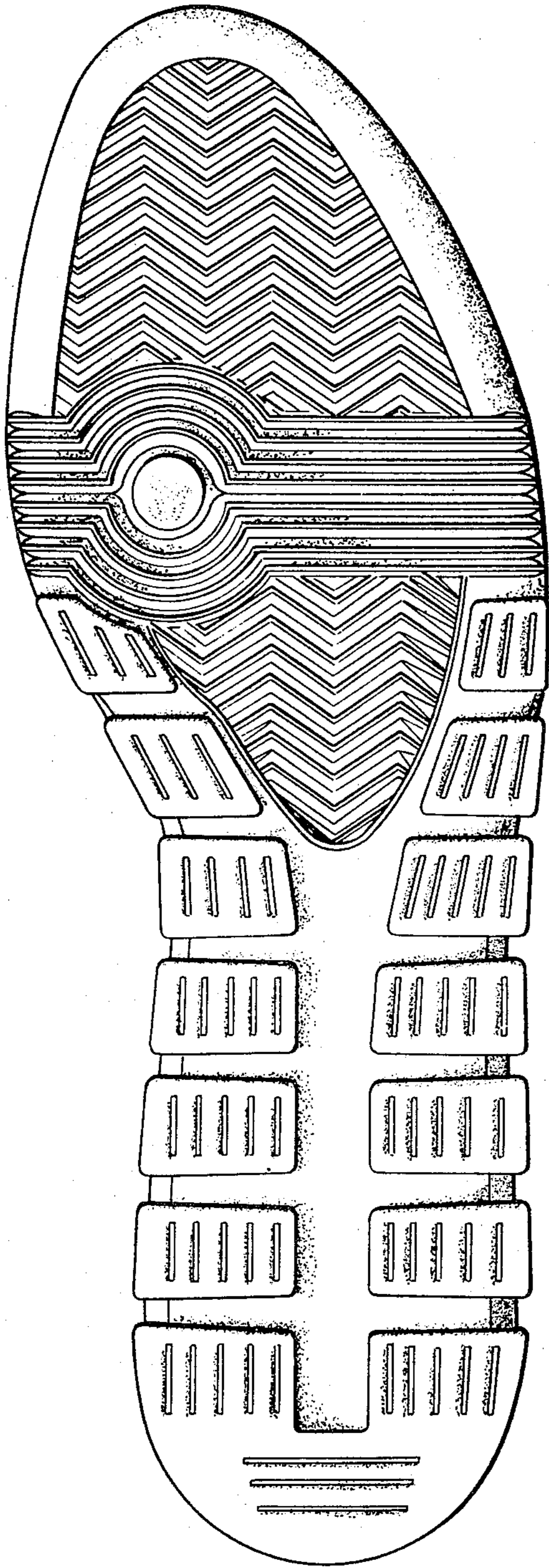
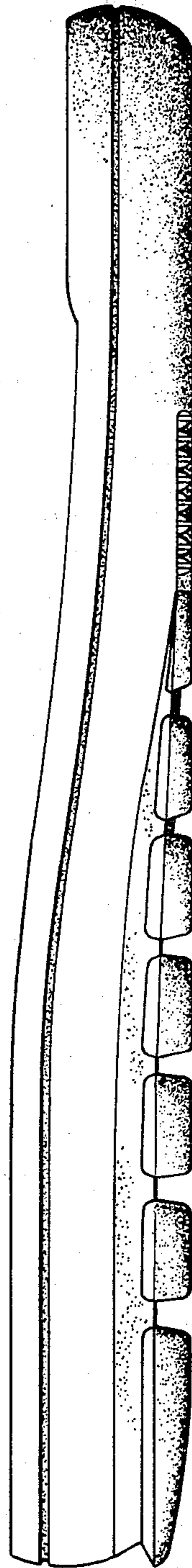


FIG. 2

3 → | → 4



3 → | → 4

FIG. 5

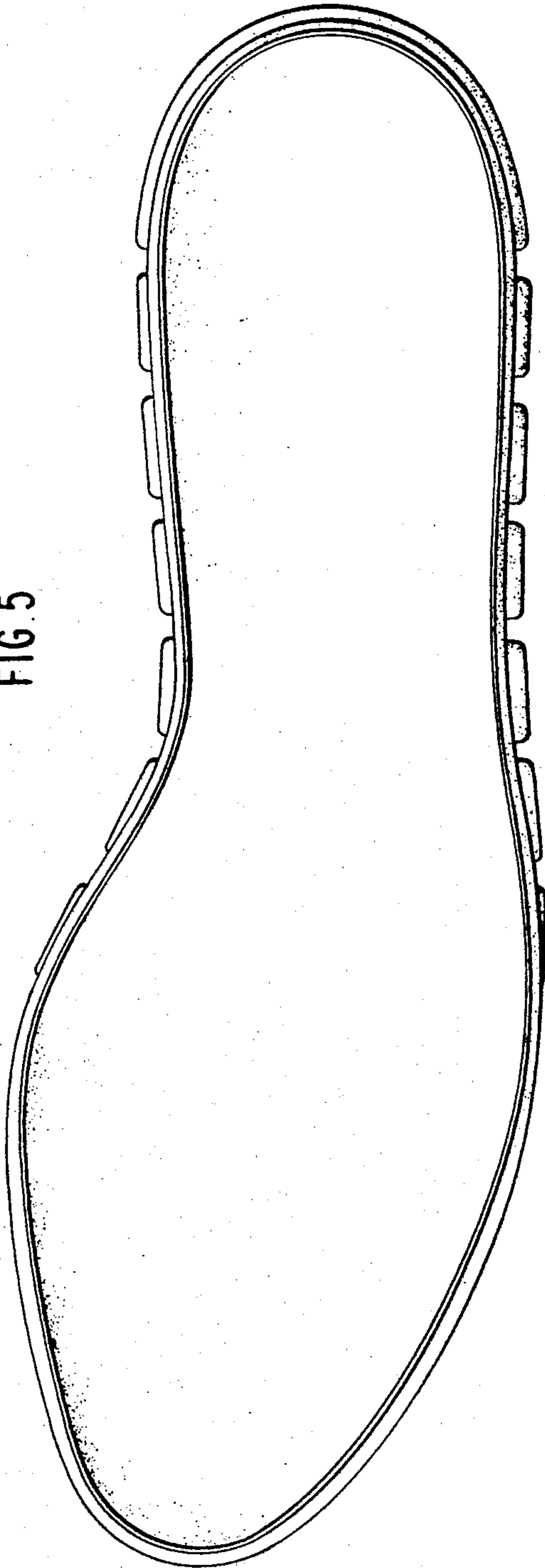


FIG. 4

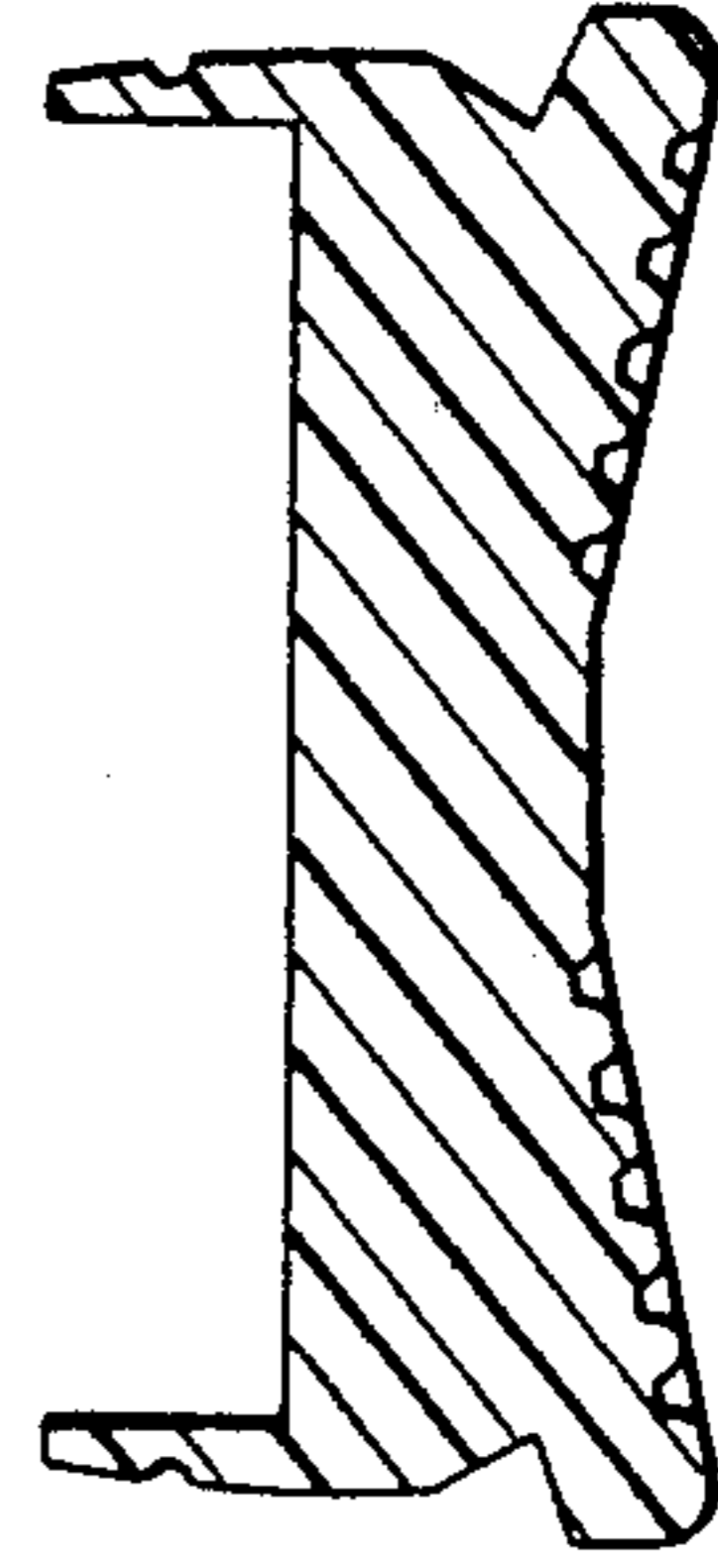


FIG. 3

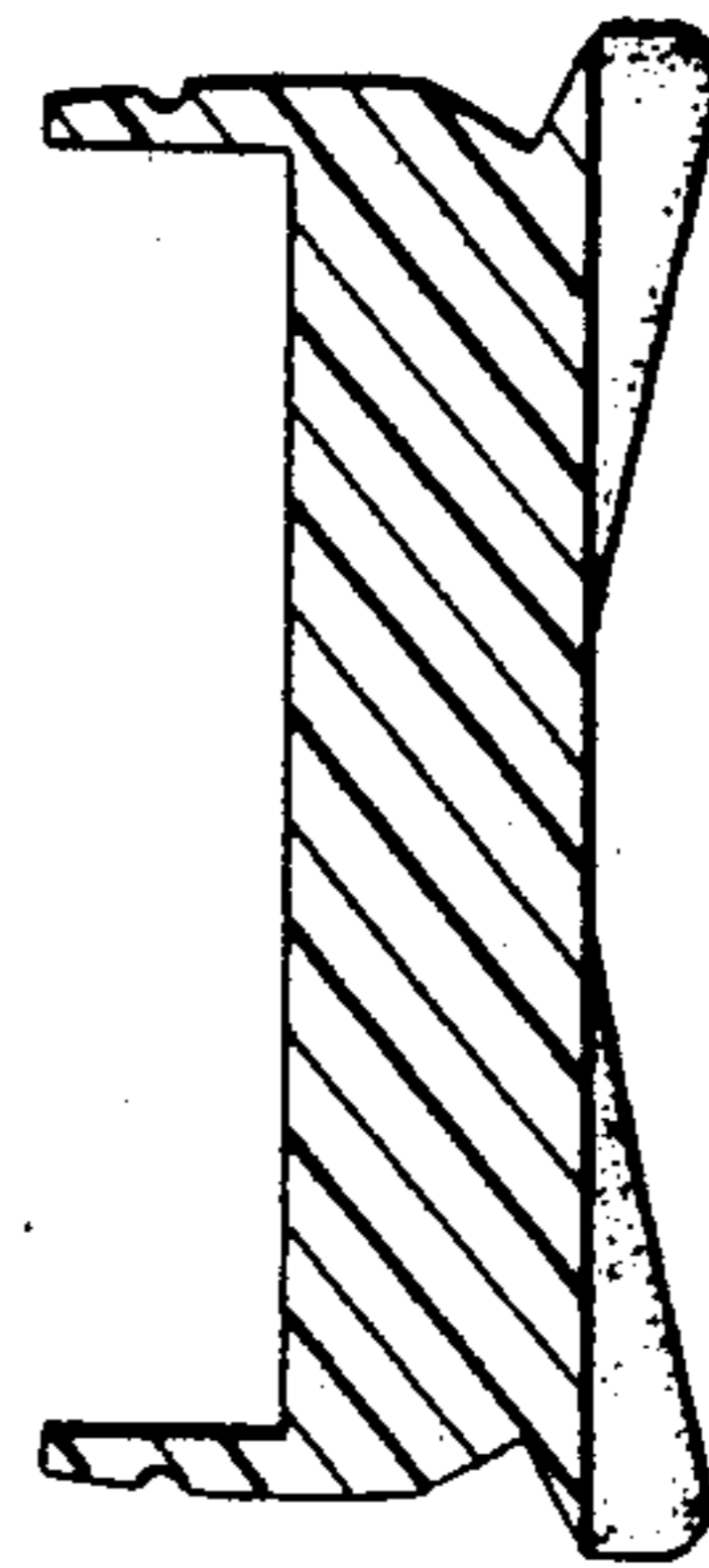


FIG. 6

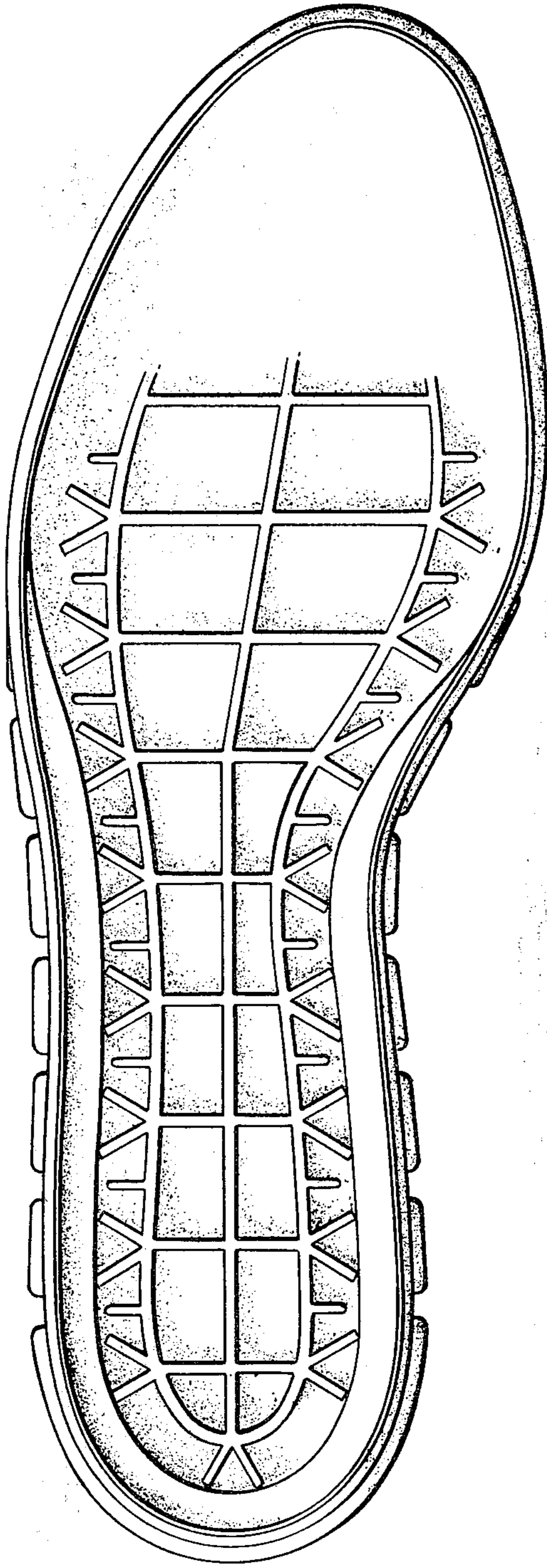


FIG. 7

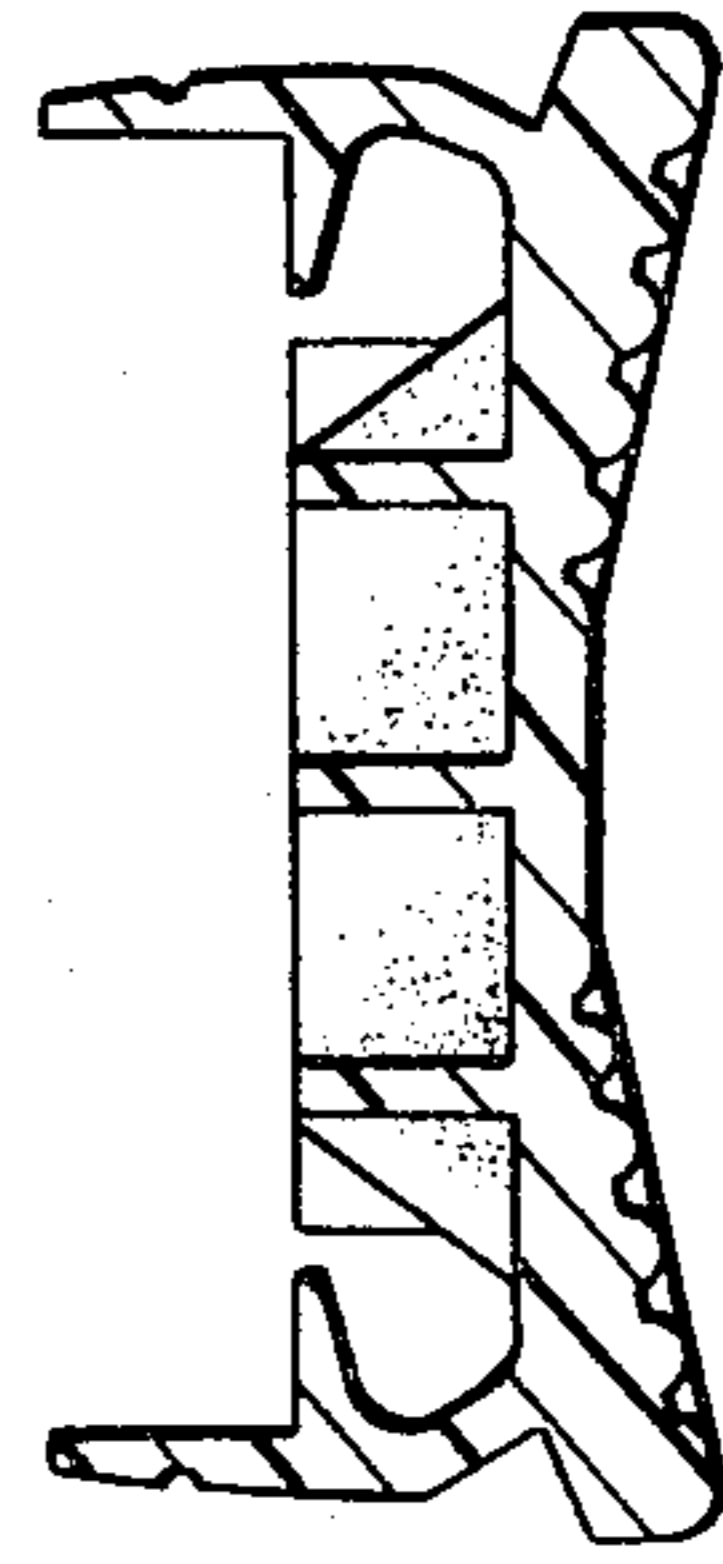
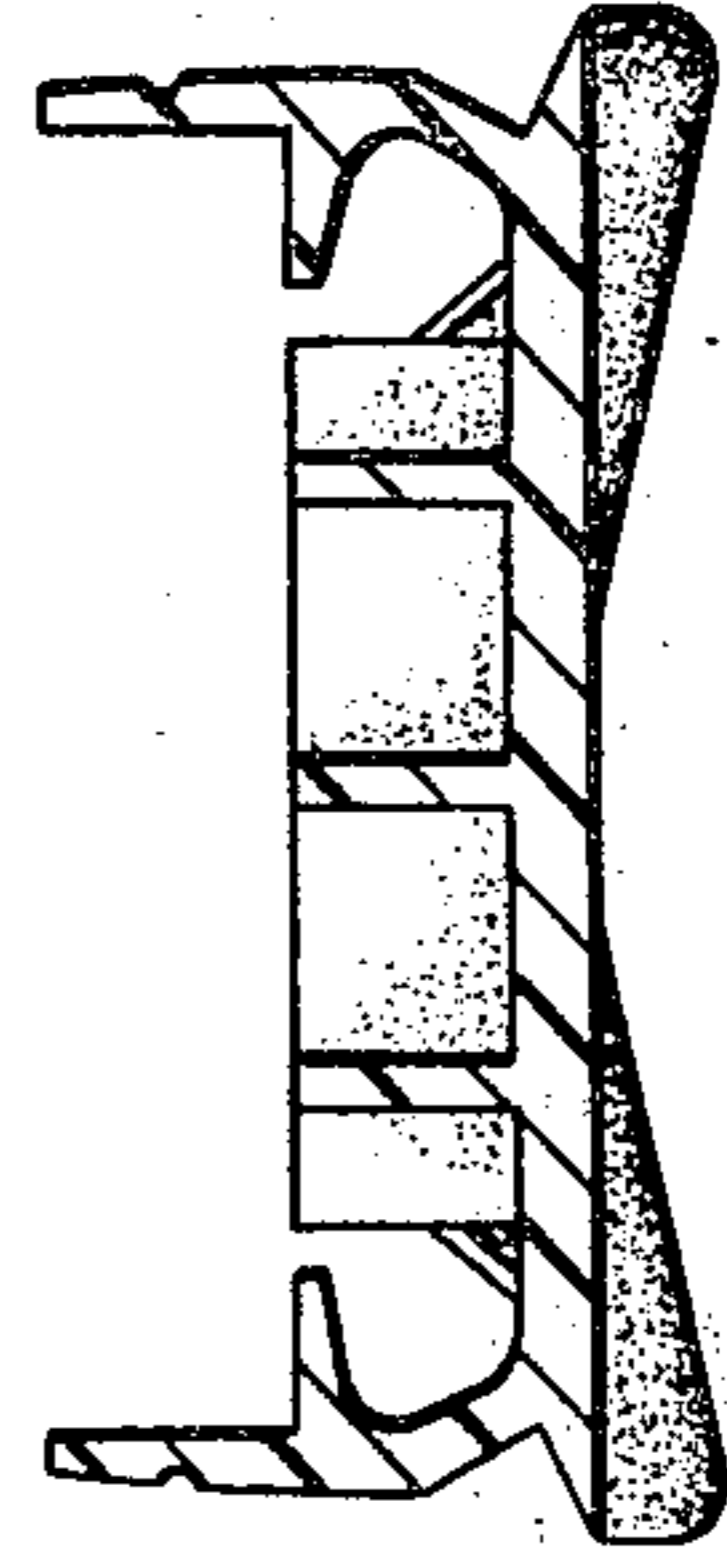


FIG. 8



UNITED STATES PATENT AND TRADEMARK OFFICE
CERTIFICATE OF CORRECTION

PATENT NO. : Des. 274,574

Page 1 of 2

DATED : July 10, 1984

INVENTOR(S) : Jerry D. Stubblefield

It is certified that error appears in the above-identified patent and that said Letters Patent is hereby corrected as shown below:

The title page should appear as shown on per attached title page.

Sheets 2-3 of the drawings containing Figs. 3-8 should be deleted to be replaced with Figs. 3 as shown on the attached sheet.

Signed and Sealed this

Seventh Day of May 1985

[SEAL]

Attest:

DONALD J. QUIGG

Attesting Officer

Acting Commissioner of Patents and Trademarks

United States Patent [19]

Stubblefield

[11] **Patent Number: Des. 274,574**

[45] **Date of Patent: ** Jul. 10, 1984**

[54] **BOTTOM AND SIDE PORTIONS OF A SHOE SOLE**

[75] **Inventor: Jerry D. Stubblefield, Portland, Oreg.**

[73] **Assignee: Pensa, Inc., Tigard, Oreg.**

[**] **Term: 14 Years**

[21] **Appl. No.: 250,900**

[22] **Filed: Apr. 3, 1981**

[52] **U.S. Cl. D2/320**

[58] **Field of Search D2/319, 320, 310, 311, D2/312, 313, 309; 36/32 R, 59 R, 59 A, 59 C, 25 R, 113, 114**

[56] **References Cited**

U.S. PATENT DOCUMENTS

D. 198,199	5/1964	Wessinger	D2/320
D. 244,642	6/1977	Famolare, Jr.	D2/320
D. 248,428	7/1978	Watanabe	D2/309
D. 257,076	9/1980	Amicone	D2/320

D. 259,150	5/1981	Cesare	D2/320
4,213,255	7/1980	Olberz	36/32 R

FOREIGN PATENT DOCUMENTS

71580	of 0000	Australia .	
1097064	of 0000	Canada .	
2412280	8/1979	France	36/32 R
1035454	of 0000	Japan .	
328731	of 0000	Switzerland .	

Primary Examiner—Nelson C. Holtje
Attorney, Agent, or Firm—Saidman, Sterne & Kessler

[57] **CLAIM**

The ornamental design for the bottom and side portions of a shoe sole, as shown and described.

DESCRIPTION

FIG. 1 is a bottom plan view of the bottom and side portions of a shoe sole showing my new design; FIG. 2 is a left side elevational view thereof, the right side being substantially a mirror image thereto; FIG. 3 is a bottom and left rear perspective view thereof.

