

[54] **SUCTION CLEANER COVER OR THE LIKE**

[75] **Inventor:** Arne J. Diehl, North Canton, Ohio  
[73] **Assignee:** The Hoover Company, North Canton, Ohio  
[\*\*] **Term:** 14 Years  
[21] **Appl. No.:** 303,884  
[22] **Filed:** Sep. 21, 1981  
[52] **U.S. Cl. ....** D32/31  
[58] **Field of Search ....** D32/31, 20, 21, 22;  
15/337, 338, 339, 340-342, 353, 370-377, 410,  
411, 412

[56] **References Cited**  
**U.S. PATENT DOCUMENTS**

D. 186,211	9/1959	Allemang .....	D32/21
D. 201,613	7/1965	Frost et al. ....	D32/21
D. 235,409	7/1975	Mims .....	D32/21
D. 243,944	4/1977	Zijilstra .....	D32/21
D. 246,107	10/1977	Yoshida et al. ....	D32/21
D. 270,865	10/1983	Moine .....	D32/21

**OTHER PUBLICATIONS**

Photograph of Husgvarna Model U222 made by Electolux of Sweden.

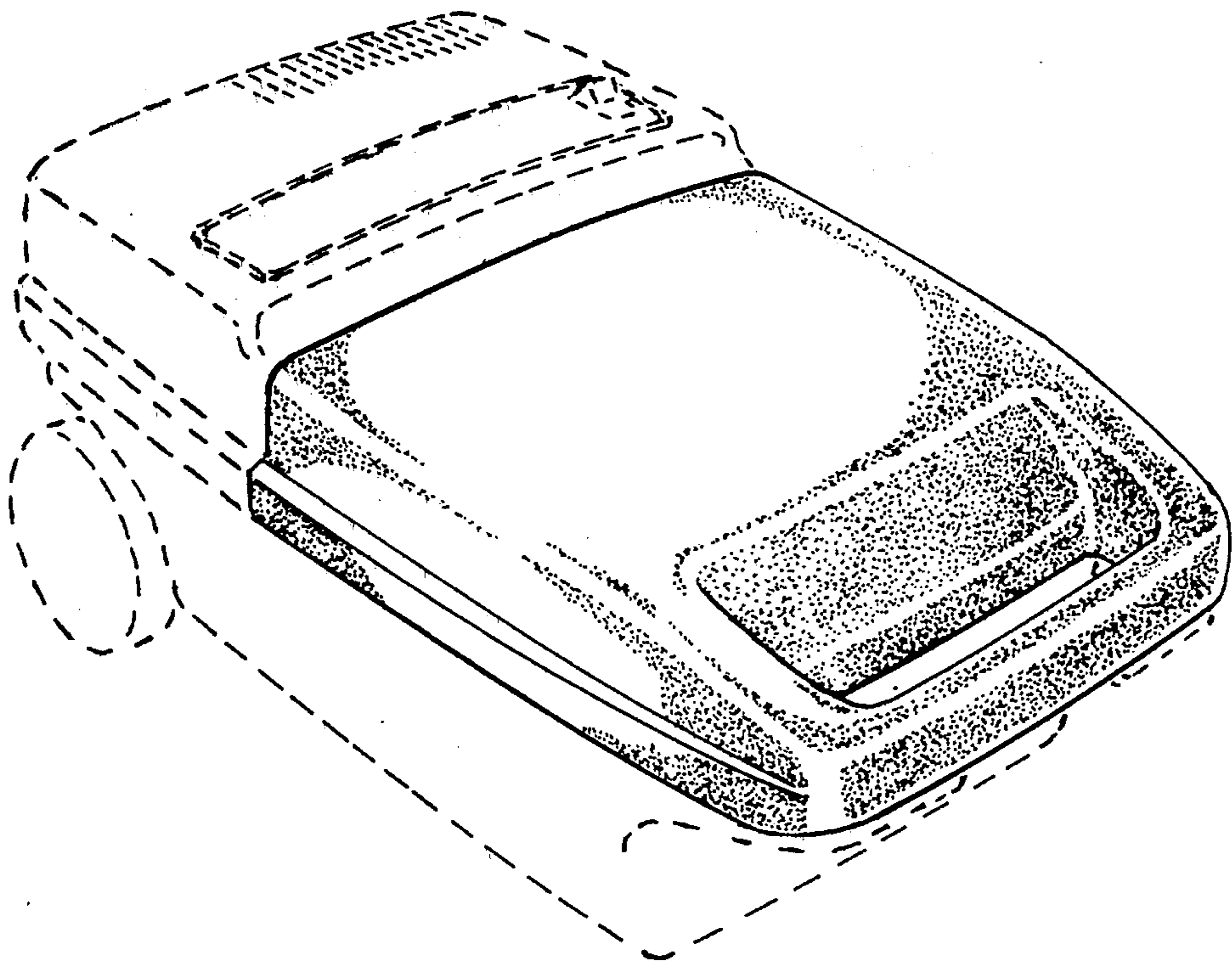
*Primary Examiner*—Wallace R. Burke  
*Assistant Examiner*—Lynn Wilder  
*Attorney, Agent, or Firm*—Gerald H. Kreske;  
Richardson B. Farley

[57] **CLAIM**

The ornamental design for a suction cleaner cover or the like, as shown and described.

**DESCRIPTION**

FIG. 1 is a left front perspective view of a suction cleaner cover or the like mounted on a suction cleaner and showing my new design;  
FIG. 2 is a right elevational view thereof;  
FIG. 3 is a front elevational view thereof;  
FIG. 4 is a top plan view thereof;  
FIG. 5 is a bottom plan view thereof; and  
FIG. 6 is a rear elevational view thereof.  
The broken line disclosure shown in FIG. 1 is for illustrative purposes only and forms no part of the claimed design.



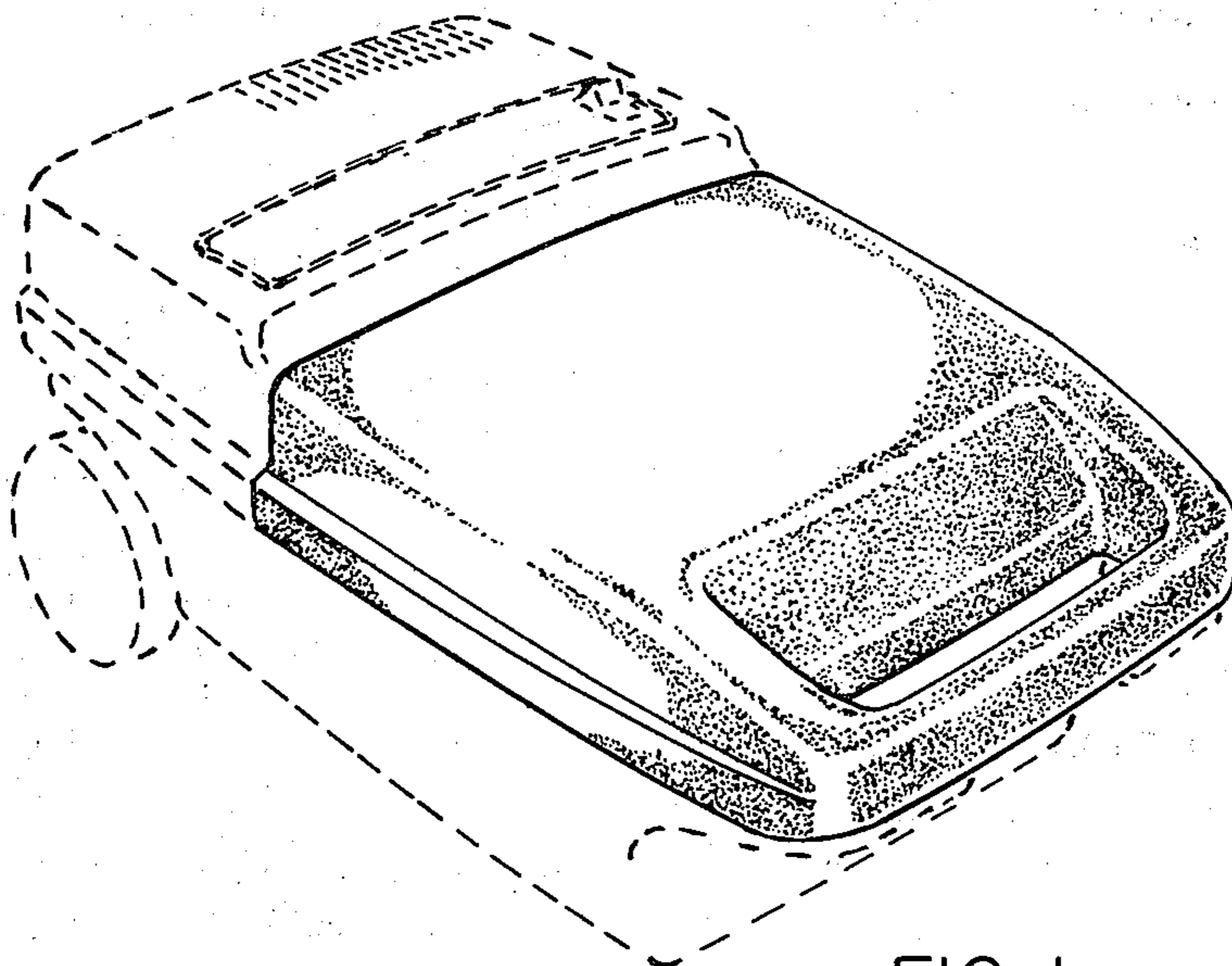


FIG. 1




FIG. 6




FIG. 3

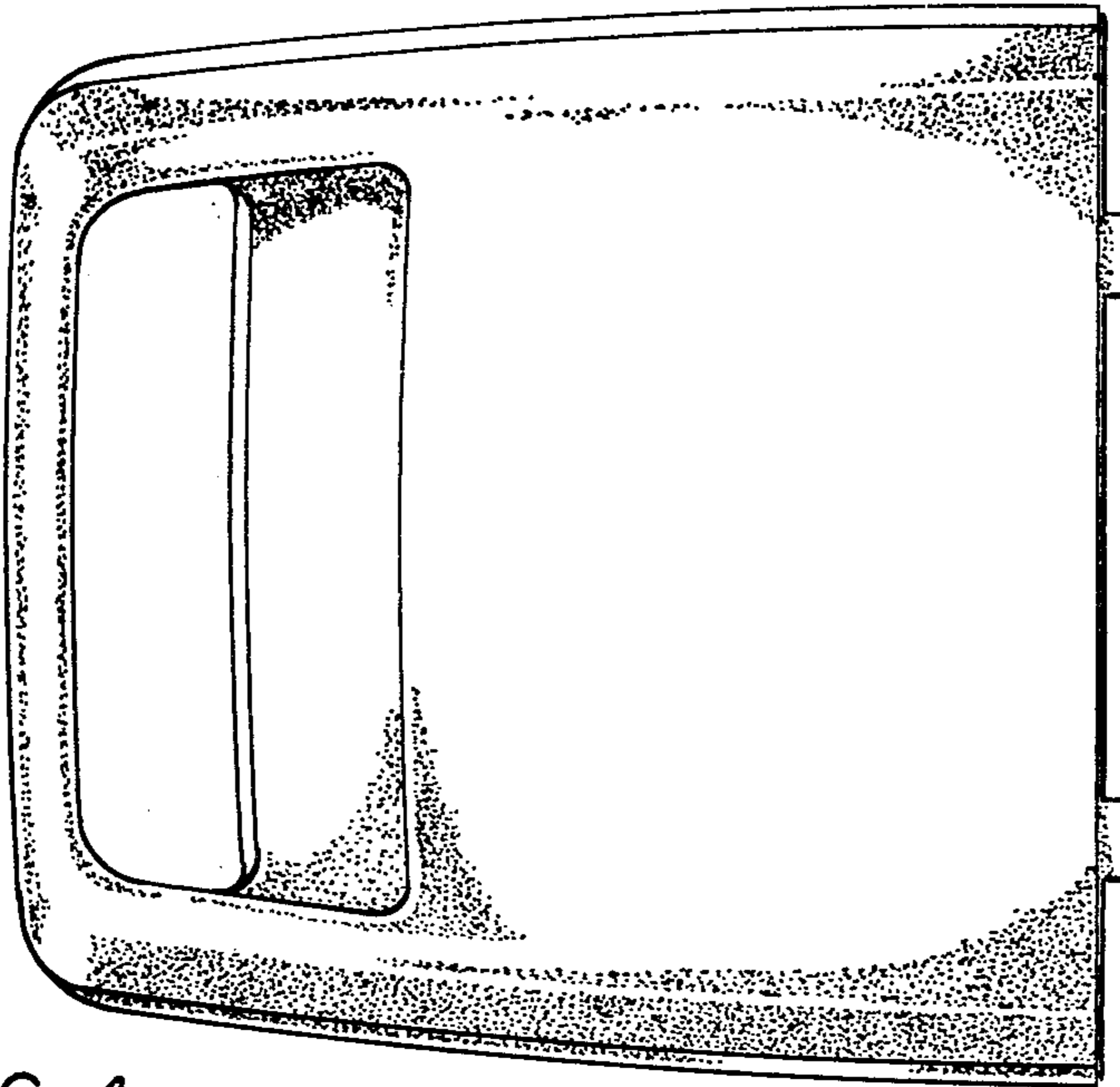


FIG. 4




FIG. 2

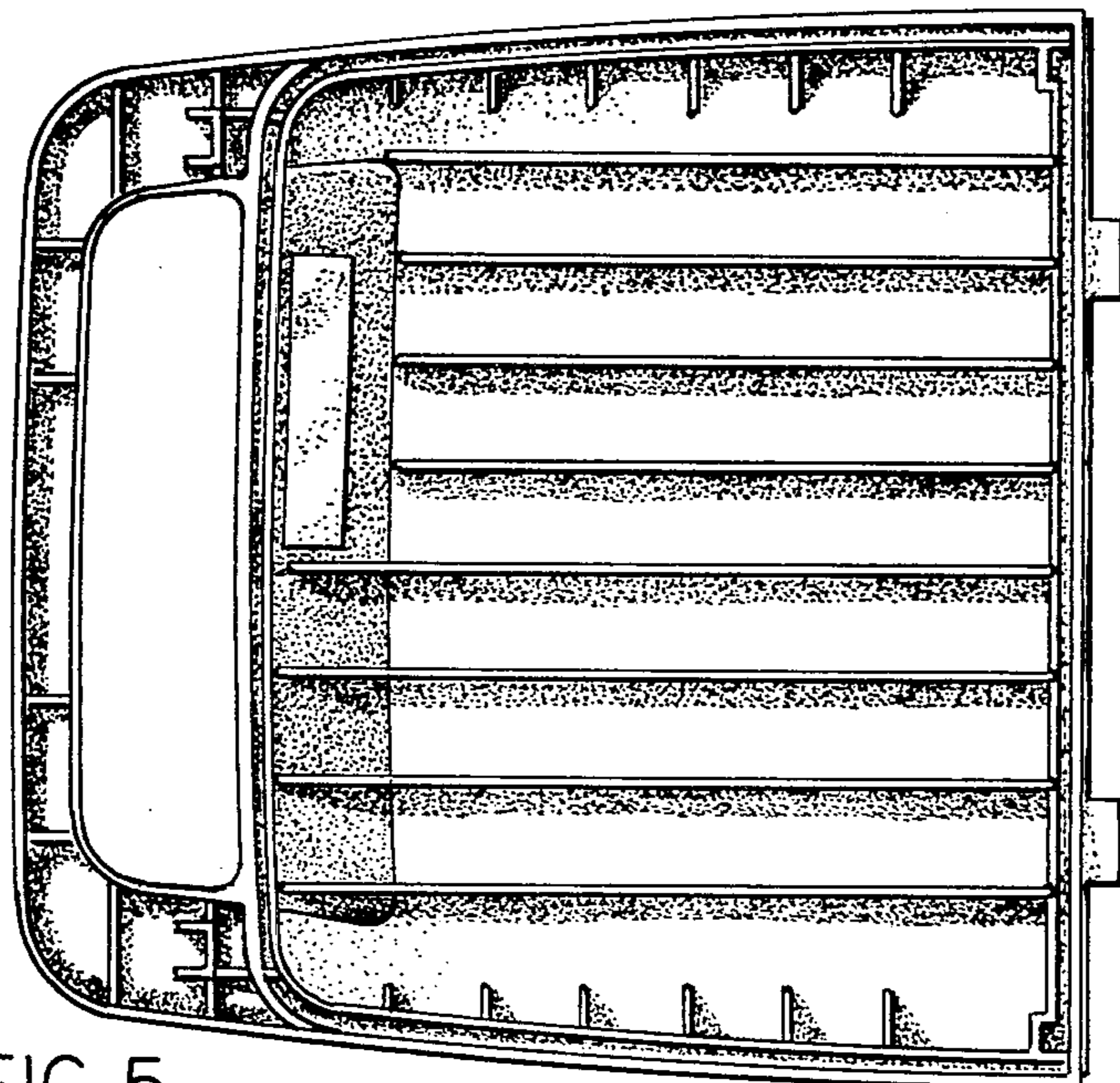


FIG. 5