

[54] **ENCODING TERMINAL**

[75] **Inventor: Ronald M. Pontefract, York, England**

[73] **Assignee: Rowntree Mackintosh Limited, York, England**

[\*\*] **Term: 14 Years**

[21] **Appl. No.: 327,042**

[22] **Filed: Dec. 3, 1981**

[30] **Foreign Application Priority Data**

Jun. 16, 1981 [GB] United Kingdom ..... 1001003  
[52] **U.S. Cl.** ..... **D14/100**  
[58] **Field of Search** ..... D14/100-117;  
364/708, 709; 340/365 R, 700, 711, 720, 750;  
235/145 R; D18/6, 7, 11

[56] **References Cited**

**U.S. PATENT DOCUMENTS**

D. 246,520 11/1977 Fischer et al. .... D14/100  
3,430,226 2/1969 Chow et al. .... 235/145 X

**OTHER PUBLICATIONS**

Computer Design, 4/80, p. 150, Burr-Brown Co. TM25 Microterminal.

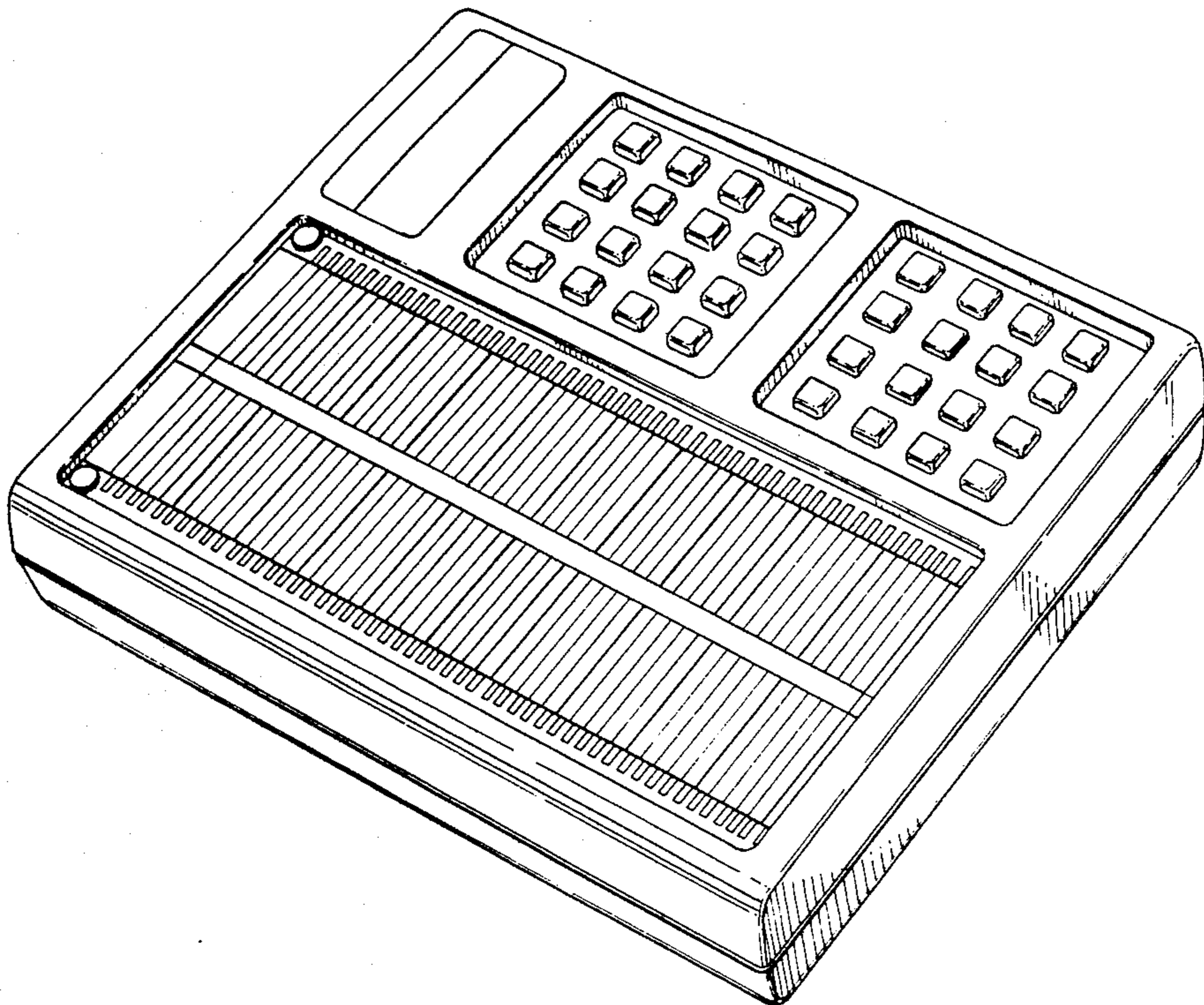
*Primary Examiner*—Susan J. Lucas  
*Attorney, Agent, or Firm*—Larson and Taylor

[57] **CLAIM**

The ornamental design for an encoding terminal, as shown and described.

**DESCRIPTION**

FIG. 1 is a front perspective view from above and one side of an encoding terminal showing my new design; FIG. 2 is an enlarged elevational view of the side opposite that shown in FIG. 1; FIG. 3 is an enlarged rear elevational view thereof.



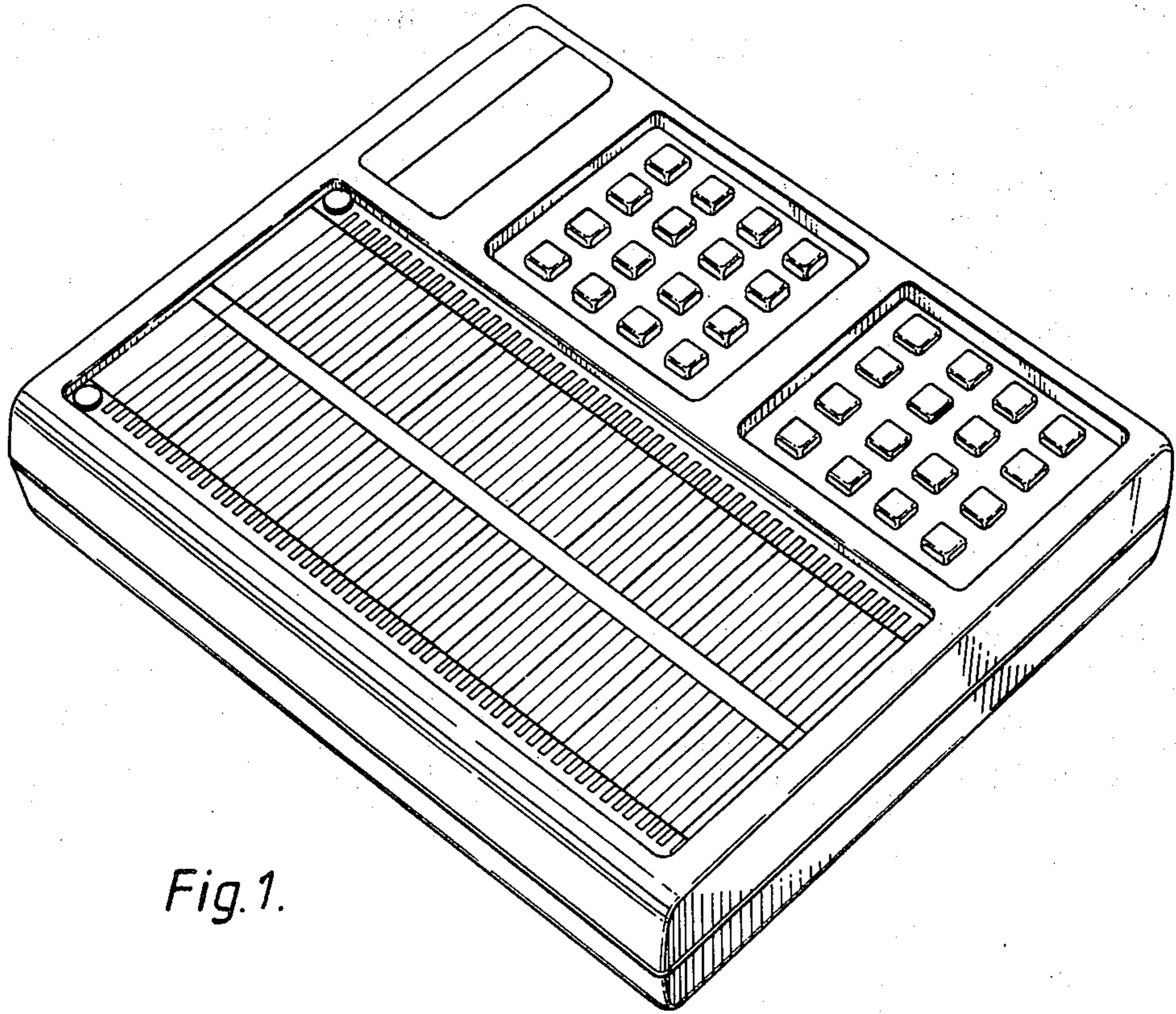


Fig. 1.

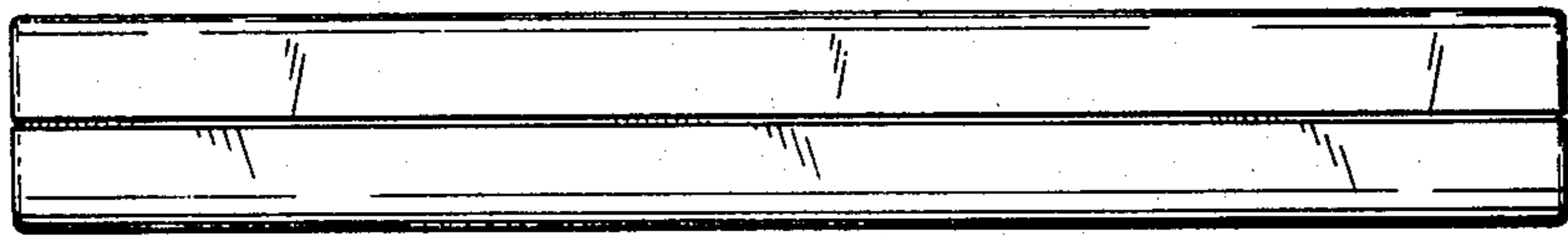


Fig. 2.

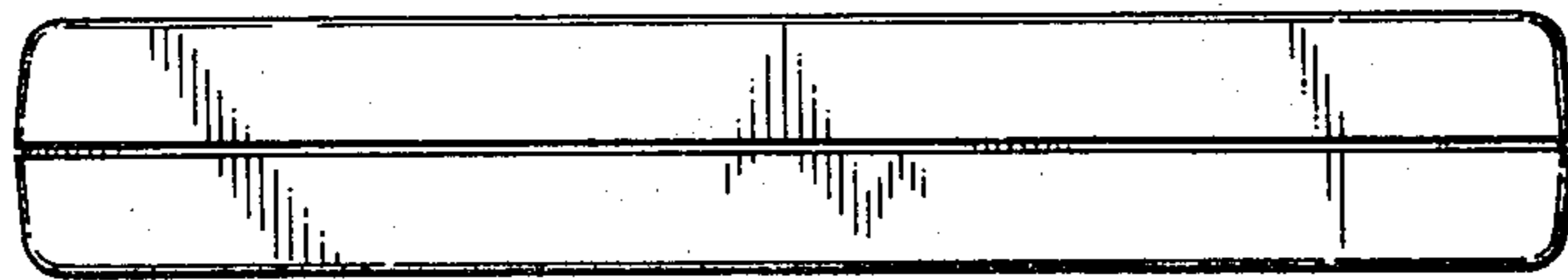


Fig. 3.