

United States Patent [19]

Kanzaka

[11] Patent Number: **Des. 274,480**

[45] Date of Patent: **** Jul. 3, 1984**

[54] **SLIDE FASTENER**

[75] Inventor: **Yoshihiro Kanzaka, Toyama, Japan**

[73] Assignee: **Yoshida Kogyo K. K., Tokyo, Japan**

[**] Term: **14 Years**

[21] Appl. No.: **229,000**

[22] Filed: **Jan. 27, 1981**

[30] **Foreign Application Priority Data**

Jul. 29, 1980 [JP] Japan 55-30796

[52] U.S. Cl. **D2/415**

[58] Field of Search D2/405, 414, 418, 415;
24/205, 205.15 R, 205.15 E, 205.15 H, 225 R

[56] **References Cited**

U.S. PATENT DOCUMENTS

D. 118,022 12/1939 Poux D2/415
1,609,486 12/1926 Marinsky 24/205.15 E
1,734,165 11/1929 French D2/415 X
2,575,501 11/1951 Ulrich 24/205.15 R
3,128,543 4/1964 Fasciano 24/205 R

3,605,208 9/1971 Carlile 24/225 R
3,691,599 9/1972 Maisenbacher 24/205.15 R X
3,969,794 7/1976 Ebata 24/205.15 R
3,999,255 12/1976 Warburton et al. 24/205 R X
4,099,302 7/1978 Frohlich et al. 24/205.15 R

Primary Examiner—Charles A. Rademaker

Assistant Examiner—Carmen H. Vales

Attorney, Agent, or Firm—Hill, Van Santen, Steadman & Simpson

[57] **CLAIM**

The ornamental design for a slide fastener, substantially as shown and described.

DESCRIPTION

FIG. 1 is a front elevational view of a slide fastener showing my new design;

FIG. 2 is a rear elevational view thereof;

FIG. 3 is a right side elevational view thereof;

FIG. 4 is a top plan view thereof; and

FIG. 5 is a bottom plan view thereof.

The broken lines shown in FIGS. 1, 2 and 3 are for ease of illustration.

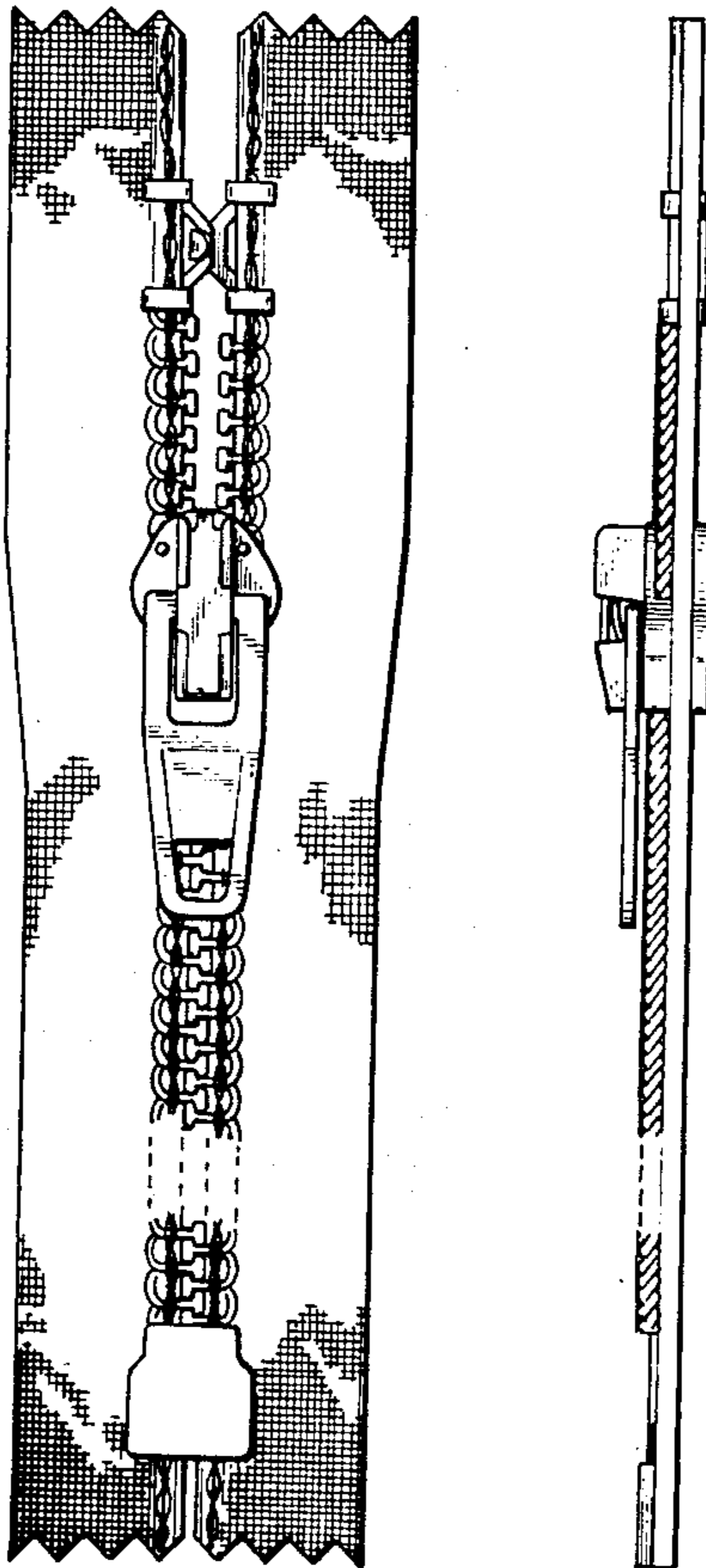


FIG. 1

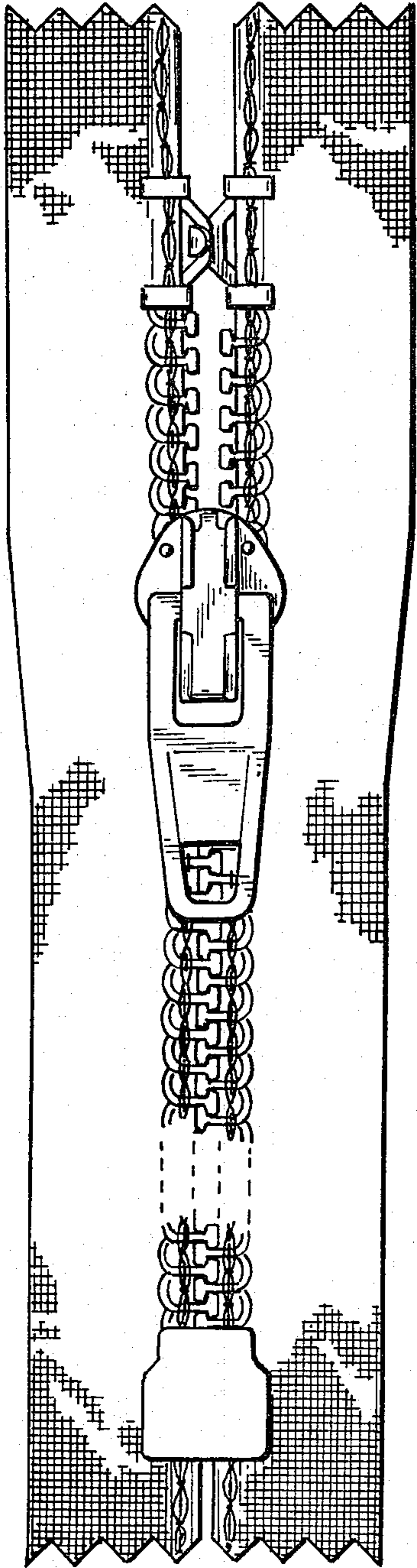


FIG. 2

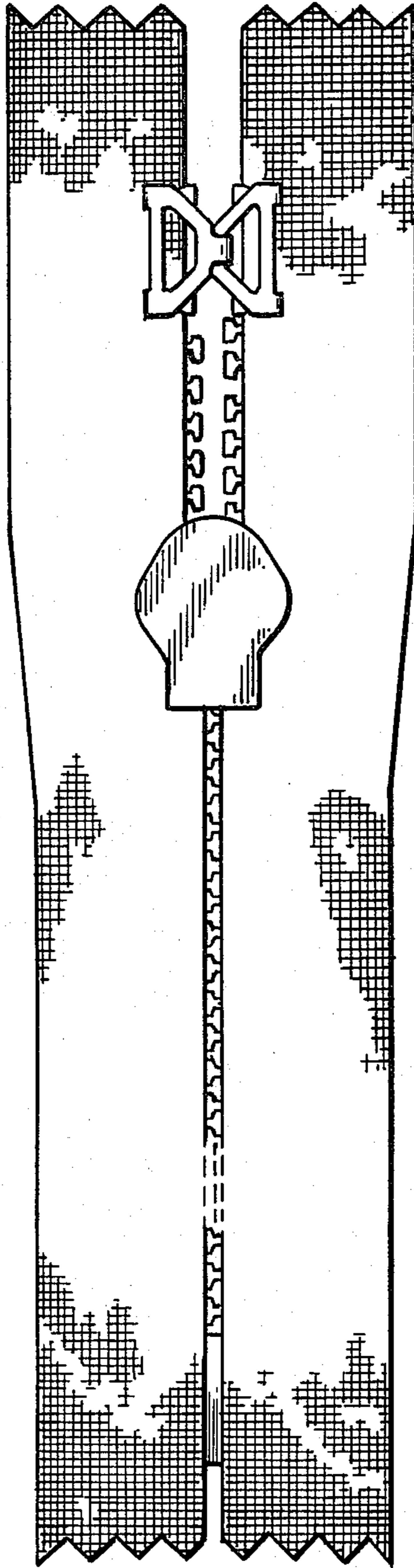


FIG. 3

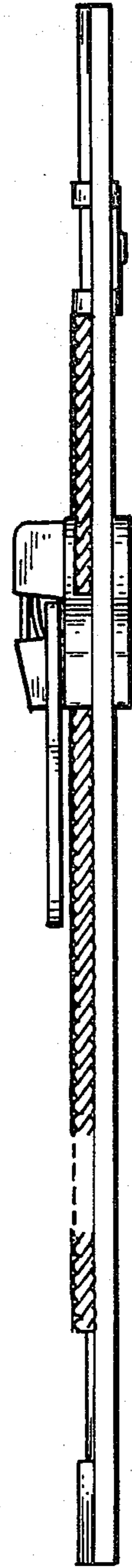


FIG. 4

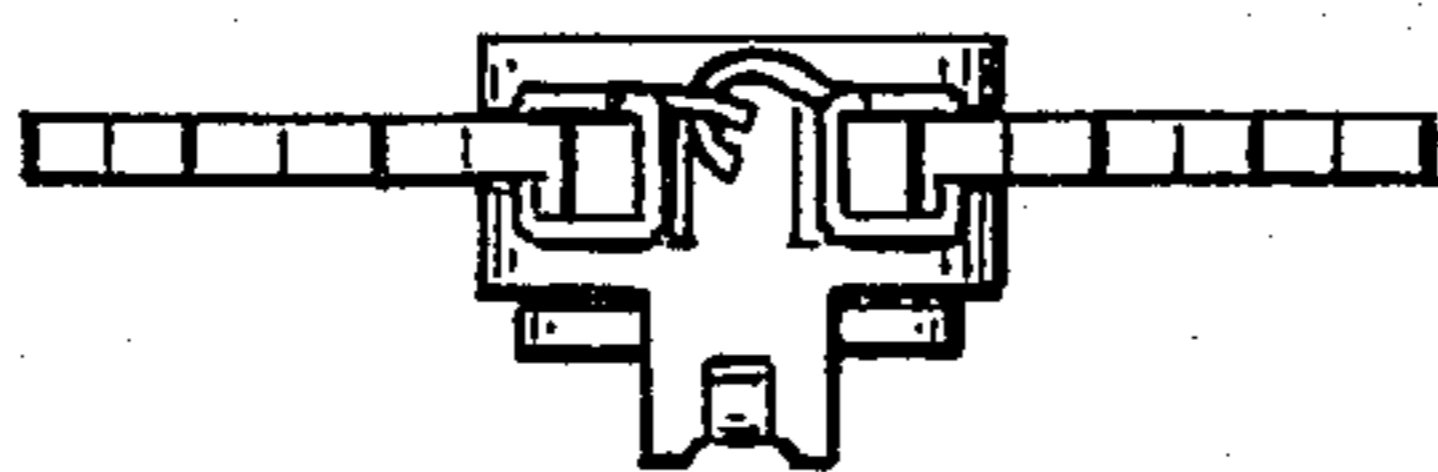


FIG. 5

