

[54] MEDICAL URINE FUNNEL AND THE LIKE

[76] Inventors: Tien Huang, 346 Chung-Cheng Rd., Kuan-Mia Village, Tainan; Chi Sheng Tseng, 1 7th Fl., 342 Fu-Shing South Rd., Sec. 1, Taipei, both of Taiwan; Chifuyu Funatsuki, 24-9 Oaza Araki Koaza Tachikawa, Ujitawara-Cho, Tsuzuki-Gun, Tokyo; Etsudo Tatsumi, 1017-23, Muro-Machi, Ikeda City, Osaka, both of Japan

[\*\*] Term: 14 Years

[21] Appl. No.: 279,358

[22] Filed: Jun. 29, 1981

[52] U.S. Cl. .... D24/54

[58] Field of Search ..... 4/455, 450; D24/51, D24/54, 56, 57, 58; 128/761; 604/327

[56] References Cited

U.S. PATENT DOCUMENTS

D. 138,651 8/1944 Korotev et al. .... D24/54

D. 212,792	11/1968	Garland	.....	D24/54
D. 240,083	5/1976	Gregor	.....	D24/54
D. 244,403	5/1977	De Angelis	.....	D24/54
D. 262,910	2/1982	Steigerwald et al.	.....	D24/51
2,591,208	4/1952	Seymour et al.	.....	4/455
3,815,581	6/1974	Levin	.....	128/761
4,270,231	6/1981	Zint	.....	4/455 X
4,304,013	12/1981	Heimreid	.....	128/761 X
4,309,779	1/1982	Knight	.....	4/450 X

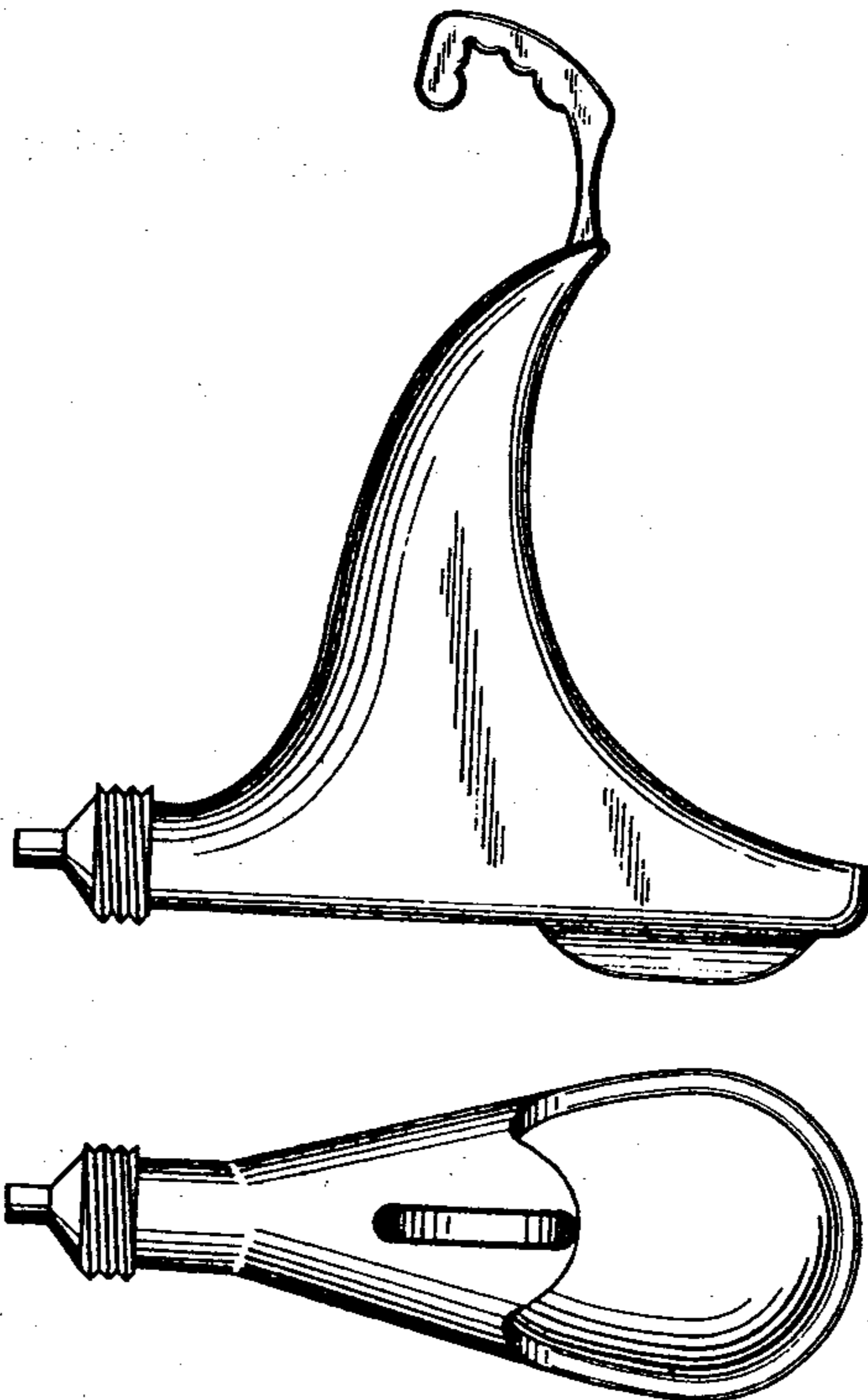
Primary Examiner—Bernard Ansher  
Attorney, Agent, or Firm—Holman & Stern

[57] CLAIM

The ornamental design for a medical urine funnel and the like, substantially as shown and described.

DESCRIPTION

FIG. 1 is a front view of the medical urine funnel showing my new design;  
FIG. 2 is a top plan view thereof;  
FIG. 3 is a bottom plan view thereof;  
FIG. 4 is a left side view thereof; and  
FIG. 5 is a right side view thereof.



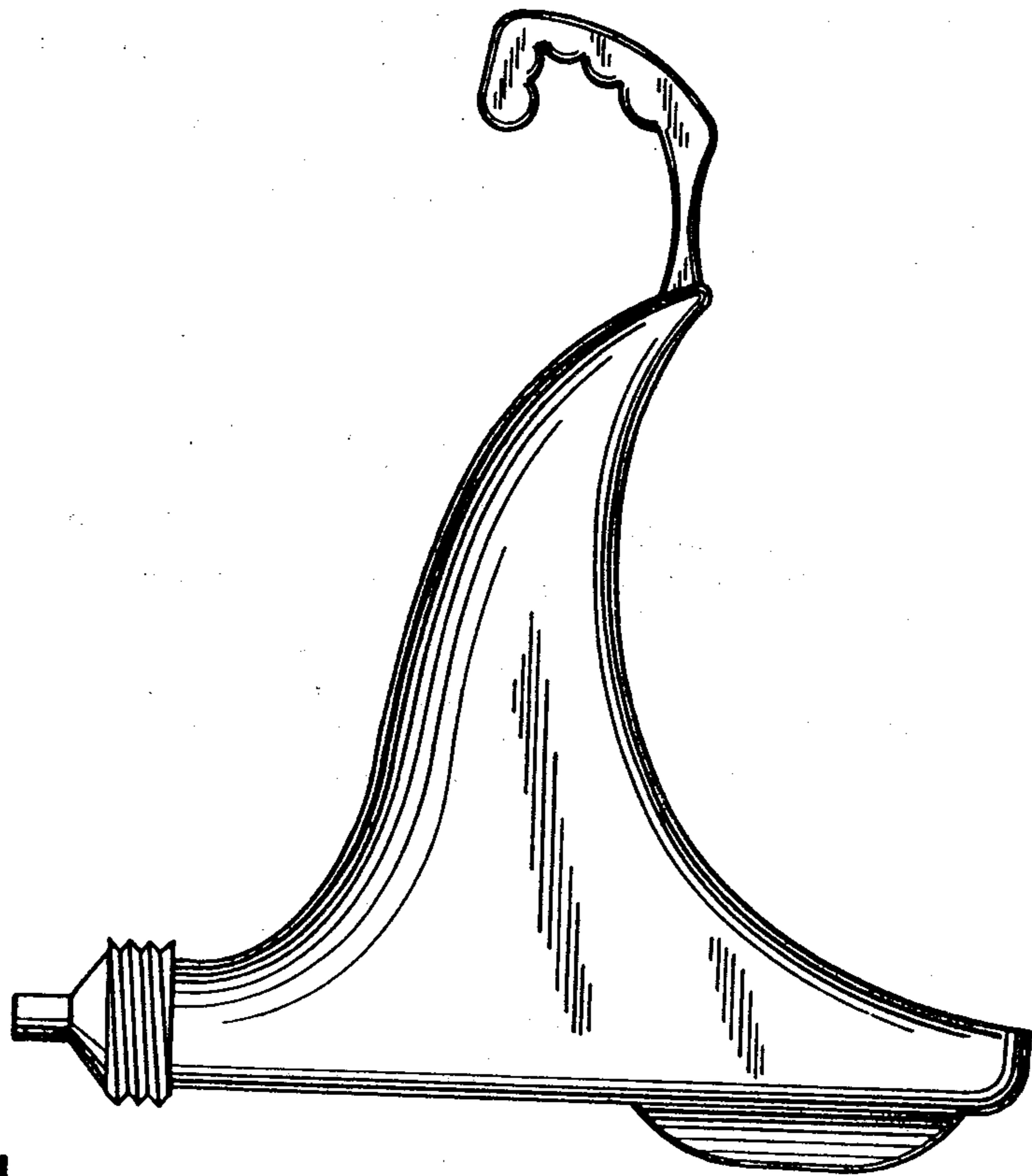


Fig. 1.

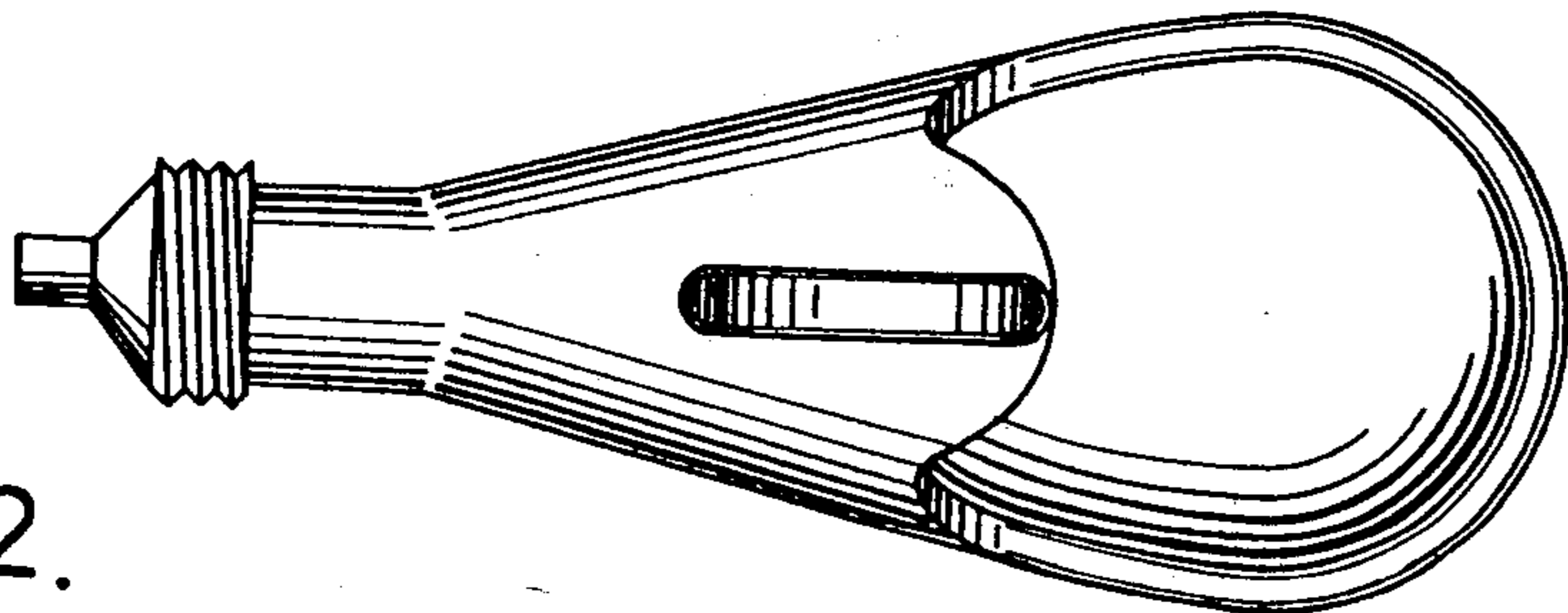


Fig. 2.

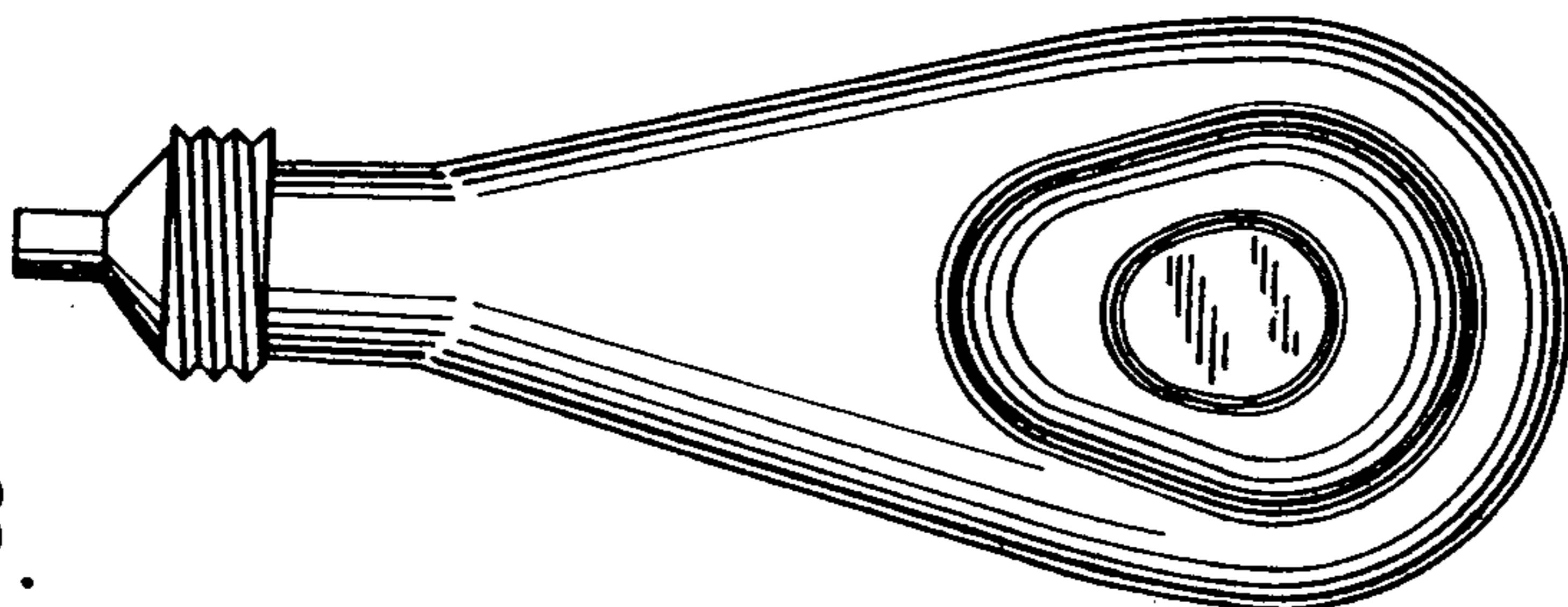


Fig. 3.




Fig. 4.

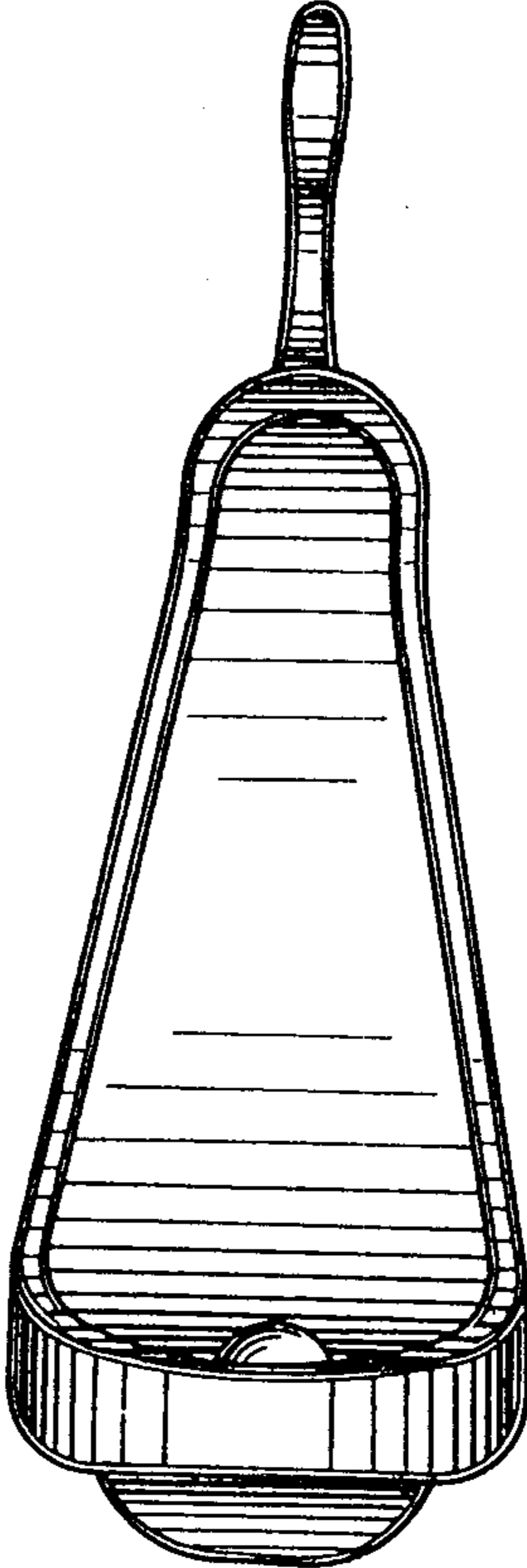


Fig. 5.