

[54] **MICROSURGICAL NEEDLE HOLDER**

[76] Inventor: **John A. Davison**, 5553 Copeland Pl., San Jose, Calif. 95124

[**] Term: **14 Years**

[21] Appl. No.: **301,808**

[22] Filed: **Sep. 14, 1981**

[52] U.S. Cl. **D24/26; D24/27**

[58] Field of Search 128/340, 321, 325, 322; D24/26, 27

[56] **References Cited**

U.S. PATENT DOCUMENTS

| | | | | |
|------------|--------|-----------|-------|---------|
| D. 227,040 | 5/1979 | Lockwood | | D24/27 |
| D. 267,509 | 1/1983 | Wannag | | D24/27 |
| 2,706,987 | 4/1955 | Bramstedt | | 128/340 |
| 3,398,746 | 8/1968 | Abramson | | 128/340 |

| | | | | |
|-----------|--------|-----------|-------|-----------|
| 3,709,226 | 1/1973 | Santos | | 128/340 |
| 4,165,745 | 8/1979 | Heifetz | | 128/340 X |
| 4,192,314 | 3/1980 | Curutchet | | 128/322 |

OTHER PUBLICATIONS

Aloe Medical Instruments, Cat. 220, ©1965, p. 76, C3007, Castroviejo Needle Holder.

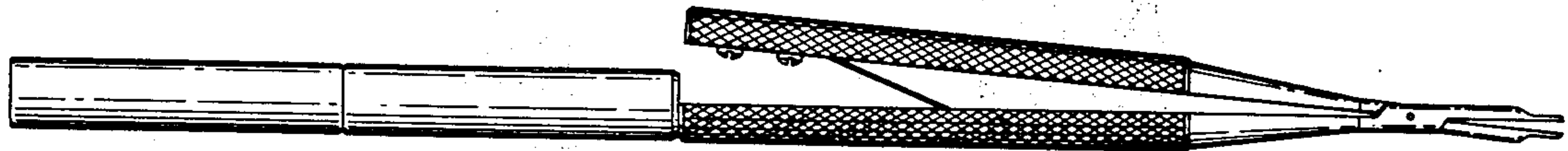
Primary Examiner—Bernard Ansher

[57] **CLAIM**

The ornamental design for a microsurgical needle holder, as shown and described.

DESCRIPTION

FIG. 1 is a top plan view of the microsurgical needle holder embodying my new design; FIG. 2 is an elevational view of one side of the microsurgical needle holder thereof; and FIG. 3 is an end elevation thereof.



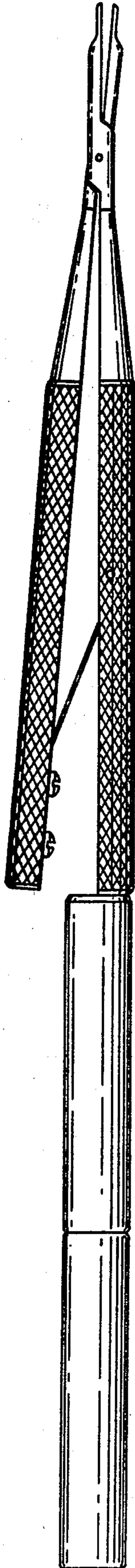


FIG. 1



FIG. 2




FIG. 3