

[54] COMBINED SIDE SHOWER HEADS, HAND SHOWER CONNECTOR AND ADJUSTABLE HOLDER FOR A HAND SHOWER

[75] Inventor: Andreas Haug, Altensteig, Fed. Rep. of Germany

[73] Assignee: Hans Grohe GmbH & Co., Fed. Rep. of Germany

[**] Term: 14 Years

[21] Appl. No.: 281,629

[22] Filed: Jul. 9, 1981

[30] Foreign Application Priority Data

Jan. 20, 1981 [DE] Fed. Rep. of Germany 1018 0B

[52] U.S. Cl. D23/57; D6/86

[58] Field of Search D23/34-37, D23/57; 4/567-570, 596-608, 615; D6/86; 248/75

[56] References Cited

U.S. PATENT DOCUMENTS

- D. 36,719 12/1903 Gavin D23/35
- D. 154,209 6/1949 Meirink D23/57
- D. 184,925 4/1959 Friend D23/57
- D. 256,610 8/1980 Belkir D23/57
- D. 266,212 9/1982 Haug D6/86

- 1,130,520 3/1915 Kenney 4/567
- 3,121,235 2/1967 Gellmann 4/601 X
- 3,837,013 9/1974 Davis et al. 4/605
- 3,971,074 7/1976 Yxfeldt 4/601 X
- 3,979,096 9/1976 Zieger 4/615 X
- 3,982,284 9/1976 Beeker 4/615

OTHER PUBLICATIONS

House Beautiful, p. 216, Oct. 1964, lower left item.

Primary Examiner—James R. Largen

Attorney, Agent, or Firm—Steele, Gould & Fried

[57] CLAIM

The ornamental design for a combined side shower heads, hand shower connector and adjustable holder for a hand shower, as shown or described.

DESCRIPTION

FIG. 1 is a perspective view taken from the top, front and right side of a combined side shower heads, hand shower connector and adjustable holder for a hand shower showing my new design;

FIG. 2 is a front elevational view thereof;

FIG. 3 is a top plan view thereof;

FIG. 4 is a right side elevational view thereof, the left side being a mirror image of the right side shown;

FIG. 5 is a rear elevational view thereof; and

FIG. 6 is a bottom plan view thereof.

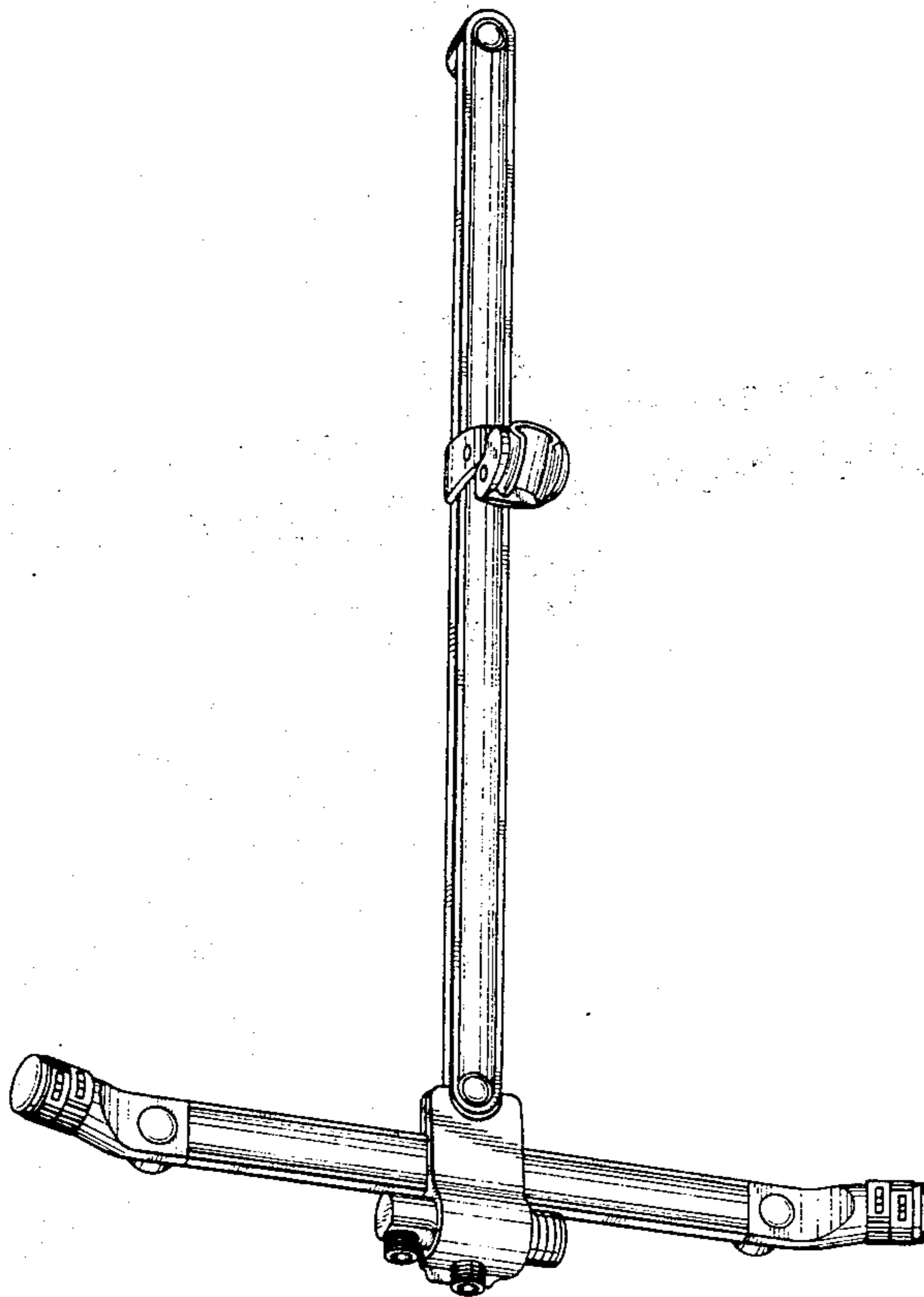


FIG. 1

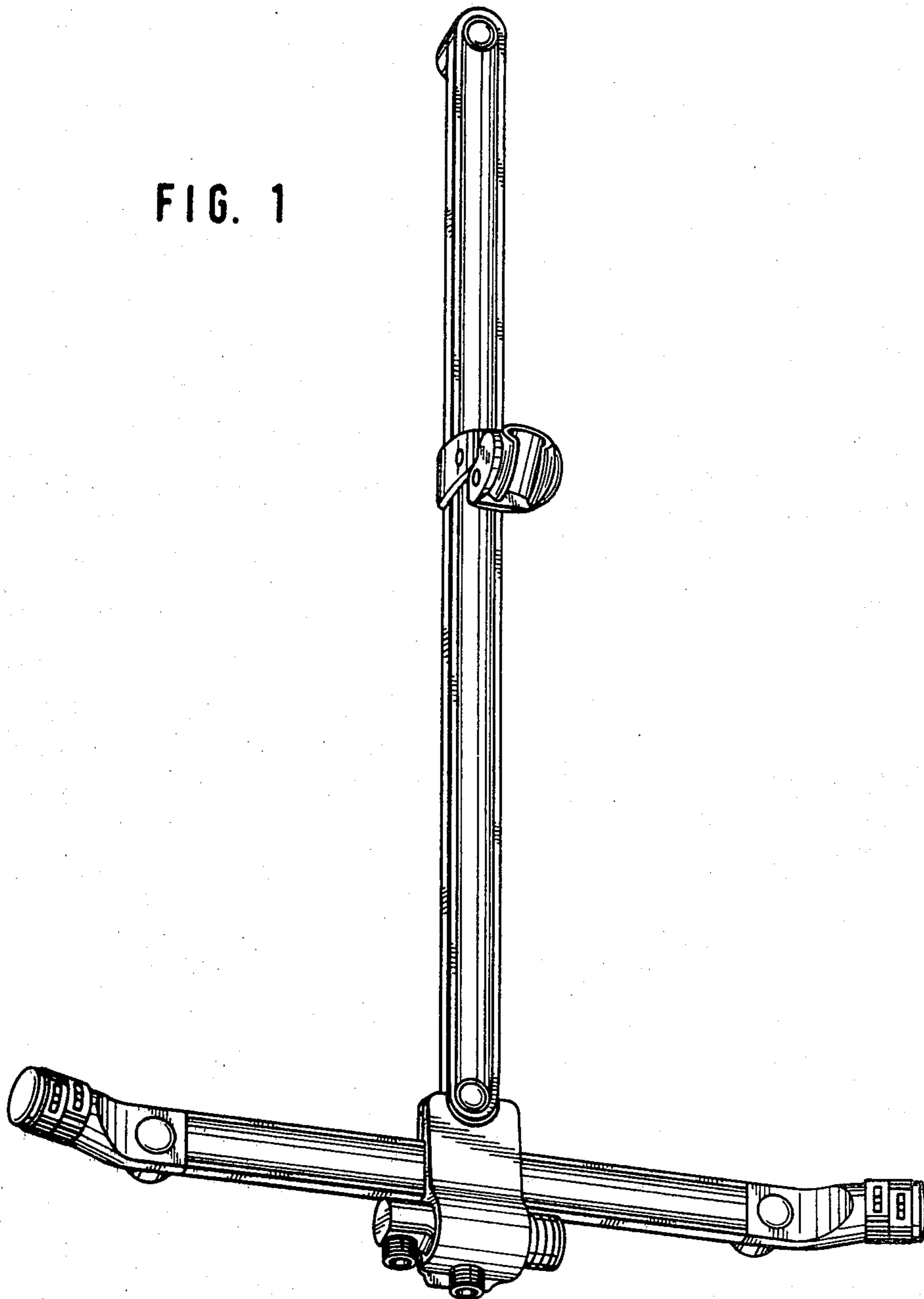
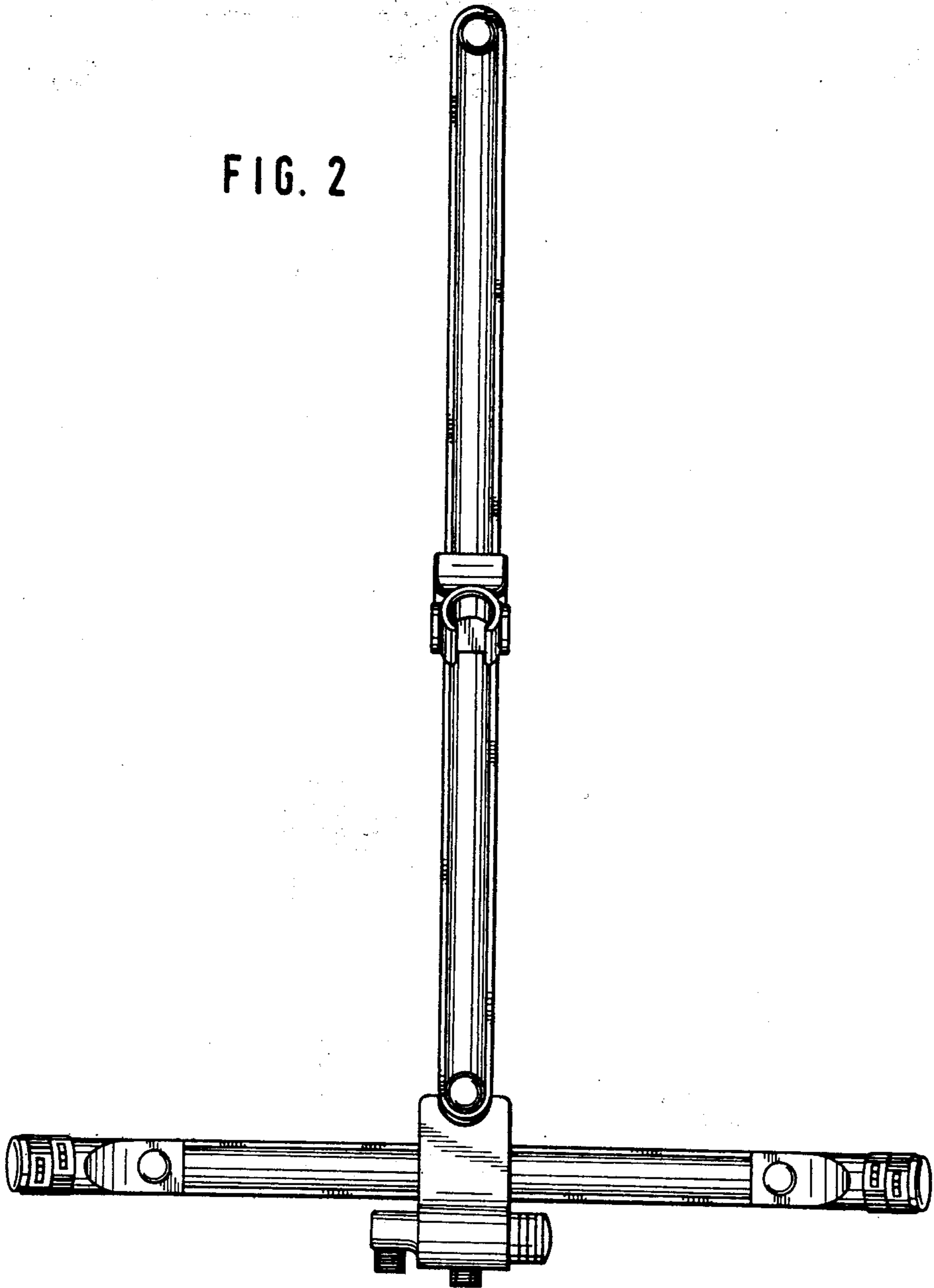


FIG. 2



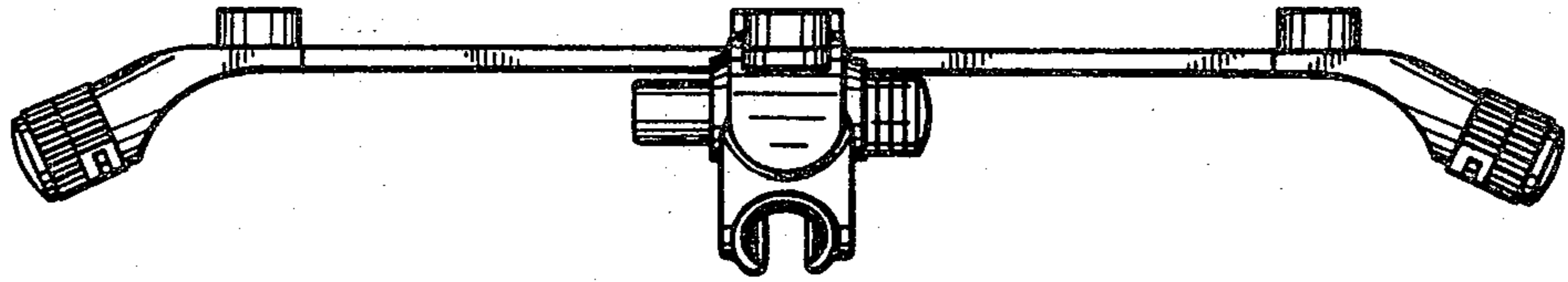


FIG. 3

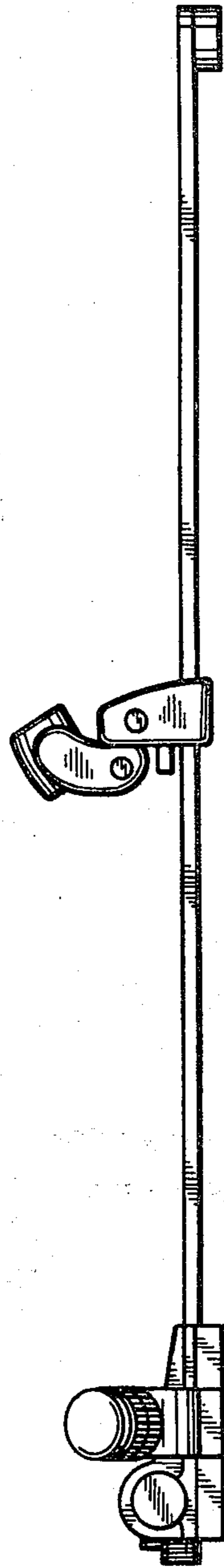


FIG. 4

FIG. 5

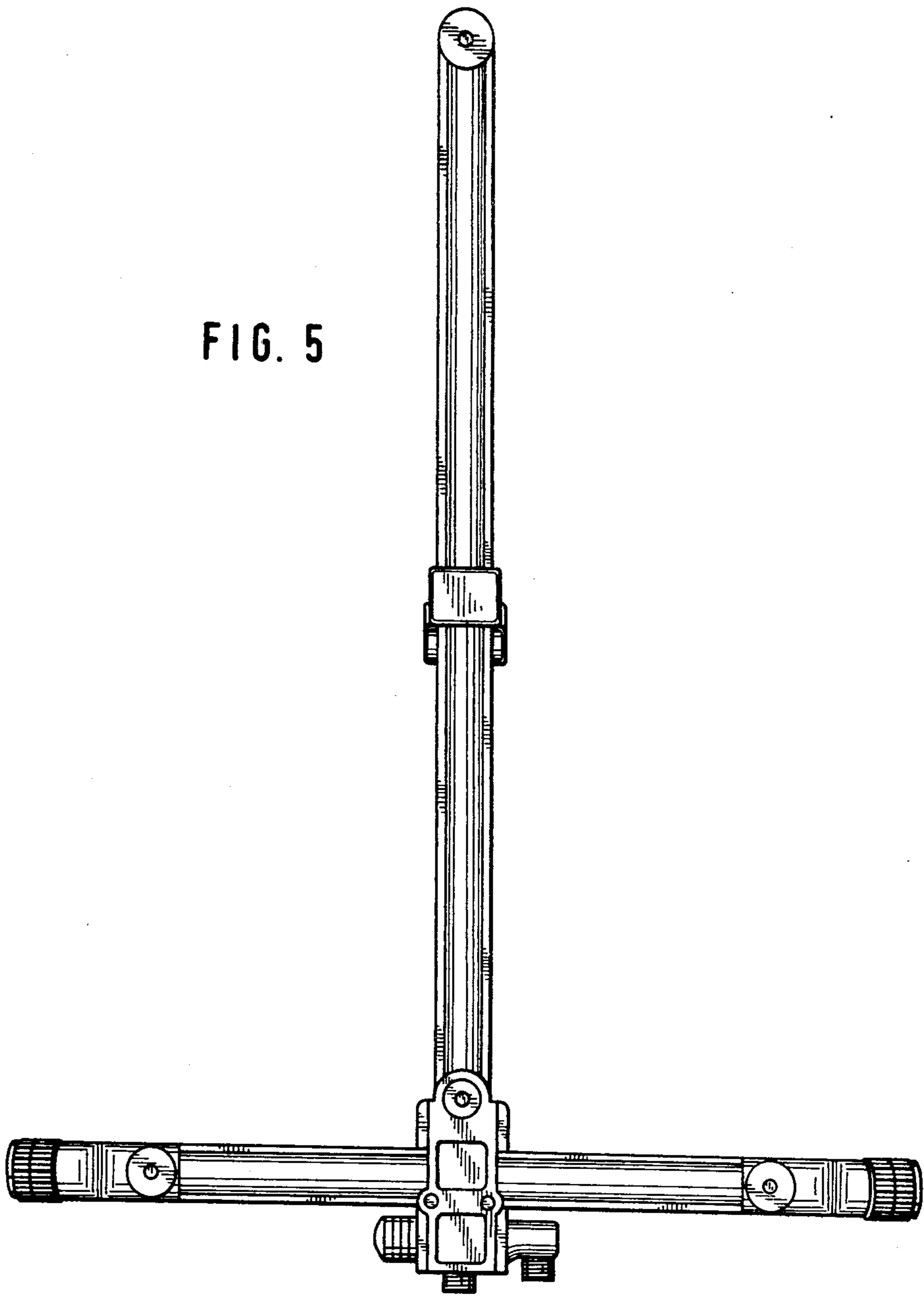


FIG. 6

