

- [54] BATHTUB
- [75] Inventor: **Richard J. Cuttriss**, Fillmore, Calif.
- [73] Assignee: **Gruber Systems, Inc.**, Valencia, Calif.
- [**] Term: **14 Years**
- [21] Appl. No.: **362,285**
- [22] Filed: **Mar. 26, 1982**
- [52] U.S. Cl. **D23/55**
- [58] Field of Search **D23/49, 50, 55, 56,**
D23/57, 69; 4/538, 542-544, 571-579, 584, 589,
590, 592

- 2,490,982 12/1949 Rodman 4/590
- 4,233,694 11/1980 Janosko et al. 4/546

OTHER PUBLICATIONS

House & Home, Jun. 1966, p. 128, top left item.
 Domestic Engineering, May 1978, p. 64, "Deep-Dish Bathing" item.
 Domestic Engineering, Apr. 1979, p. 59, Bathtub item.

Primary Examiner—James R. Largen
Attorney, Agent, or Firm—Kendrick, Netter & Bennett

CLAIM

[57] The ornamental design for a bathtub, as shown and described.

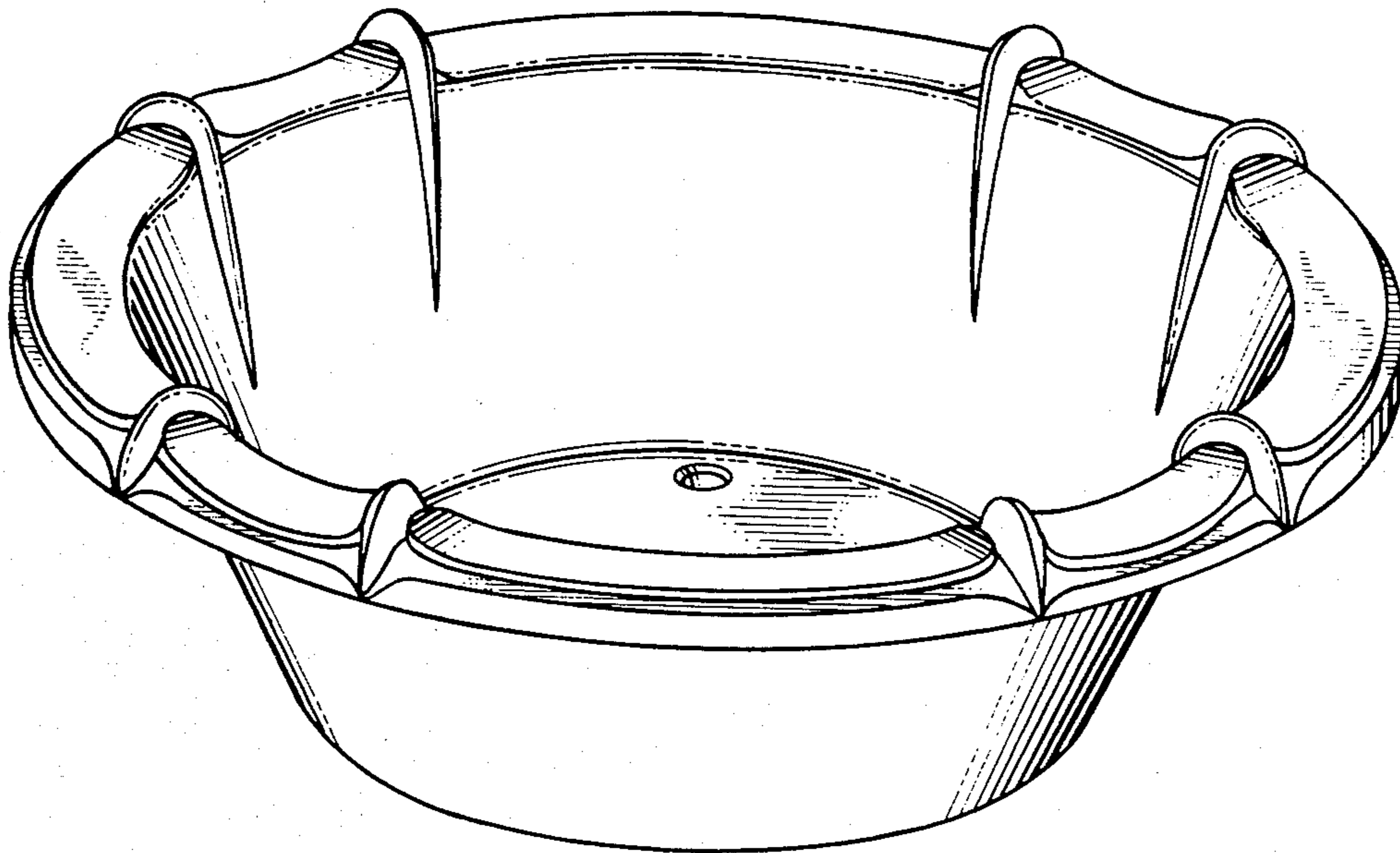
[56] **References Cited**

U.S. PATENT DOCUMENTS

- D. 51,506 11/1917 Miyahara D23/55
- D. 214,902 8/1969 Goodall D23/55
- D. 237,184 10/1975 Rosenhaus D23/55
- D. 241,846 10/1976 Ribits et al. D23/58
- D. 242,859 12/1976 Gruber D23/58
- D. 255,382 6/1980 Beebe et al. D23/55
- D. 258,610 3/1981 Tulipani D23/55 X
- D. 265,923 8/1982 Cuttriss D23/55

DESCRIPTION

FIG. 1 is a perspective view of a bathtub, showing my design;
 FIG. 2 is a top plan view thereof;
 FIG. 3 is a side elevational view thereof, the opposite side being the same as the side shown; and
 FIG. 4 is a front elevational view thereof, the rear being the same as the front shown.



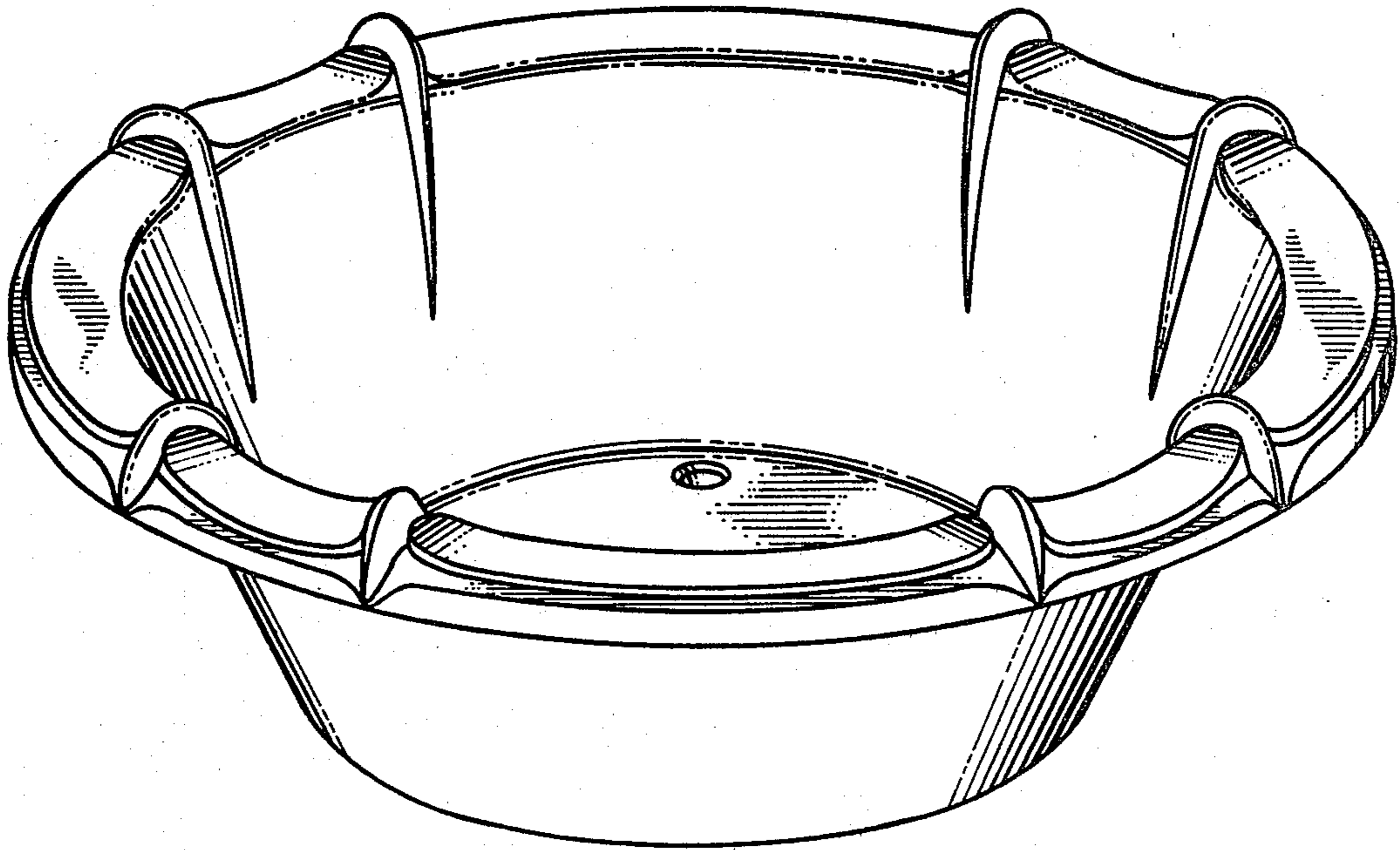


FIG. 1.

FIG. 2.

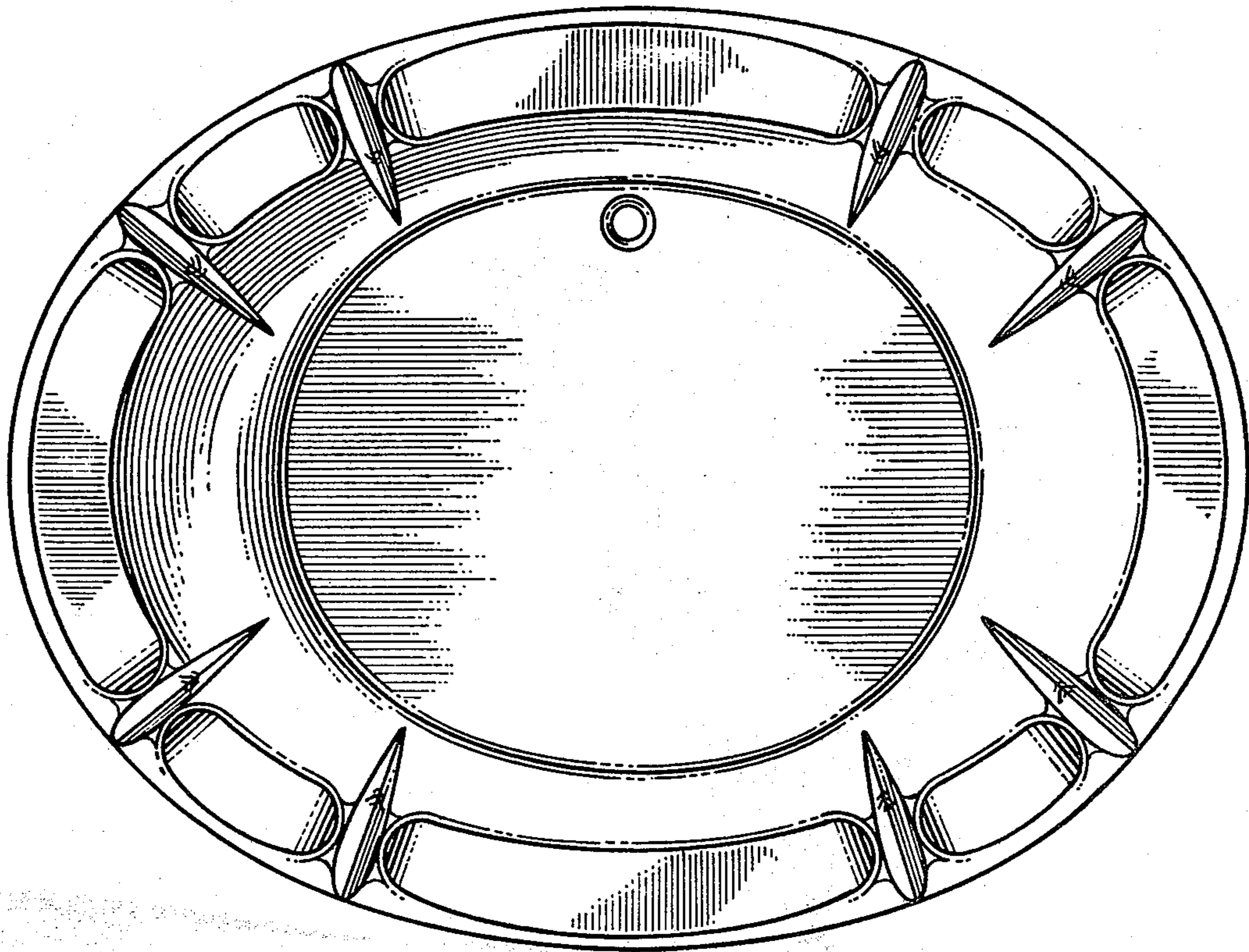


FIG. 3.




FIG. 4.

