

[54] **BATHTUB**
 [75] Inventor: **Richard J. Cuttriss, Fillmore, Calif.**
 [73] Assignee: **Gruber Systems, Inc., Valencia, Calif.**
 [**] Term: **14 Years**
 [21] Appl. No.: **362,284**
 [22] Filed: **Mar. 26, 1982**
 [52] U.S. Cl. **D23/55**
 [58] Field of Search **D23/49, 50, 55, 56, 57, 69; 4/538, 542-544, 571-579, 584, 589, 590, 592**

4,233,694 11/1980 Janosko et al. 4/546

OTHER PUBLICATIONS

House & Home, Jun. 1966, p. 128, top left item.
 Domestic Engineering, May 1978, p. 64, "Deep-Dish Bathing" item.
 Domestic Engineering, Apr. 1979, p. 59, Bathtub item.

Primary Examiner—James R. Largen
Attorney, Agent, or Firm—Kendrick, Netter & Bennett

CLAIM

The ornamental design for a bathtub, as shown and described.

[56] **References Cited**

U.S. PATENT DOCUMENTS

D. 51,506 11/1917 Miyahara D23/55
 D. 214,902 8/1969 Goodall D23/55
 D. 237,184 10/1975 Rosenhaus D23/55
 D. 255,382 6/1980 Beebe et al. D23/55
 D. 258,610 3/1981 Tulipani D23/55 X
 D. 265,923 8/1982 Cuttriss D23/55
 2,490,982 12/1949 Rodman 4/590

DESCRIPTION

FIG. 1 is a perspective view of a bathtub, showing my design;
 FIG. 2 is a top plan view thereof;
 FIG. 3 is a front elevational view thereof;
 FIG. 4 is a side elevational view thereof, the opposite side being a mirror image of the side shown; and
 FIG. 5 is a rear elevational view thereof.

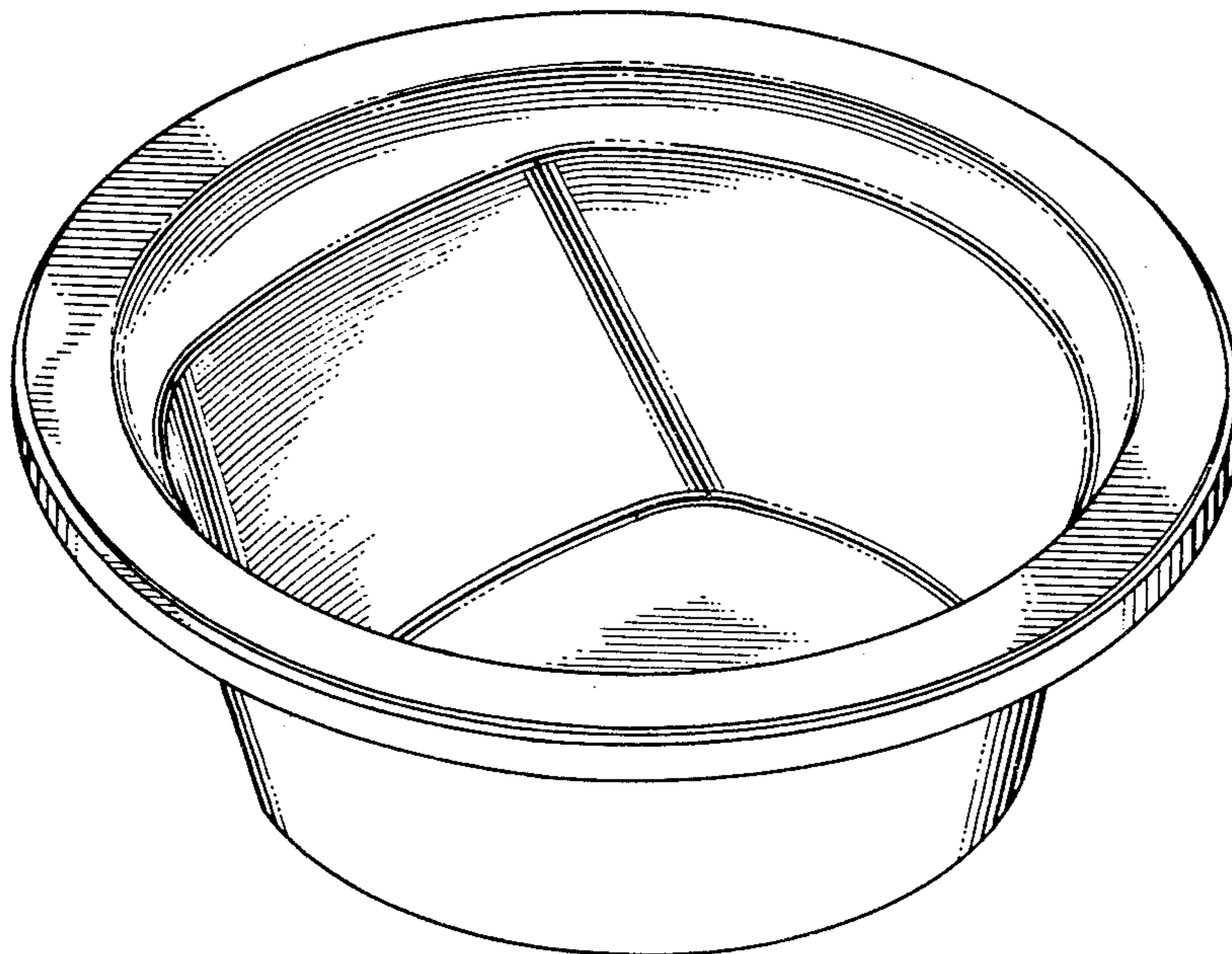


FIG. 1.

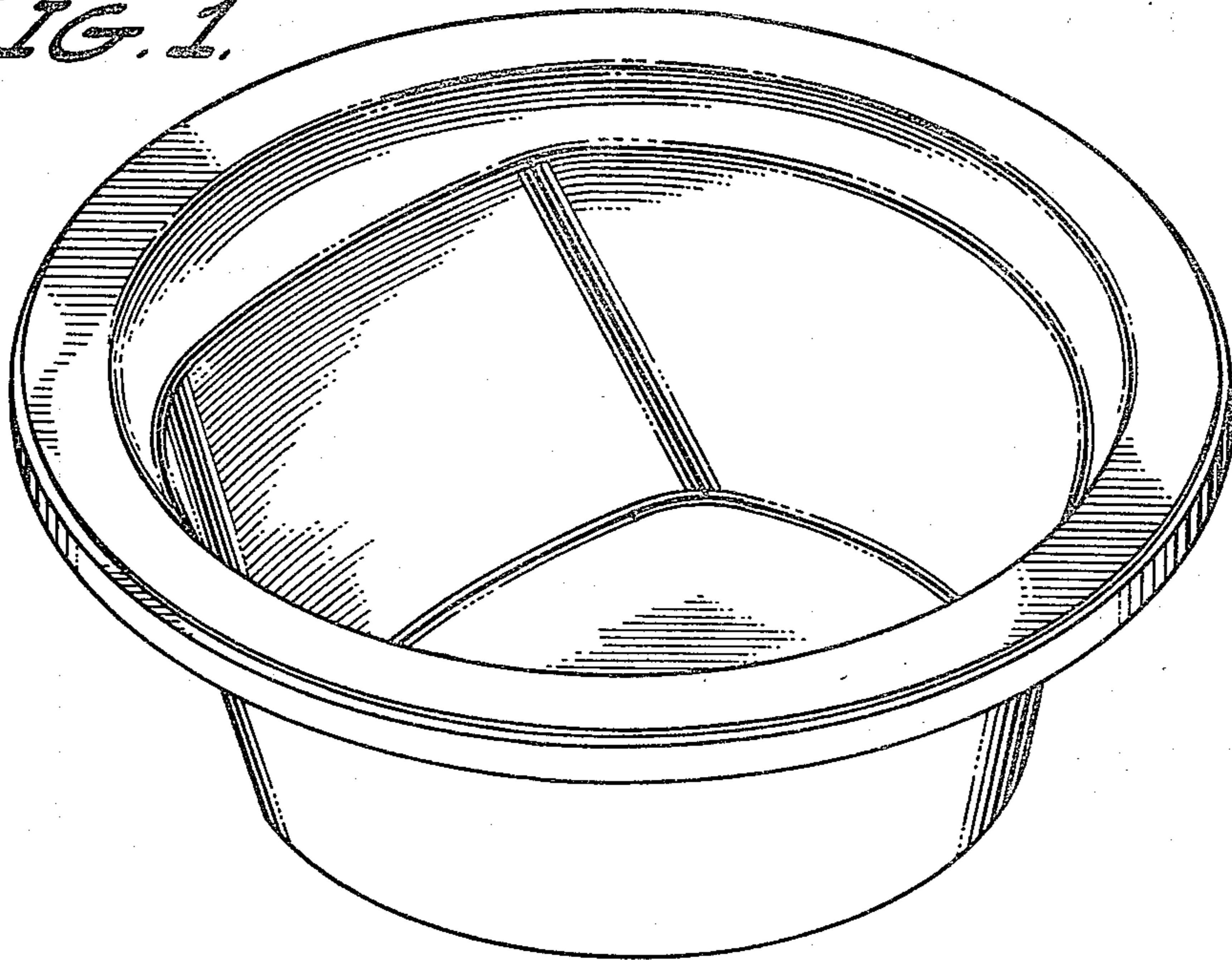
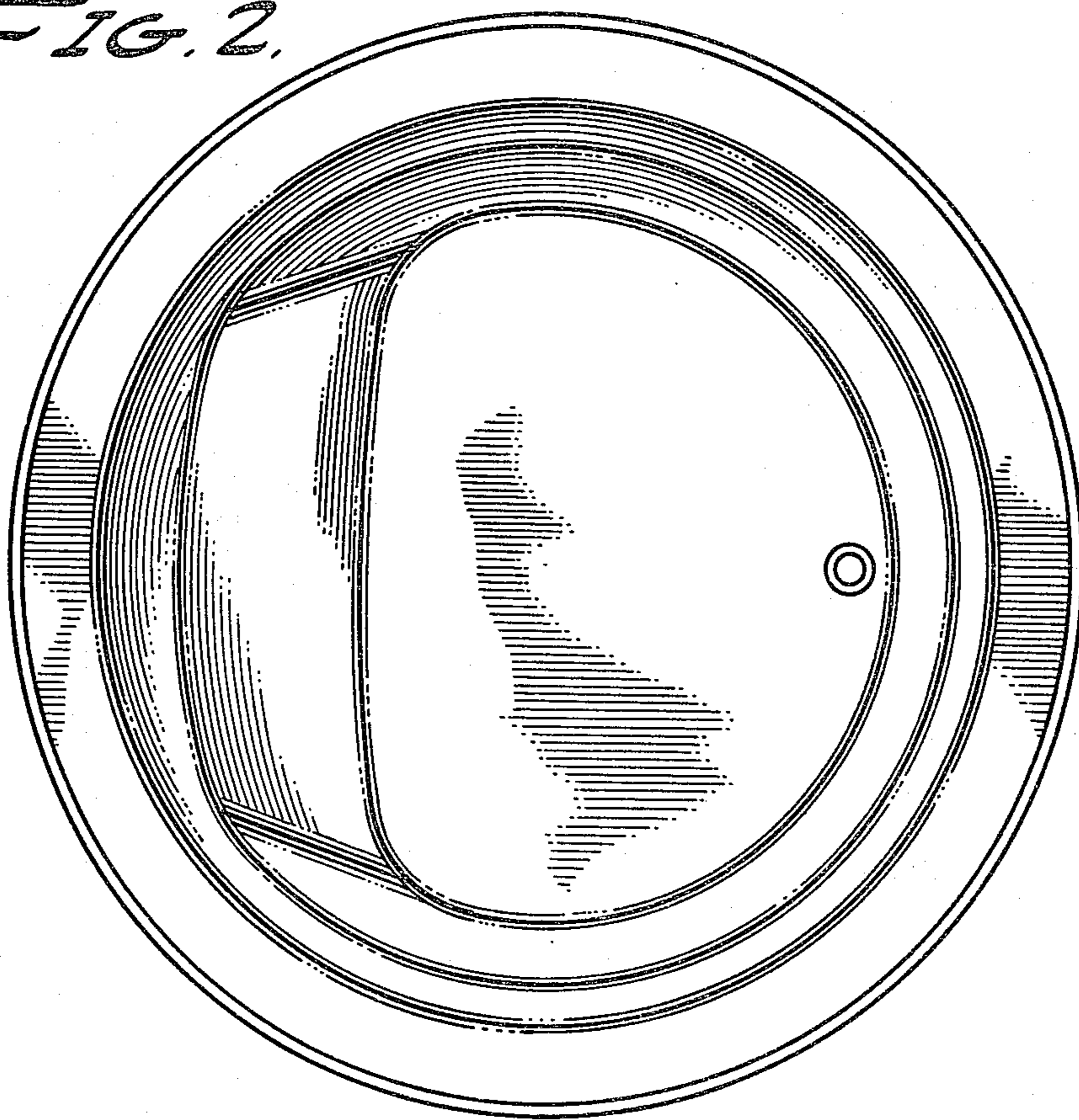


FIG. 2.






FIG. 3.




FIG. 4.




FIG. 5.