

[54] TENT PEG

[76] Inventor: Jerrold M. Wolf, 4880 Dogwood Ave., Seal Beach, Calif. 90740

[**] Term: 14 Years

[21] Appl. No.: 348,856

[22] Filed: Feb. 16, 1982

[52] U.S. Cl. D21/255

[58] Field of Search D21/255, 253; 135/118; D8/1, 388

[56] References Cited

U.S. PATENT DOCUMENTS

| | | | |
|-----------|---------|---------------|---------|
| 1,089,803 | 3/1914 | Wellman | 135/118 |
| 1,105,884 | 8/1914 | Crites | 135/118 |
| 1,161,303 | 11/1915 | Fritz | 135/118 |

Primary Examiner—Melvin B. Feifer
Attorney, Agent, or Firm—Allan M. Shapiro

[57] CLAIM

The ornamental design for a tent peg, substantially as shown and described.

DESCRIPTION

FIG. 1 is a side elevational view of a tent peg, showing my new design; the opposite side, not shown, is the mirror image thereof;

FIG. 2 is an elevational view as seen from the right of FIG. 1;

FIG. 3 is a bottom plan view thereof; and

FIG. 4 is a top plan view thereof;

FIG. 5 is a side elevational view of a second embodiment of the design of FIG. 1; the opposite side, not shown, is the mirror image thereof;

FIG. 6 is an elevational view as seen from the left of FIG. 5;

FIG. 7 is an elevational view as seen from the right of FIG. 5;

FIG. 8 is a plan view as seen from the bottom of FIG. 5; and

FIG. 9 is a plan view as seen from the top of FIG. 5.




FIG. 1




FIG. 2



FIG. 5

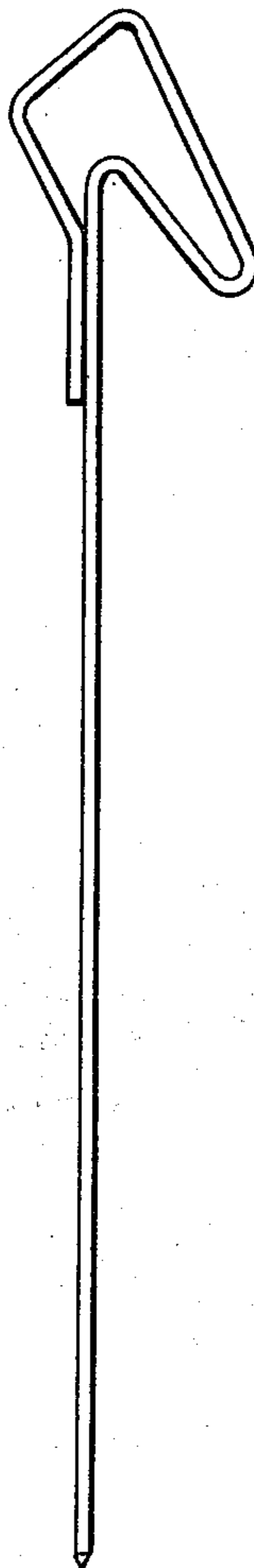


FIG. 6




FIG. 7




FIG. 3



FIG. 8




FIG. 4



FIG. 9