

[54] SURVEYOR'S STAKE

[76] Inventor: Edward E. Anderson, 9323 Bennett Lake Rd., Fenton, Mich. 48430

[\*\*] Term: 14 Years

[21] Appl. No.: 254,963

[22] Filed: Apr. 16, 1981

[52] U.S. Cl. .... D10/66; D11/181

[58] Field of Search ..... D10/66, 74, 109; D11/181; 116/173; 52/38, 103, 155, 158; 135/15 PE

[56] References Cited

U.S. PATENT DOCUMENTS

D. 261,875	11/1981	Anderson	.....	D11/181
823,441	6/1906	Robinson	.....	52/158
1,475,857	11/1923	Neuhaus	.....	52/158
1,712,028	5/1929	Cromie	.....	52/103
2,351,449	6/1944	Noble	.....	52/155 X
2,734,727	2/1956	Hensley	.....	52/155 X
3,279,133	10/1966	DeKorte	.....	52/103
4,050,404	9/1977	McMackin	.....	52/103 X

Primary Examiner—Nelson C. Holtje  
Attorney, Agent, or Firm—Basile, Weintraub & Hanlon

[57] CLAIM

The ornamental design for a surveyor's stake, as shown and described.

DESCRIPTION

FIG. 1 is a front elevational view of a surveyor's stake showing my new design, the rear being a mirror image thereto;

FIG. 2 is a right-side elevational view thereof;

FIG. 3 is a left-side elevational view thereof;

FIG. 4 is a front elevational view of a second embodiment of my design of FIGS. 1-3, the rear being a mirror image thereto;

FIG. 5 is a right-side elevational view thereof;

FIG. 6 is a left-side elevational view thereof;

FIG. 7 is a top and right front perspective view of a third embodiment of my design of FIGS. 1-3.

The broken-line showings of flags, streamers and anchor spikes are environmental only and form no part of the claimed design.

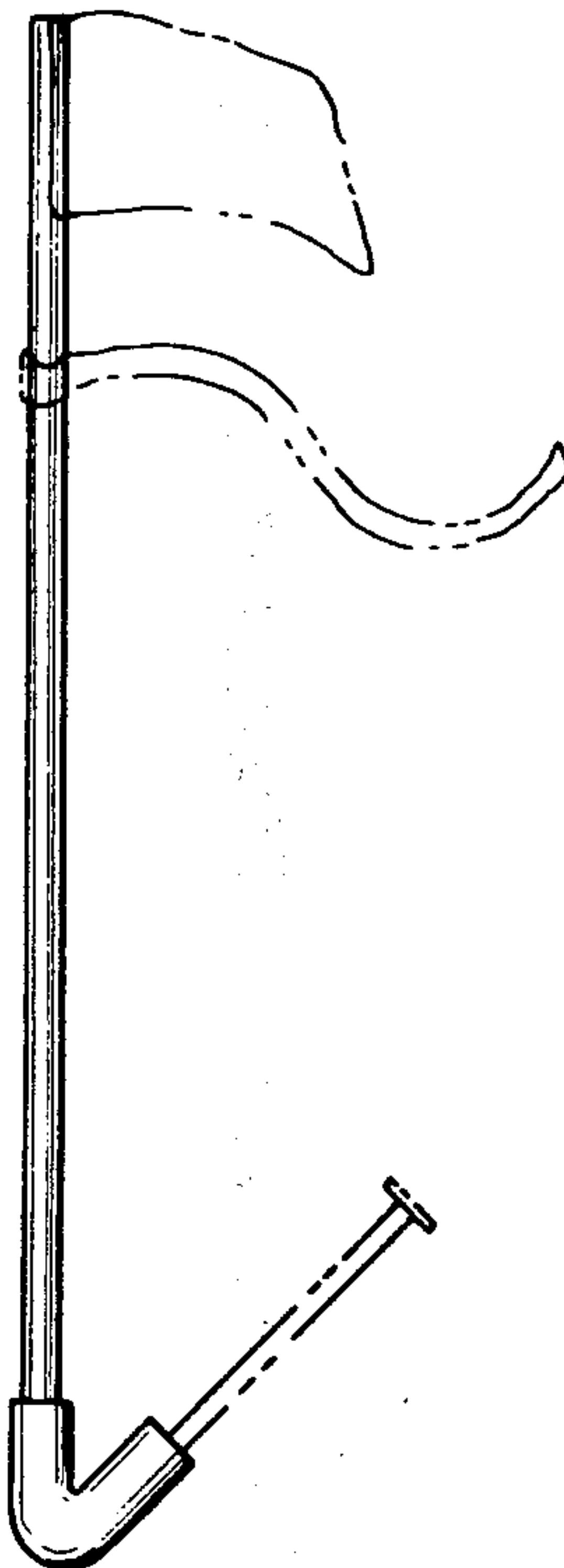


Fig-1

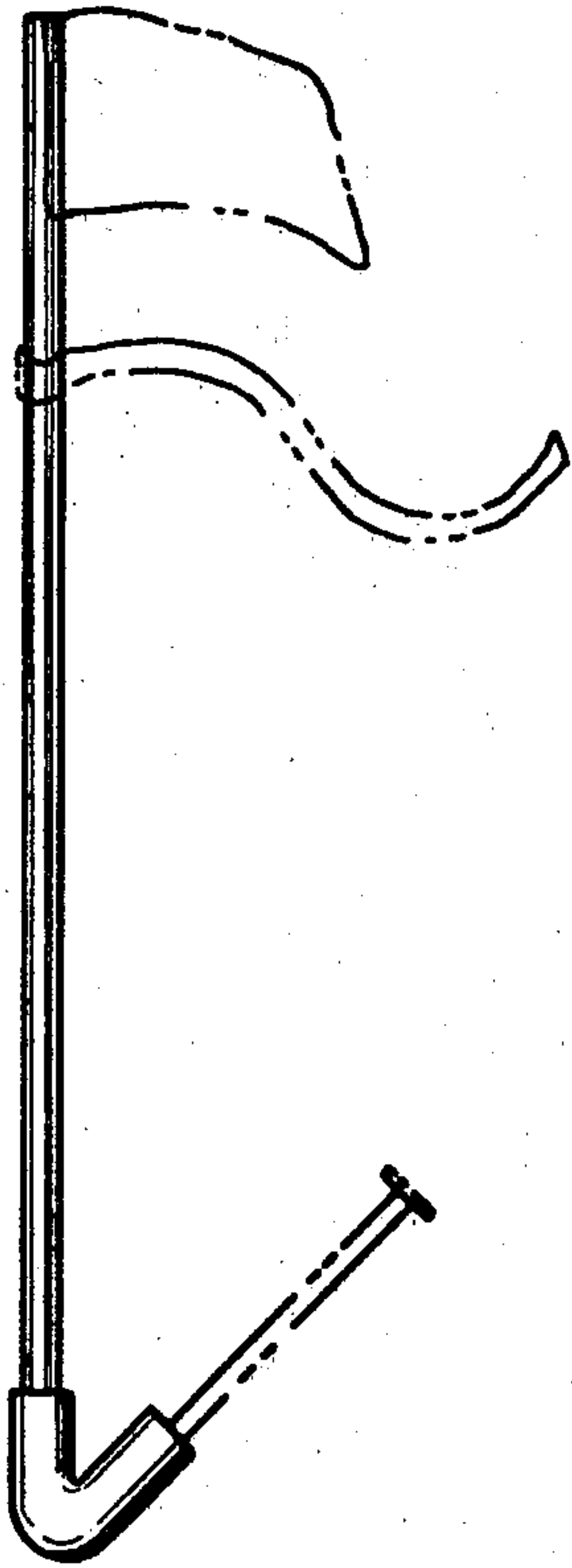


Fig-2



Fig-3



Fig-7





Fig-4



Fig-5



Fig-6