

[54] KNIFE HANDLE

[75] Inventor: Lee E. Olsen, Jr., Newaygo, Mich.

[73] Assignee: F & M Trading Company, Grand Rapids, Mich.

[\*\*] Term: 14 Years

[21] Appl. No.: 306,341

[22] Filed: Sep. 28, 1981

[52] U.S. Cl. .... D7/152; D7/151

[58] Field of Search ..... D7/137, 151, 152, 150, D7/148; D8/107, 98; 30/344, 340, 343

[56] References Cited

U.S. PATENT DOCUMENTS

D. 118,274	12/1939	Barry et al. ....	D7/150
2,352,013	6/1944	Roth .....	30/340 X
2,492,096	12/1949	Juengst .....	30/344
2,995,821	8/1961	Gordon .....	30/344
4,233,737	11/1980	Poehlmann .....	30/344 X

OTHER PUBLICATIONS

*Better Homes & Gardens*, May, 1964, p. 110F, r. col.,

"Knife Know-How", bottom knife shown, 6-Inch Trimmer.

Primary Examiner—Winifred E. Herrmann  
Attorney, Agent, or Firm—Price, Heneveld, Huizenga & Cooper

[57] CLAIM

The ornamental design for a knife handle, as shown and described.

DESCRIPTION

FIG. 1 is a side elevational view of a knife handle showing my new design, it being understood that the broken line showing of a blade is illustrative of environmental structure only;



FIG. 2 is a top plan view thereof;


FIG. 3 is a bottom plan view thereof;

FIG. 4 is a right end elevational view thereof;


FIG. 5 is a left end elevational view thereof.

The side opposite that shown in FIG. 1 is identical thereto.






*Fig. 1.*




*Fig. 2.*



*Fig. 3.*



*Fig. 4.*



*Fig. 5.*