

[54] COMBINED DIGITAL CLOCK AND MOUNTING

[75] Inventor: Yuk-Shing Yeung, Hong Kong, Hong Kong

[73] Assignee: Youngs Products, Ltd., Hong Kong, Hong Kong

[**] Term: 14 Years

[21] Appl. No.: 346,853

[22] Filed: Feb. 8, 1982

[30] Foreign Application Priority Data

Aug. 10, 1981 [GB] United Kingdom 811001903

[52] U.S. Cl. D10/15; D10/128

[58] Field of Search D10/1, 2, 6, 15, 13, D10/30, 31, 37, 123-130, 40; 368/29, 30, 88, 82-84, 239-242, 276-278, 280-282, 285, 318

[56] References Cited

U.S. PATENT DOCUMENTS

- D. 66,913 3/1925 Weidman D10/1
- D. 90,700 9/1933 Elkonin D10/15 X
- D. 131,335 2/1942 Triguba D10/13
- D. 134,759 1/1943 Gengler D10/40

Primary Examiner—Louis S. Zarfes
Attorney, Agent, or Firm—Shlesinger, Fitzsimmons & Shlesinger

[57] CLAIM

The ornamental design for a combined digital clock and mounting, substantially as shown and described.

DESCRIPTION

FIG. 1 is a front elevational view of a combined digital clock and mounting showing my new design;
 FIG. 2 is a sectional view taken along line II—II in FIG. 1;
 FIG. 3 is a sectional view taken along line III—III in FIG. 1;
 FIG. 4 is a top plan view;
 FIG. 5 is a rear elevational view;
 FIG. 6 is a bottom plan view; and
 FIG. 7 is a left side elevational view.



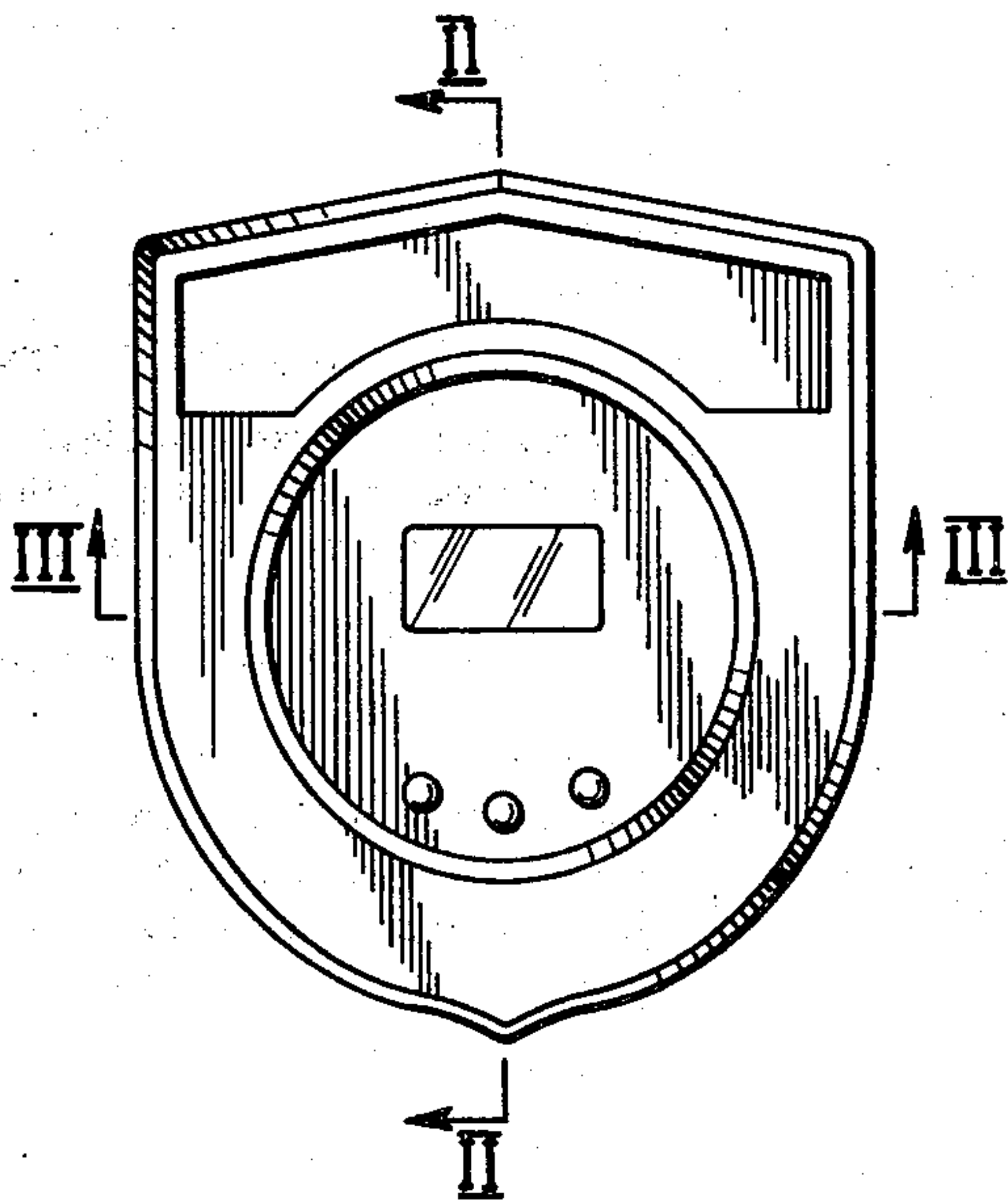


FIG. 1



FIG. 2



FIG. 3




FIG. 4

FIG. 5

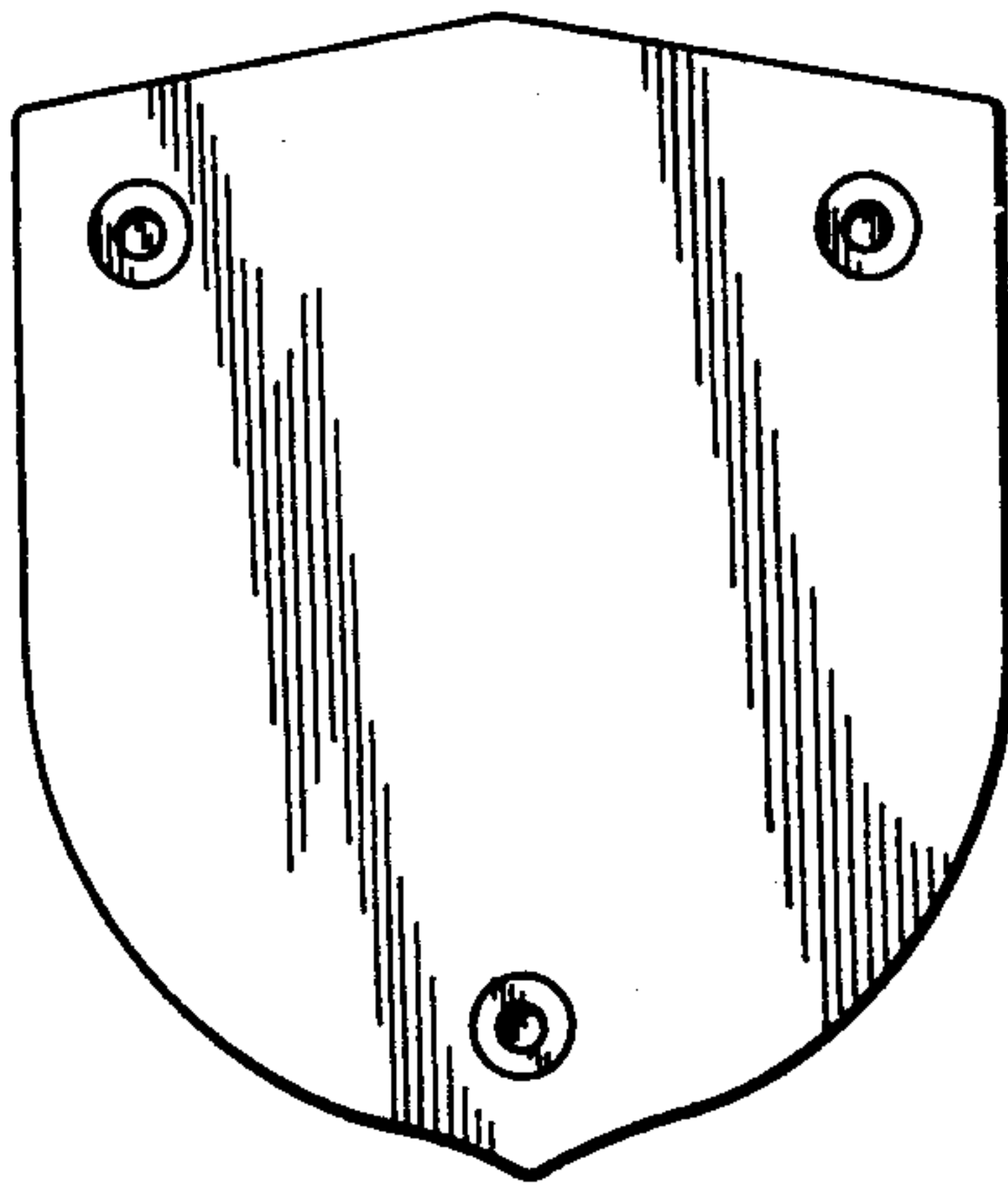


FIG 6



FIG 7