

[54] LOOSE FILL PACKING ELEMENT

[75] Inventor: Henry C. Witte, Germantown, Tenn.

[73] Assignee: Inter-Pac Packaging Corporation, Memphis, Tenn.

[\*\*] Term: 14 Years

[21] Appl. No.: 343,447

[22] Filed: Jan. 18, 1982

[52] U.S. Cl. .... D9/456; D1/12; D1/99

[58] Field of Search ..... D1/1, 2, 12, 13, 14, D1/99; D9/456, 499; 206/584

[56] References Cited

U.S. PATENT DOCUMENTS

- D. 240,603 7/1976 Bussey, Jr. .... D9/456
- D. 242,188 11/1976 Uondell et al. .... D1/1
- D. 255,661 7/1980 Atkins ..... D9/456
- 3,481,455 12/1969 Graham et al. .... 206/584 X

Primary Examiner—Robert C. Spangler

Attorney, Agent, or Firm—Kalish & Gilster

[57] CLAIM

The ornamental design for a loose fill packing element, substantially as shown and described.

DESCRIPTION

FIG. 1 is a side view of a loose fill packing element showing my new design;

FIG. 2 is an end view taken from the right-hand side of FIG. 1;

FIG. 3 is a bottom plan view;

FIG. 4 is an end view from the left-hand side of FIG. 1;

FIG. 5 is a top plan view;

FIG. 6 is a side view showing a modified form of my new design;

FIG. 7 is an end view taken from the right-hand side of FIG. 6;

FIG. 8 is a bottom plan view of the design shown in FIG. 6;

FIG. 9 is an end view from the left-hand side of FIG. 6; and

FIG. 10 is a top plan view of the design shown in FIG. 6.

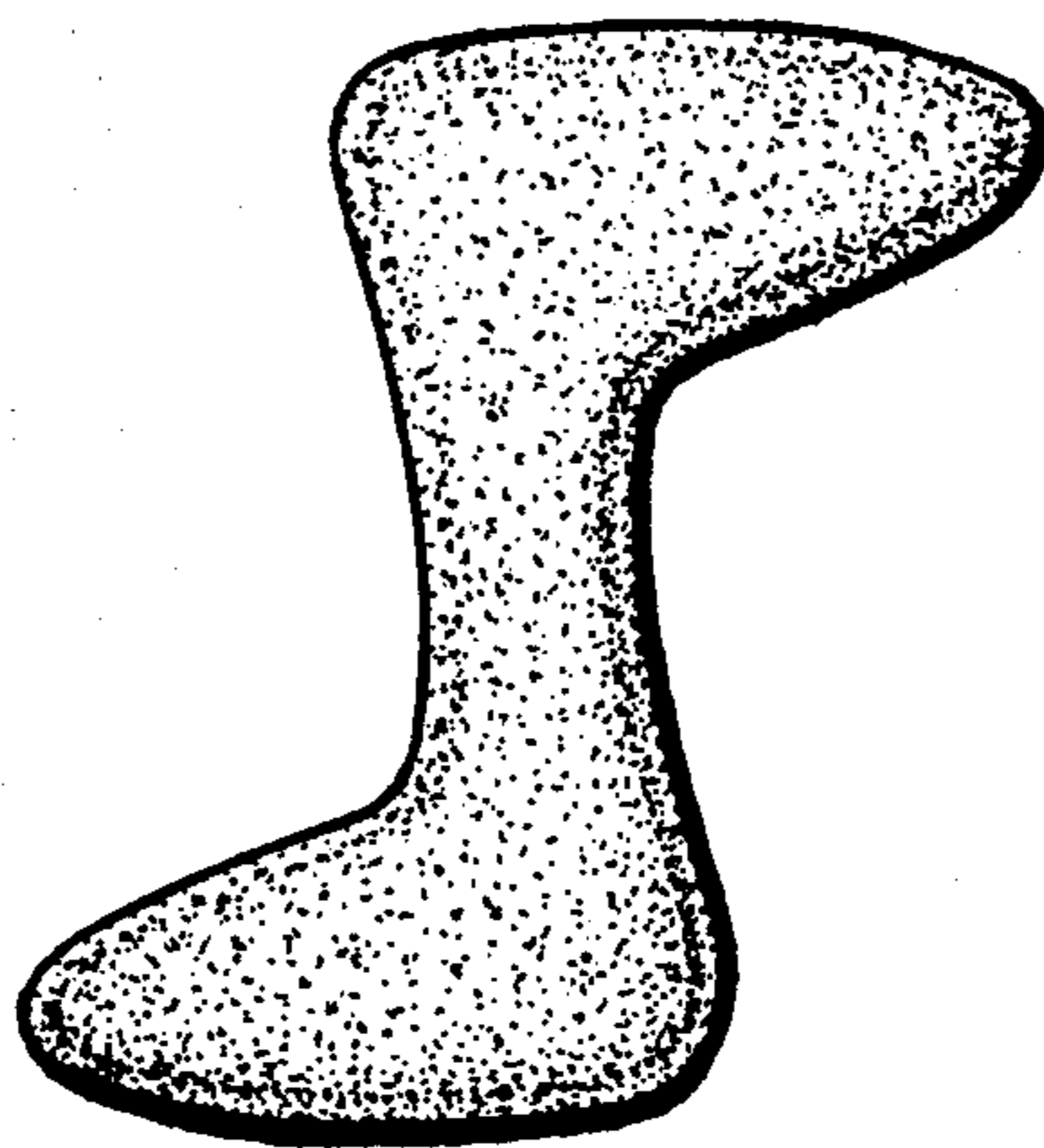


FIG. 1

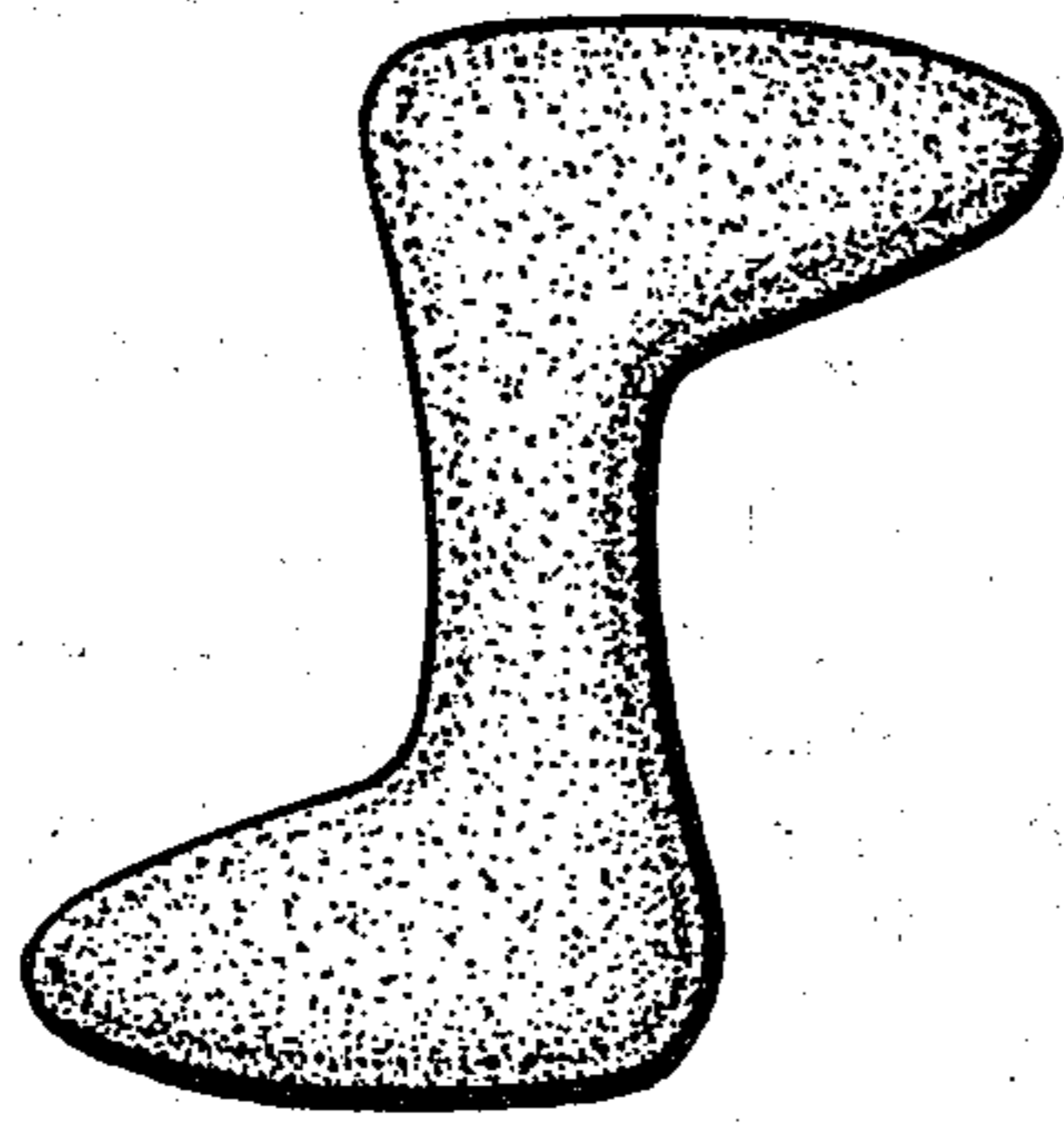


FIG. 2




FIG. 3




FIG. 4




FIG. 5




FIG. 6

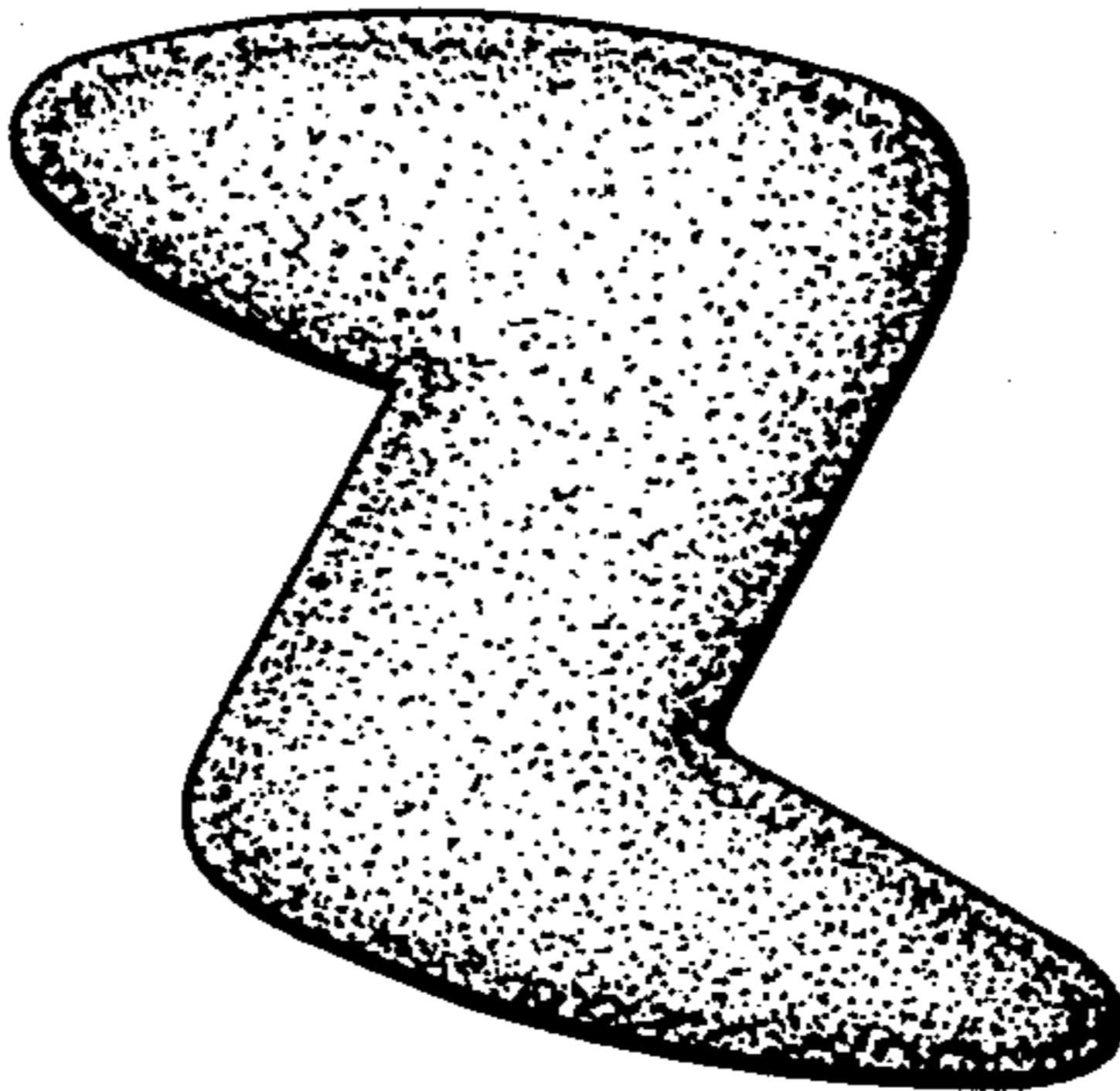


FIG. 7




FIG. 8



FIG. 9




FIG. 10

