

[54] BLANK FOR AN ADJUSTABLE BASKET FILLER

[76] Inventor: Garrett J. Kyte, SRI 32A Smith Island, Ewell, Md. 21824

[**] Term: 14 Years

[21] Appl. No.: 207,876

[22] Filed: Nov. 18, 1980

[52] U.S. Cl. D9/433

[58] Field of Search D9/433, 434, 435, 499; 229/21; 220/4 A, 76, 287, 470; 141/391

[56] References Cited

U.S. PATENT DOCUMENTS

1,991,169	2/1935	Moone	229/21	X
2,004,315	6/1935	Fean	229/21	X
2,022,601	11/1935	McDonald	229/21	X
2,262,758	11/1941	Erne	220/76	
2,686,608	8/1954	Rock	220/4 A	
4,191,226	3/1980	Kyte	141/391	

Primary Examiner—Robert C. Spangler
Attorney, Agent, or Firm—John W. Huckert

[57] CLAIM

The ornamental design for a blank for an adjustable basket filler, substantially as shown and described.

DESCRIPTION

FIG. 1 is a front plan view of a blank for an adjustable basket filler showing my new design;
 FIG. 2 is a sectional view taken on the line 2—2 of FIG. 1;
 FIG. 3 is a back plan view;
 FIG. 4 is an exploded perspective view showing the blank in an assembled condition with a basket being shown in broken lines for illustrative purpose only;
 FIG. 5 is an enlarged, fragmentary sectional view taken on the line 5—5 of FIG. 4;
 FIG. 6 is a fragmentary sectional view taken on the line 6—6 of FIG. 3;
 FIG. 7 is a view similar to FIG. 6 showing a modified tab form of my new design;
 FIG. 8 is a view similar to FIG. 6 showing another modified tab form of my new design;
 FIG. 9 is a view similar to FIG. 6 showing another modified tab form of my new design; and
 FIG. 10 is a view similar to FIG. 6 showing another modified tab form of my new design.

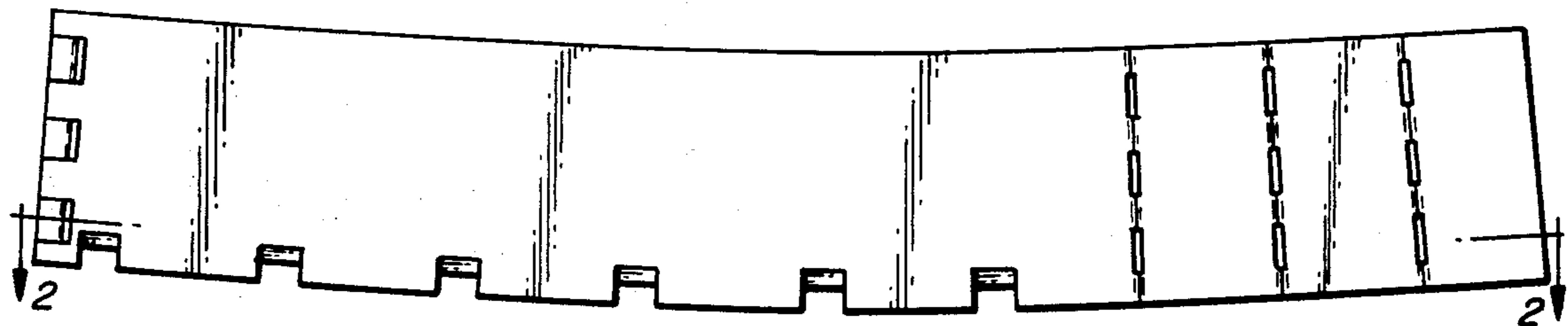


FIG. 1.

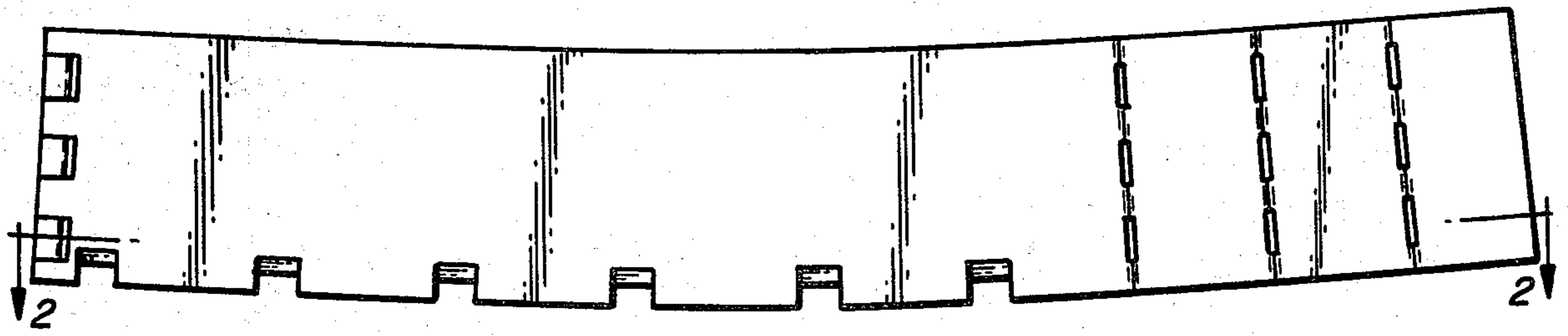


FIG. 2.



FIG. 3.

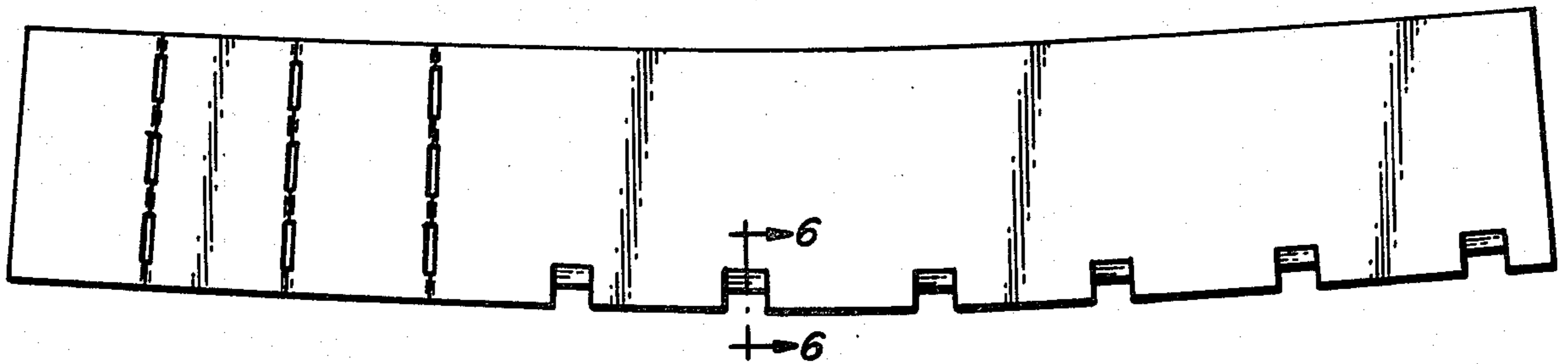


FIG. 5.

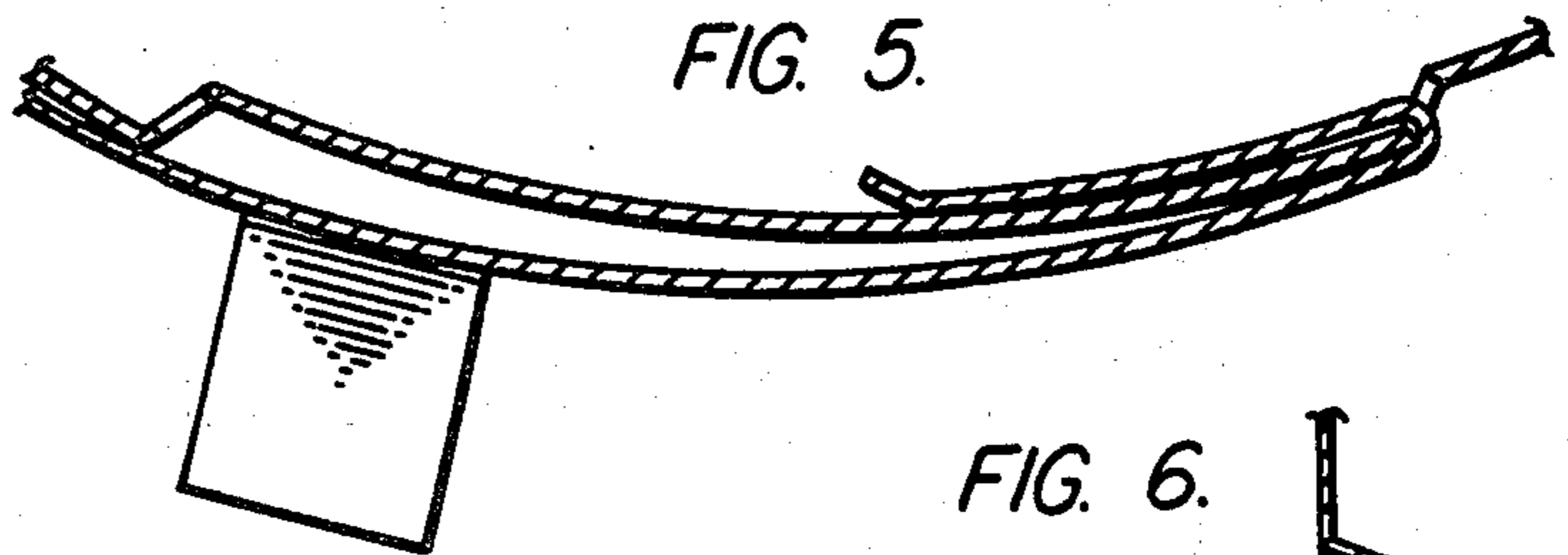


FIG. 6.

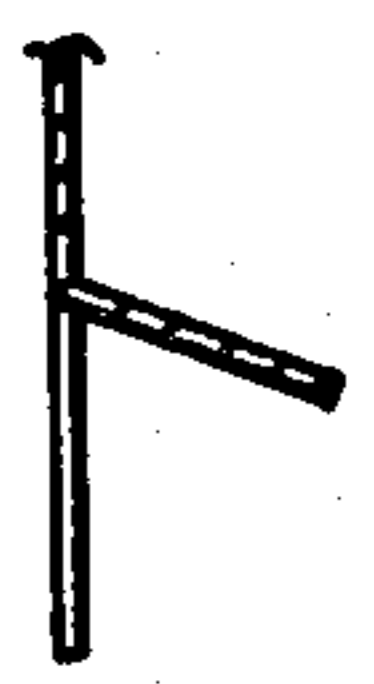


FIG. 4.

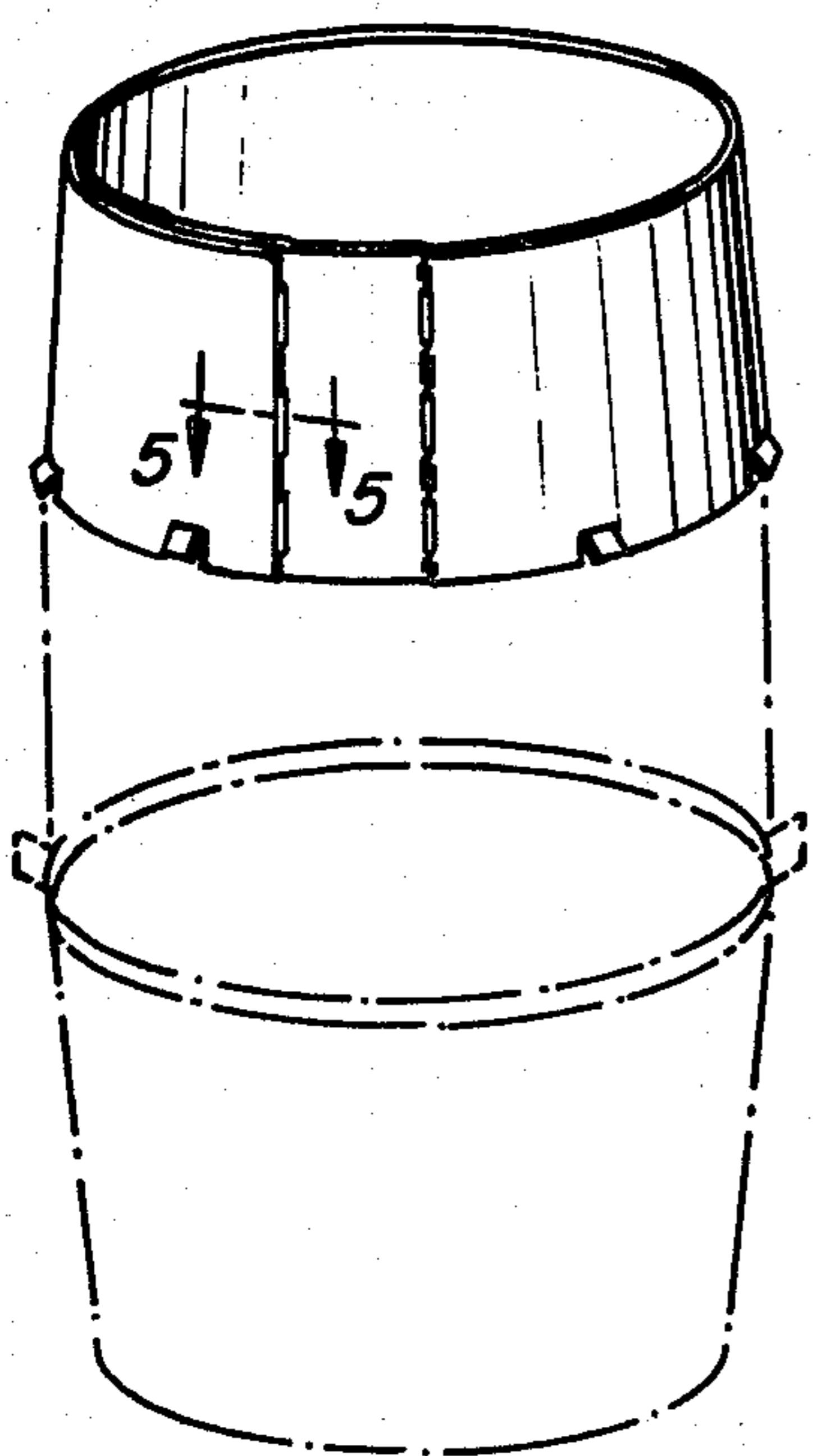


FIG. 7.

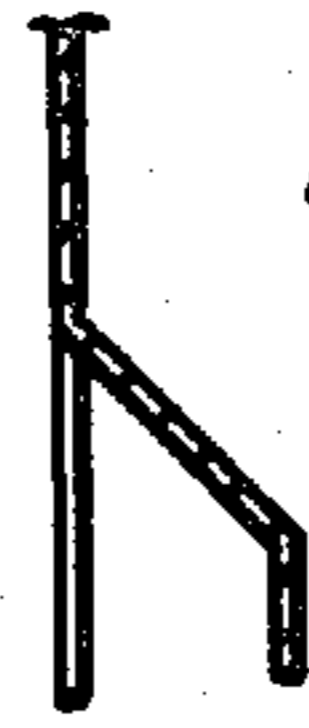


FIG. 8.

FIG. 9.

FIG. 10.

