

[54] DISPLAY HOLDER FOR CARDS OR THE LIKE

[75] Inventor: Richard M. Liptak, Parma Heights, Ohio

[73] Assignee: Integral Design, Inc., Cleveland, Ohio

[**] Term: 14 Years

[21] Appl. No.: 365,034

[22] Filed: Apr. 2, 1982

Related U.S. Application Data

[62] Division of Ser. No. 137,768, Apr. 7, 1980, Pat. No. Des. 265,448.

[52] U.S. Cl. D6/140; D6/180; D6/181

[58] Field of Search D6/1, 85, 140, 157, D6/181, 184, 185, 180, 186, 173, 175; D7/72, 75, 5; D19/76, 78, 85, 86, 90, 91; 40/124, 124.2, 124.1, 124.4, 904; 312/42, 50

[56] References Cited

U.S. PATENT DOCUMENTS

- D. 145,814 10/1946 Malkin D6/186
- D. 146,978 6/1947 Mack, Jr. D6/140
- D. 177,713 5/1956 Bracken D6/181
- D. 177,737 5/1956 King et al. D6/181
- D. 197,001 12/1963 Tashner D6/140

OTHER PUBLICATIONS

Gift and Tableware Reporter Jan. 1978 p. 19; "Recipe Box" by Karmel; top center of page.
Fantastic Plastics Co. Apr. 1980 p. 3; "Sweet and Low" Holder item #K119; second column from right, center item.

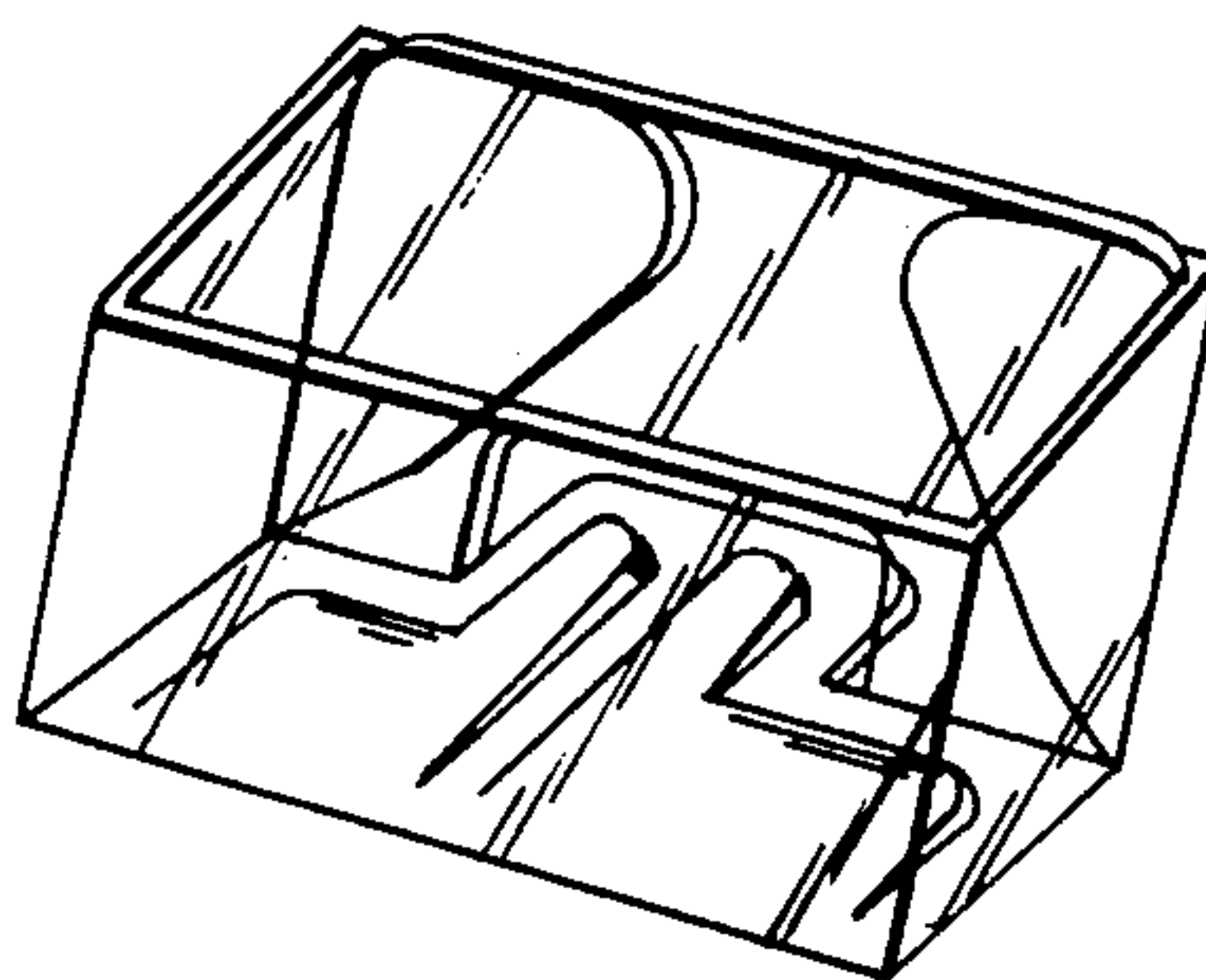
Primary Examiner—Nelson C. Holtje
Assistant Examiner—Carmen H. Vales
Attorney, Agent, or Firm—Pearne, Gordon, Sessions, McCoy, Granger & Tilberry

[57] CLAIM

The ornamental design for a display holder for cards or the like, as shown and described.

DESCRIPTION

FIG. 1 is a perspective view of a display holder for cards or the like showing my new design.
FIG. 2 is an enlarged top plan view thereof; and
FIG. 3 is an enlarged left side elevational view, the opposite side being a mirror image thereof.



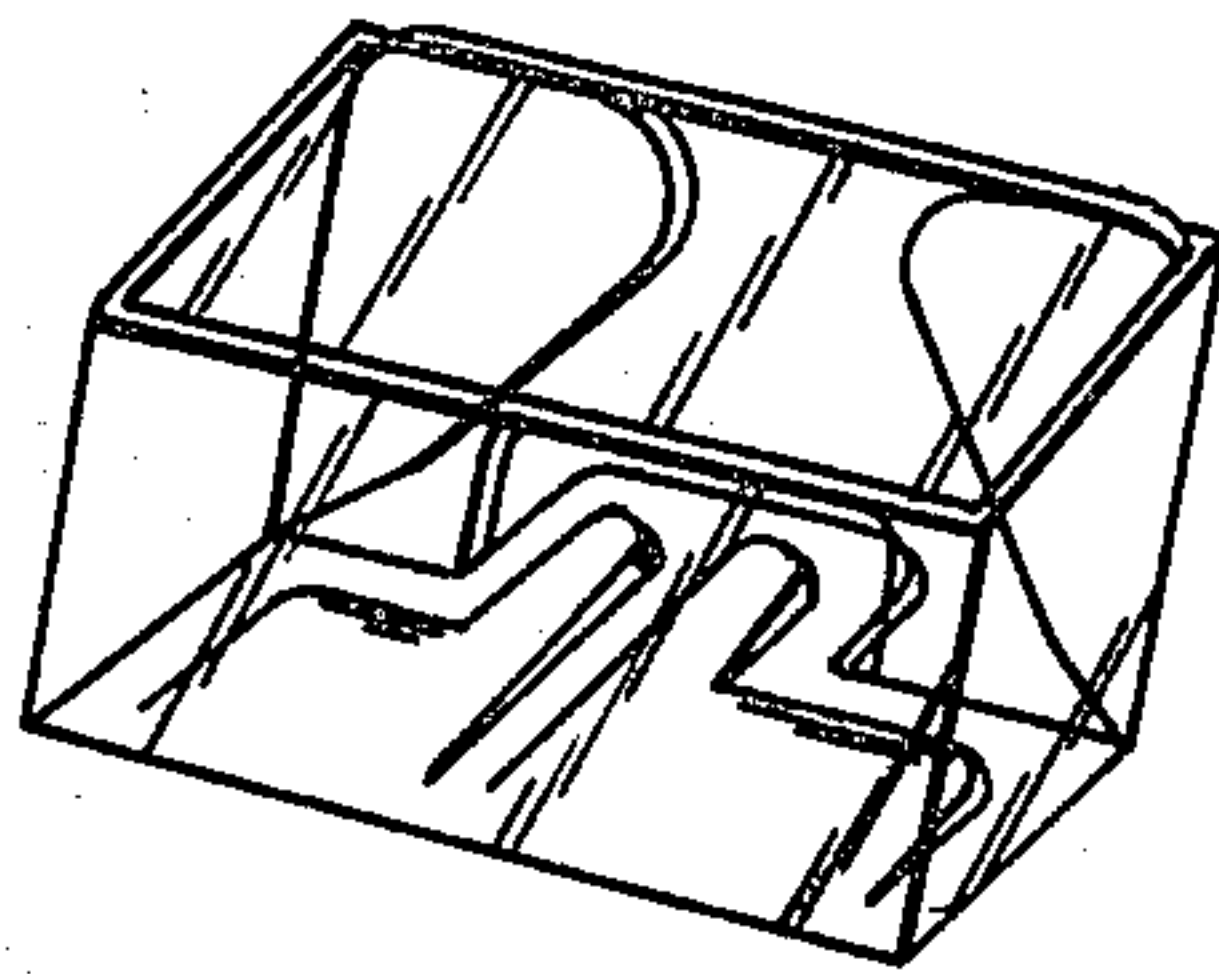


Fig. 1

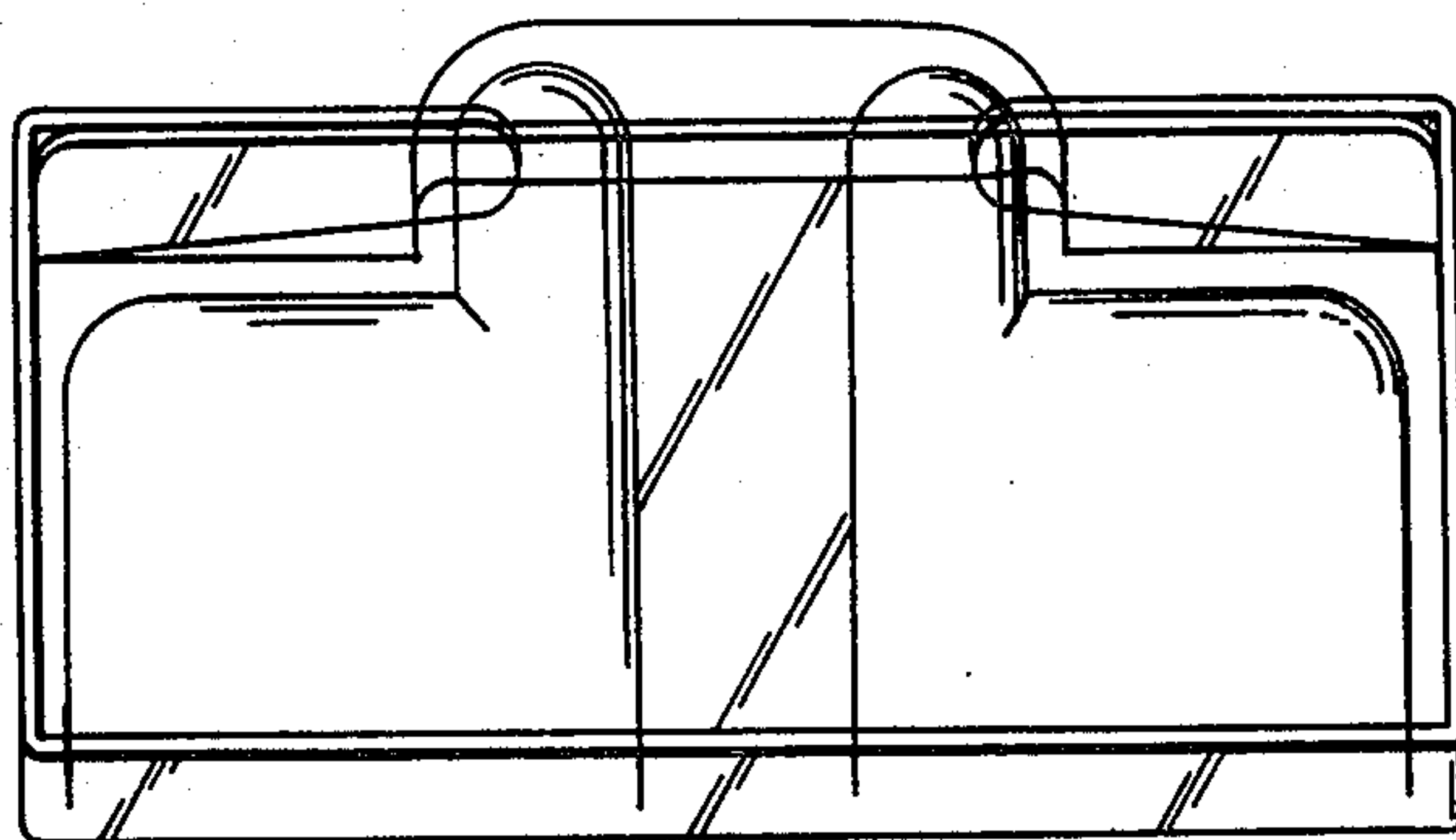


Fig. 2

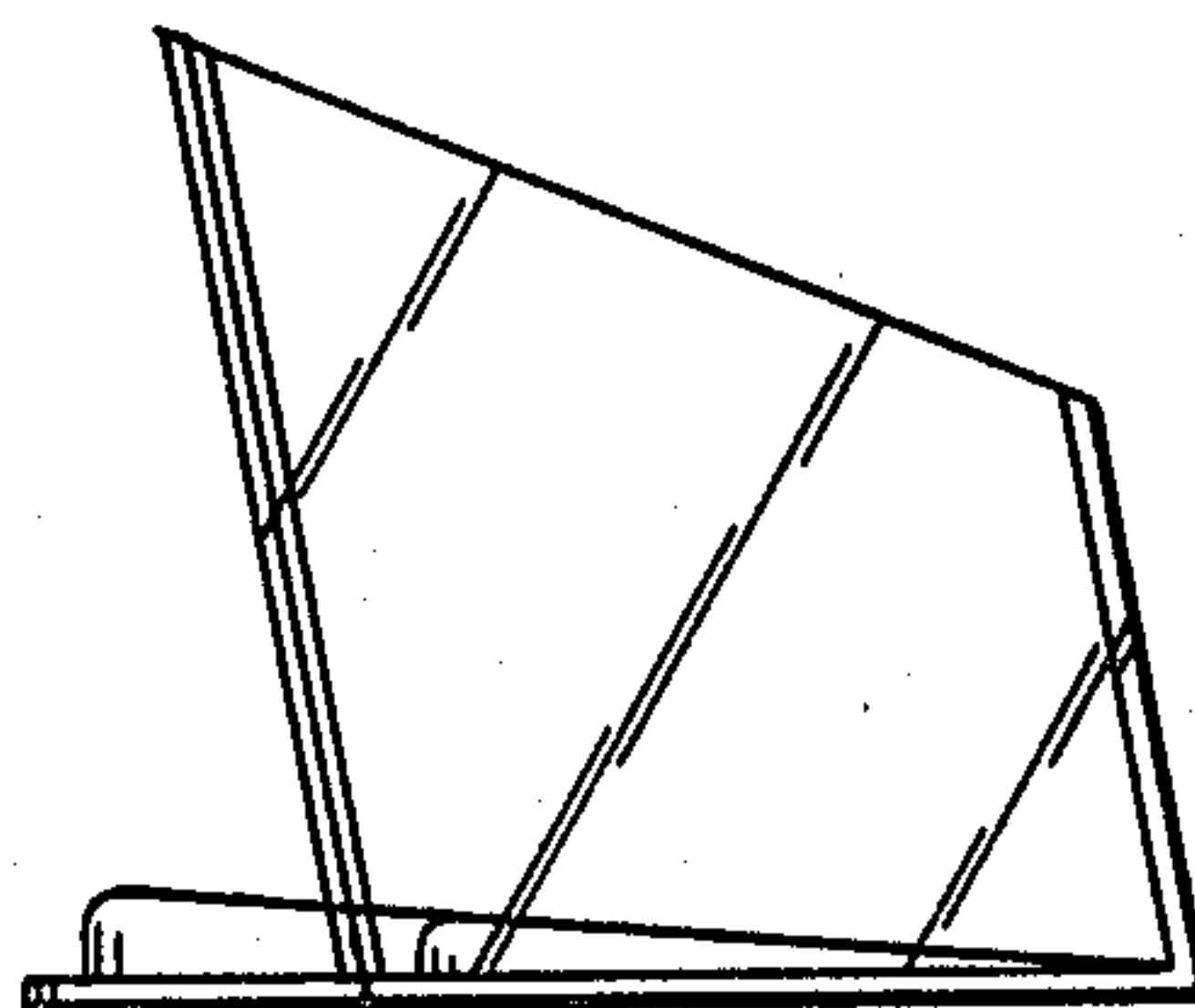


Fig. 3