

[54] MICROSCOPE LABORATORY SLIDE

[75] Inventor: Donald W. Valencia, El Dorado Hills, Calif.

[73] Assignee: Immuno Concepts, Inc., Sacramento, Calif.

[**] Term: 14 Years

[21] Appl. No.: 223,673

[22] Filed: Jan. 9, 1981

[52] U.S. Cl. D24/29; D24/99

[58] Field of Search 350/535, 536; D24/99, D24/29

[56] References Cited

U.S. PATENT DOCUMENTS

- D. 239,548 4/1976 Schiff et al. D24/29
- D. 258,388 2/1981 Parker D24/29 X
- D. 262,057 11/1981 Parker D24/99

- 3,141,548 7/1964 Newby 350/536
- 3,736,042 5/1973 Markovits et al. 350/536
- 3,796,042 5/1973 Elkins 350/536 X
- 3,961,346 6/1976 White 350/536 X

Primary Examiner—Bernard Ansher
Attorney, Agent, or Firm—Fulwider, Patton, Rieber, Lee & Utecht

[57] CLAIM

The ornamental design for a microscope laboratory slide, as shown and described.

DESCRIPTION

FIG. 1 is a perspective view of my new, original ornamental design for a microscope laboratory slide, transparency shading being omitted from the specimen well portions for ease of illustration;

FIG. 2 is a top plan view of the slide;

FIG. 3 is a right side elevational view of the slide;

FIG. 4 is a rear elevational view of the slide;

FIG. 5 is a bottom plan view thereof.

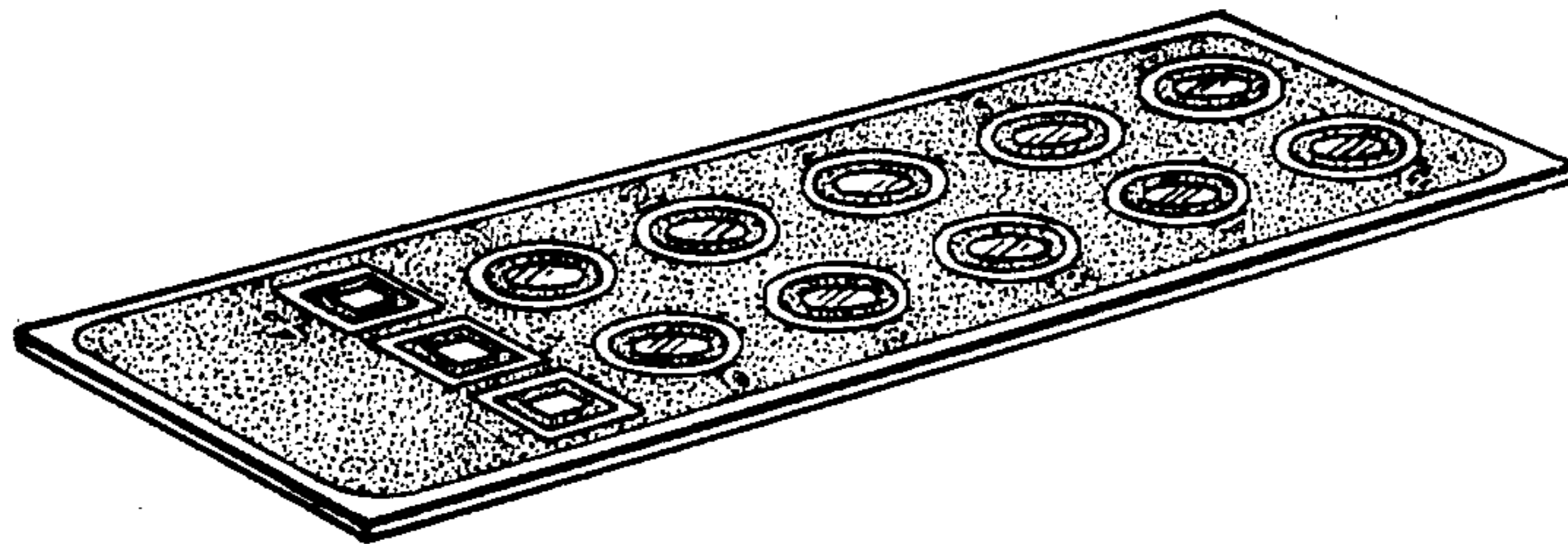


FIG. 1.

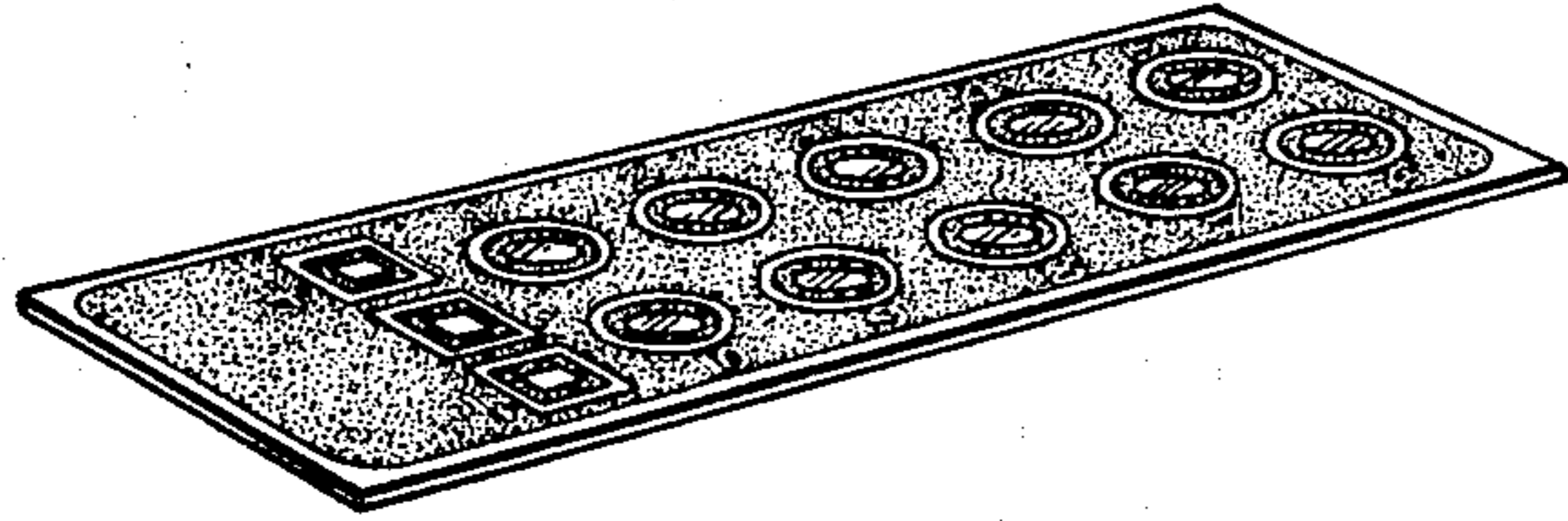


FIG. 3.



FIG. 2.




FIG. 4.



FIG. 5.

