

[54] **JUG**
 [75] **Inventor:** Guy A. Turnbull, Midland, Mich.
 [73] **Assignee:** The Dow Chemical Company,
 Midland, Mich.
 [**] **Term:** 14 Years
 [21] **Appl. No.:** 317,096
 [22] **Filed:** Nov. 2, 1981
 [52] **U.S. Cl.** D9/376
 [58] **Field of Search** D9/375, 376, 378, 381;
 215/1 R, 1 C

D. 230,708 3/1974 Hutter et al. D9/376
 D. 235,623 7/1975 Lloveras D9/42
 D. 237,255 10/1975 Plummer D9/52
 D. 243,656 3/1977 Hutter et al. D9/376
 D. 243,826 3/1977 Hutter et al. D9/53
 D. 248,829 8/1978 Anderson D9/44
 D. 248,830 8/1978 Anderson D9/52
 D. 248,831 8/1978 Anderson D9/52
 D. 250,572 12/1978 Sneed et al. D9/52
 D. 262,776 1/1982 Sandow D9/376

Primary Examiner—Robert C. Spangler
Attorney, Agent, or Firm—Burke M. Halldorson

[57] **CLAIM**

The ornamental design for a jug, substantially as shown and described.

[56] **References Cited**
U.S. PATENT DOCUMENTS

D. 200,014 1/1965 Mojonnier et al. D58/5
 D. 203,706 2/1966 Platte D58/5
 D. 207,243 3/1967 Kelly D58/5
 D. 210,003 1/1968 Macaulay et al. D9/53
 D. 216,581 2/1970 Hills D9/41
 D. 220,610 5/1971 Hills D9/48
 D. 227,443 6/1973 Weckman D9/40
 D. 228,230 8/1973 Cutler D9/52
 D. 229,483 12/1973 Cutler D9/175

DESCRIPTION

FIG. 1 is a front elevational view of a jug showing my new design, the opposite side being a mirror image of the side shown;
 FIG. 2 is an elevational view taken from the left of FIG. 1;
 FIG. 3 is an elevational view taken from the right of FIG. 1; and
 FIG. 4 is a top plan view thereof.

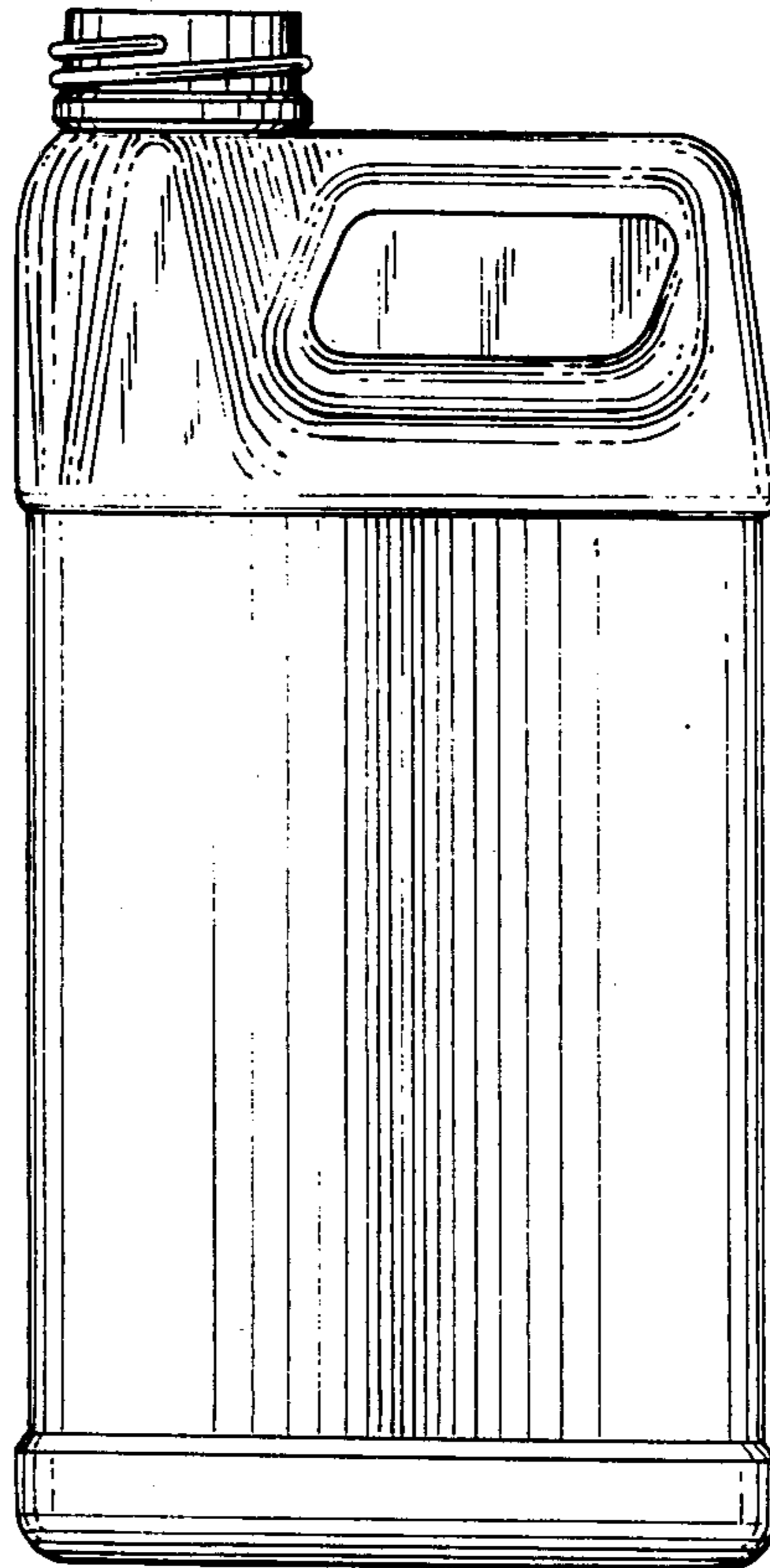


Fig. 3

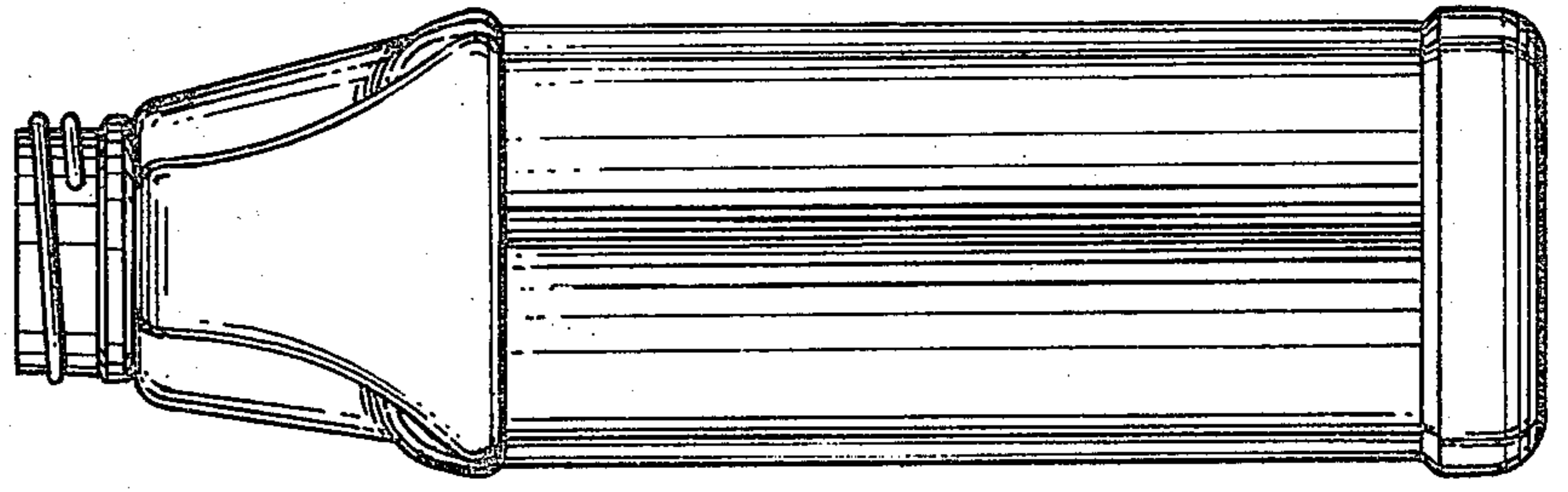


Fig. 4

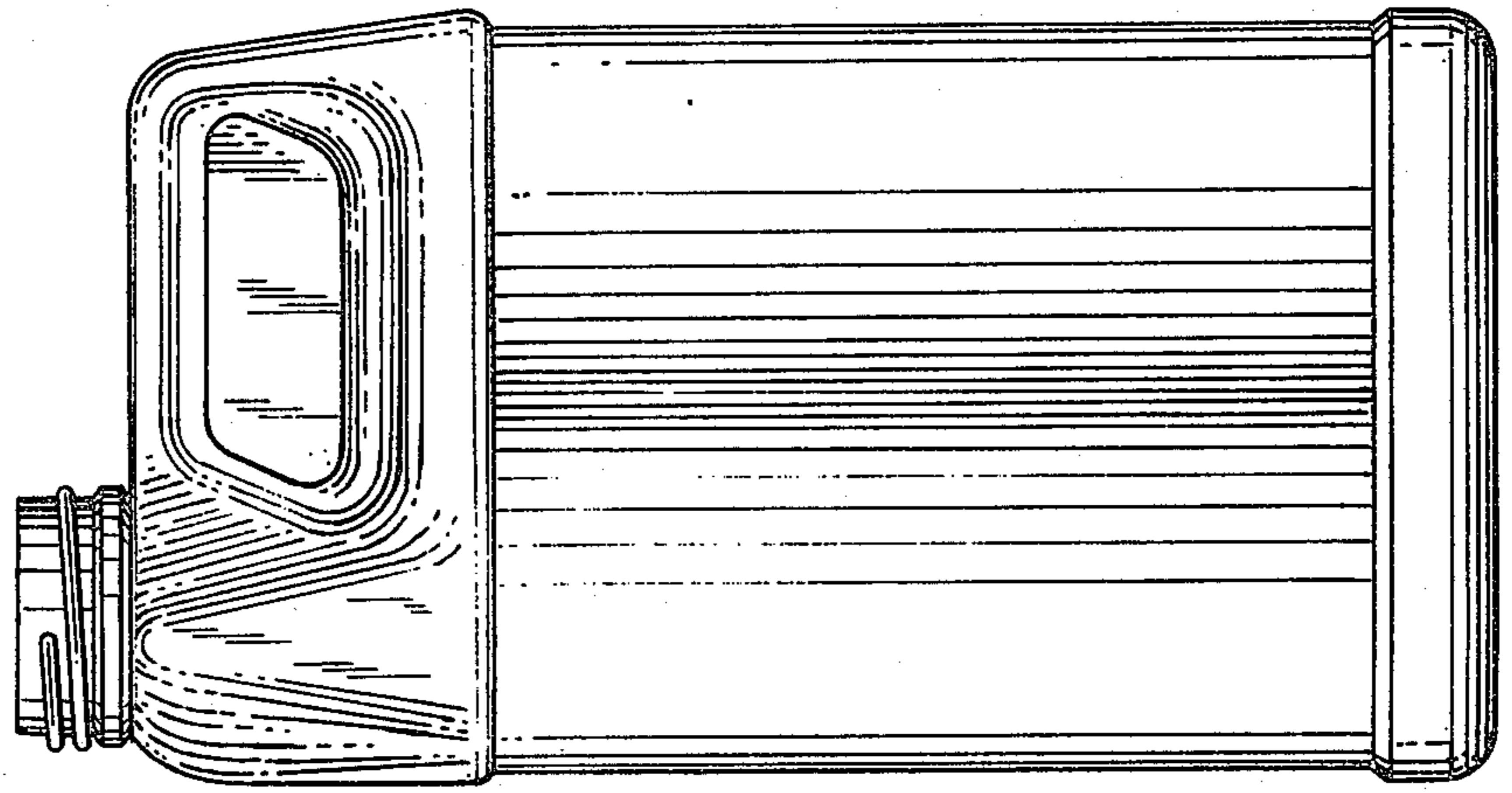
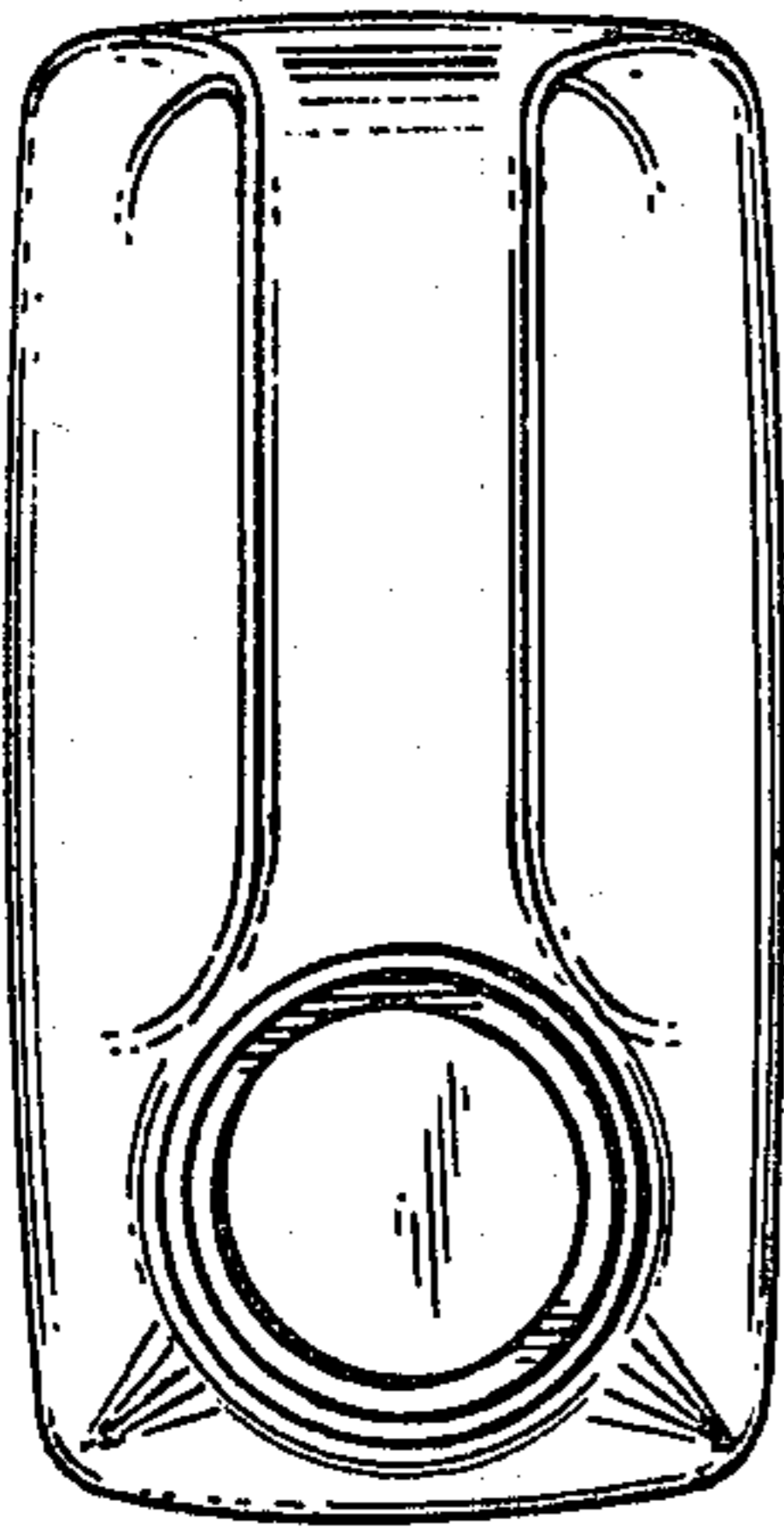


Fig. 1

Fig. 2

