

[54] **ANIMAL EAR TAG SHIELD**

[75] **Inventor:** Francis W. Child, Eagle Bend, Minn.

[73] **Assignee:** Child Laboratories Inc., Cody, Wyo.

[\*\*] **Term:** 14 Years

[21] **Appl. No.:** 295,779

[22] **Filed:** Aug. 24, 1981

[52] **U.S. Cl.** ..... D30/43

[58] **Field of Search** ..... D30/33, 43, 99;  
 40/300-304, 20 R, 20 A, 22; 24/90 A, 204, 208,  
 108; 119/156-160

[56] **References Cited**

**U.S. PATENT DOCUMENTS**

1,203,590	11/1916	Day	119/156
3,405,688	10/1968	Gerhardi	119/156
3,552,051	1/1971	Ritchey	40/301
3,595,201	7/1971	Dumas	40/301 X
3,934,368	1/1976	Fearing	40/301
3,958,353	5/1976	Hayes	40/301
4,176,482	12/1979	Steckel	40/301
4,344,240	8/1982	Schiller	40/301 X
4,359,015	11/1982	Ritchey	119/156

**FOREIGN PATENT DOCUMENTS**

536595	2/1922	France	40/301
15055	of 1892	United Kingdom	40/301
15280	of 1903	United Kingdom	40/301
11197	of 1905	United Kingdom	40/301
25481	of 1911	United Kingdom	40/301
1372769	11/1974	United Kingdom	40/300

**OTHER PUBLICATIONS**

*Wisconsin Agriculturist*, Jul. 12, 1980, p. 18.  
*The Farmer*, Jun. 6, 1981, pp. 40 and 41.

*Primary Examiner*—Catherine E. Kemper  
*Attorney, Agent, or Firm*—Burd, Bartz & Gutenkauf

[57] **CLAIM**

The ornamental design for an animal ear tag shield, substantially as shown and described.

**DESCRIPTION**

FIG. 1 is a front elevational view of an animal ear tag shield showing my new design;  
 FIG. 2 is a rear elevational view thereof;  
 FIG. 3 is a side elevational view thereof; and  
 FIG. 4 is a sectional view taken along the line 4—4 of FIG. 1.

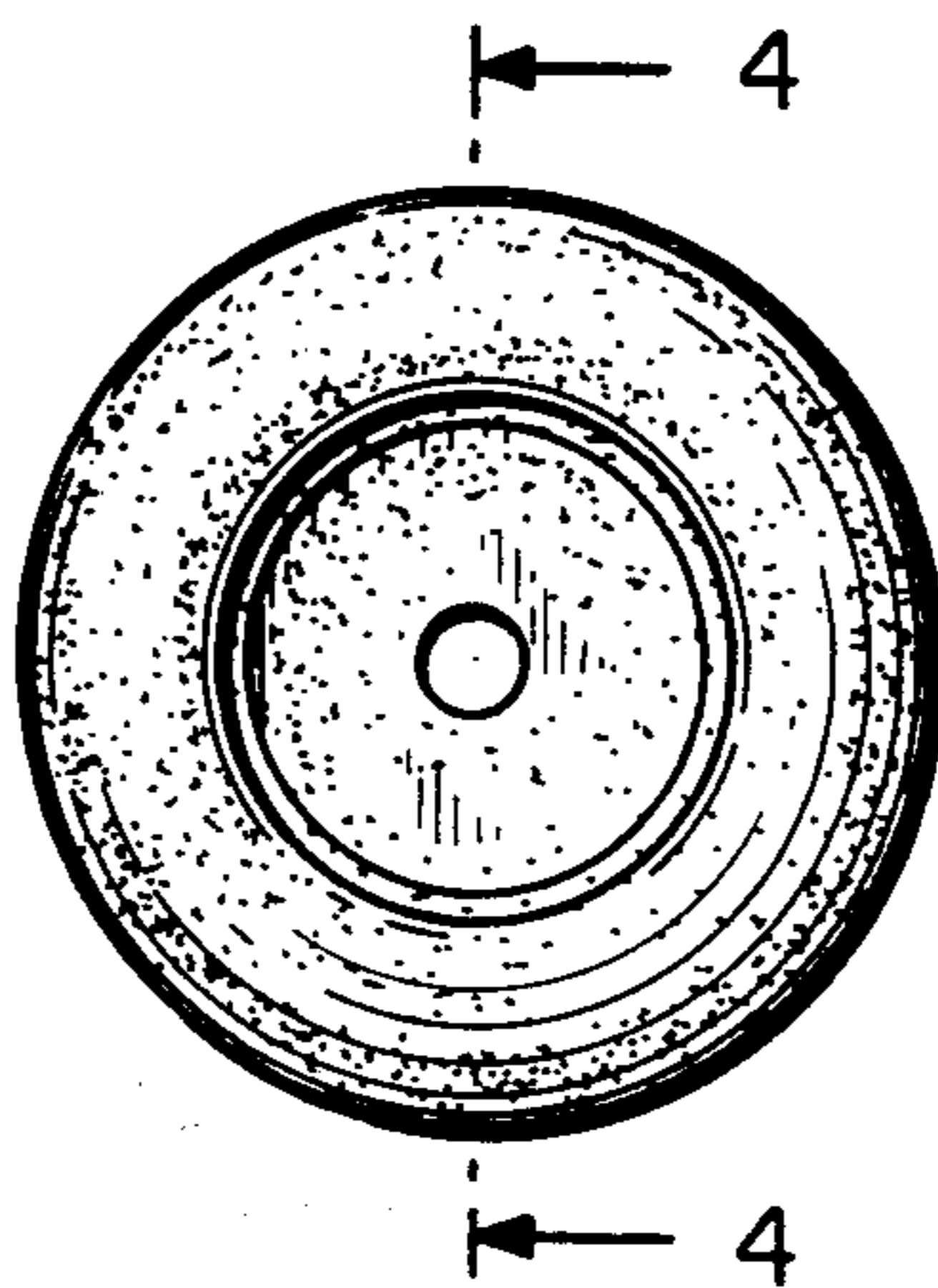


FIG. 1

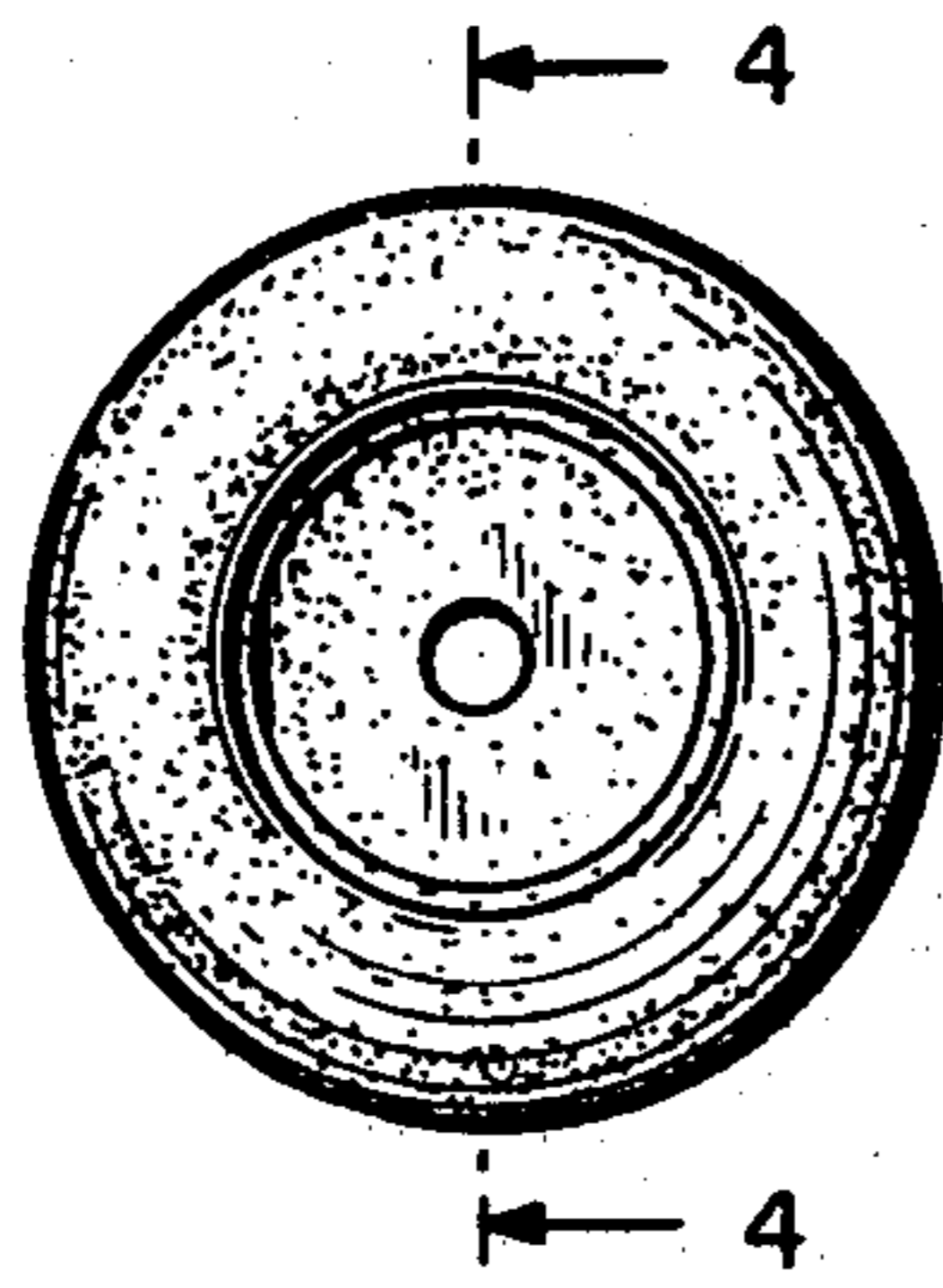


FIG. 2

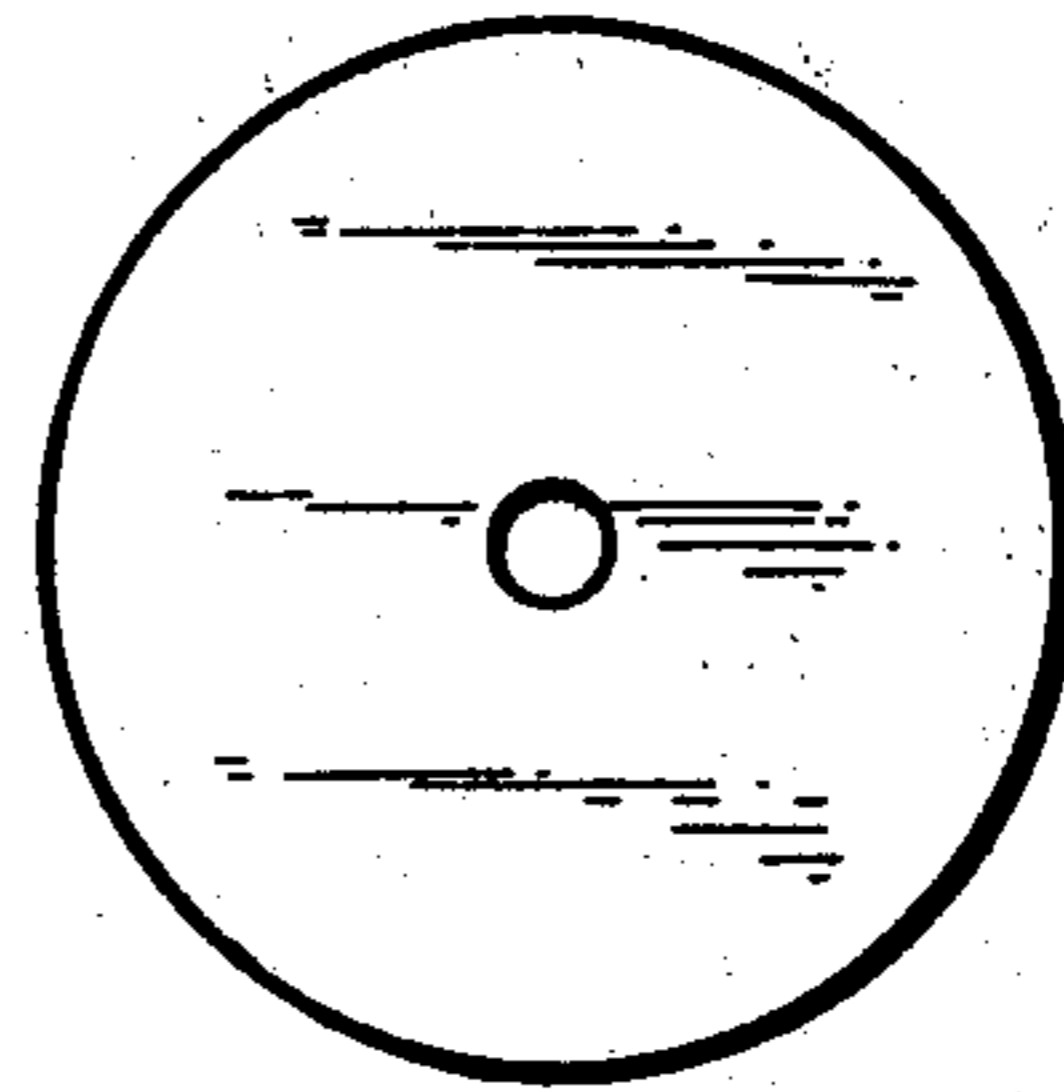


FIG. 3




FIG. 4

