

[54] **ELONGATED PATCH FOR ARMREST
PANEL FOR VEHICLES**

[76] Inventor: **John B. Grussner**, 5123 Argonne,
Trenton, Mich. 48183

[**] Term: **14 Years**

[21] Appl. No.: **347,411**

[22] Filed: **Feb. 11, 1982**

[52] U.S. Cl. **D12/155**

[58] Field of Search **D12/155; 293/153;
297/411; D6/194**

[56] **References Cited**

U.S. PATENT DOCUMENTS

D. 195,298	5/1963	Kerr	D6/194
2,766,463	10/1956	Bendersky	297/411
3,446,530	5/1969	Rowland	297/411

Primary Examiner—James M. Gandy

Attorney, Agent, or Firm—Burton, Parker & Schramm

[57] **CLAIM**

The ornamental design for an elongated patch for armrest panel for vehicles, as shown and described.

DESCRIPTION

FIG. 1 is a perspective view of an elongated patch for armrest panel for vehicles for use on the left hand side of a vehicle showing my new design;
FIG. 2 is a top plan view thereof;
FIG. 3 is a front elevational view thereof;
FIG. 4 is a bottom plan view thereof;
FIG. 5 is a rear elevational view thereof;
FIG. 6 is an end elevational view thereof;
FIG. 7 is an opposite end elevational view thereof; and
FIG. 8 is a side elevational view of an elongated patch for armrest panel for vehicles showing a second embodiment of my new design, the sole difference being that it is for use on the right hand side of a vehicle.

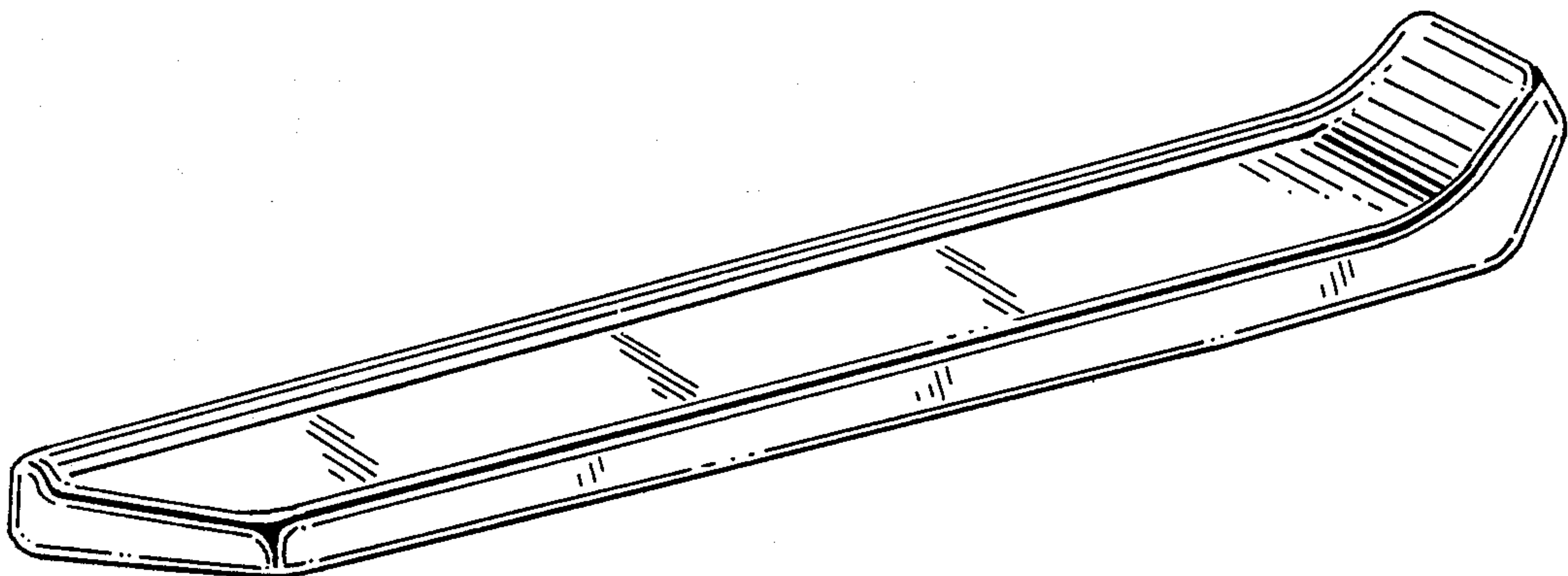


FIG. 1

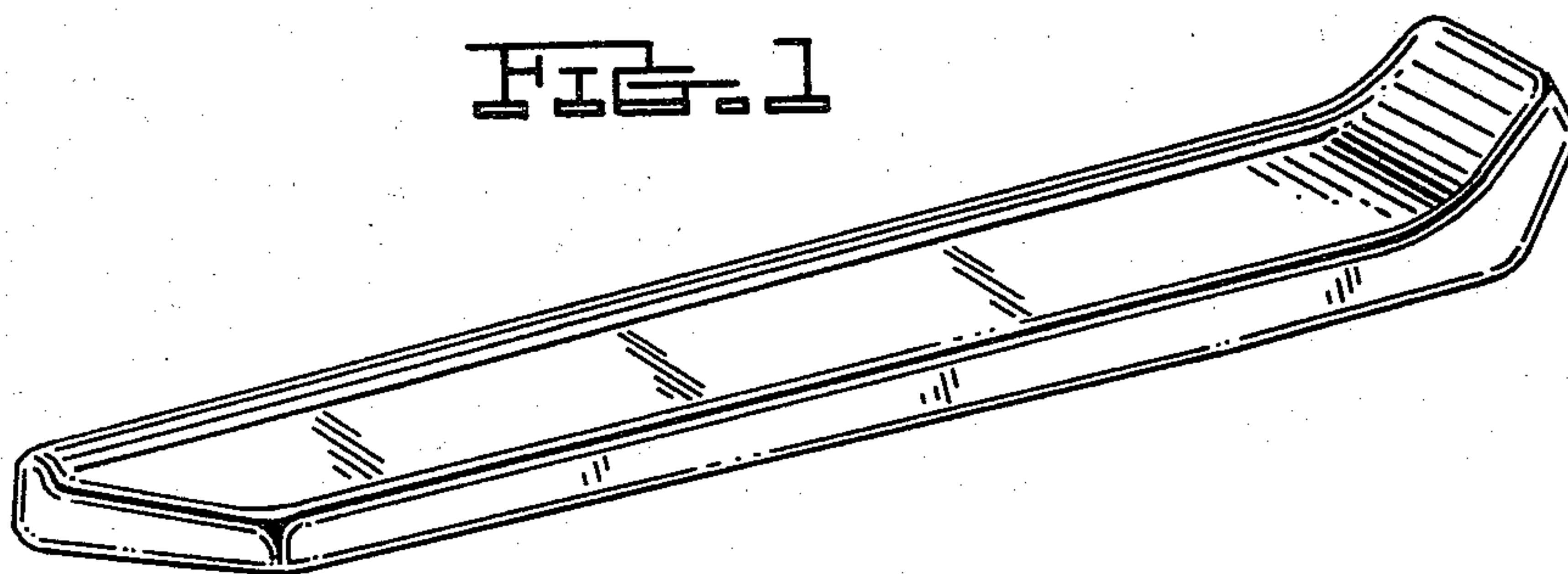


FIG. 2

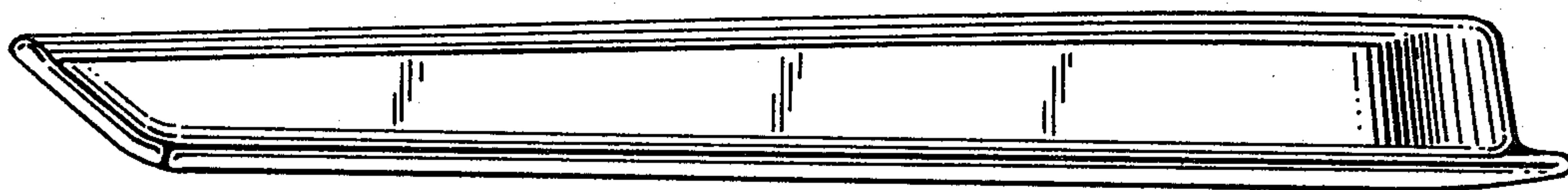


FIG. 3




FIG. 4

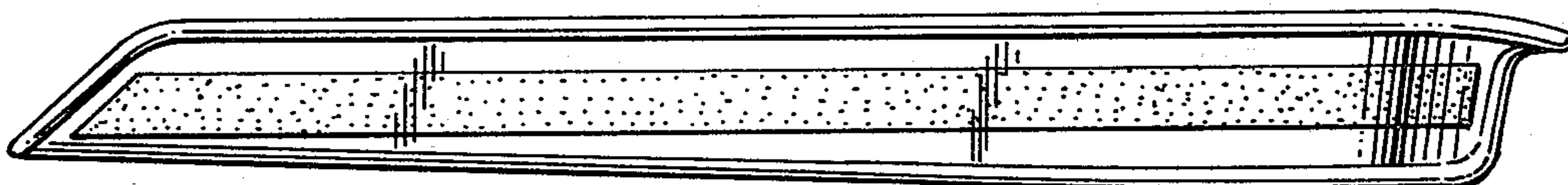


FIG. 5



FIG. 6




FIG. 7




FIG. 8

