

[54] STRENGTH METER

[76] Inventor: Charlton Sadler, P.O. Box 446, Brooksville, Fla. 33512

[**] Term: 14 Years

[21] Appl. No.: 339,048

[22] Filed: Jan. 12, 1982

Related U.S. Application Data

[63] Continuation-in-part of Ser. No. 45,080, Jun. 4, 1979, Pat. No. 263,568.

[52] U.S. Cl. D10/83

[58] Field of Search D10/46, 83, 85, 102, D10/96; 73/379

[56] References Cited

U.S. PATENT DOCUMENTS

- D. 154,135 6/1949 Moffett D10/102 X
- D. 158,945 6/1950 Dow D10/57 X
- D. 177,889 5/1956 Waters D10/83

- D. 194,481 1/1963 Noorlander D10/96
- D. 232,448 8/1974 Anderson D10/83
- D. 233,625 11/1974 Bluem D10/85
- D. 247,553 3/1978 Breuer D10/83
- D. 247,554 3/1978 Breuer D10/83
- 3,081,634 3/1963 Blaszkowski 73/379
- 3,611,807 10/1971 Brandell 73/379
- 3,672,219 6/1972 Van Patten 73/379

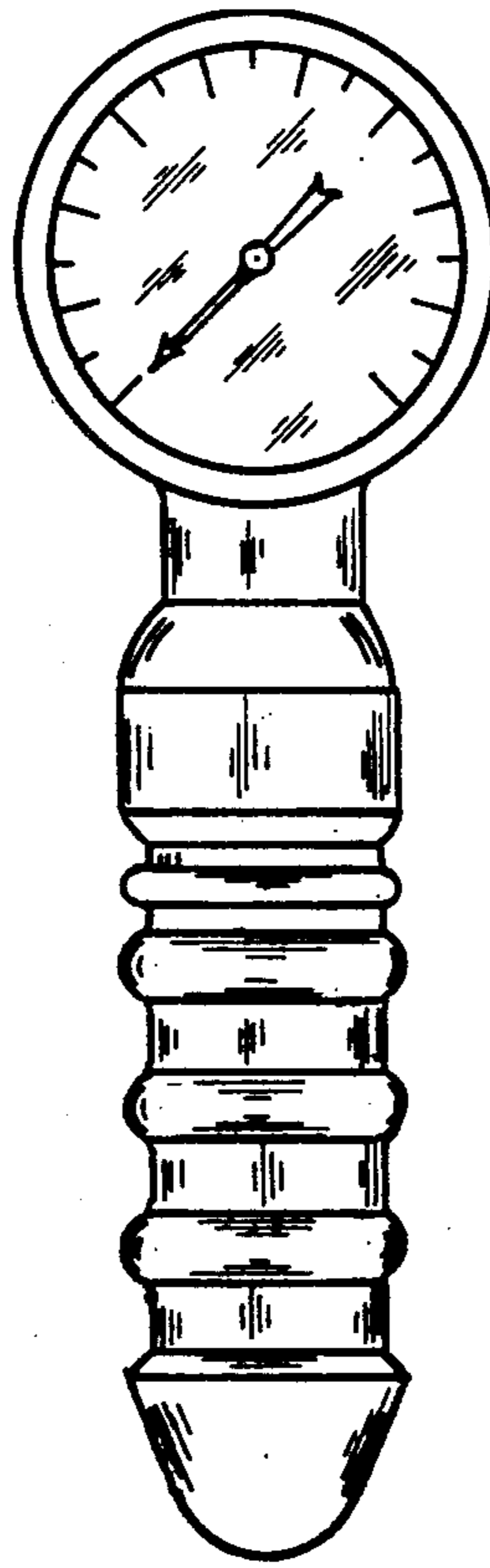
Primary Examiner—Nelson C. Holtje
Attorney, Agent, or Firm—Frijouf, Rust & Pyle

[57] CLAIM

The ornamental design for a strength meter, as shown and described.

DESCRIPTION

FIG. 1 is a front elevational view of a strength meter showing my new design;
 FIG. 2 is a rear elevational view thereof;
 FIG. 3 is a right side elevational view thereof, the left side being a mirror image thereto;
 FIG. 4 is a top plan view thereof;
 FIG. 5 is a bottom plan view thereof.



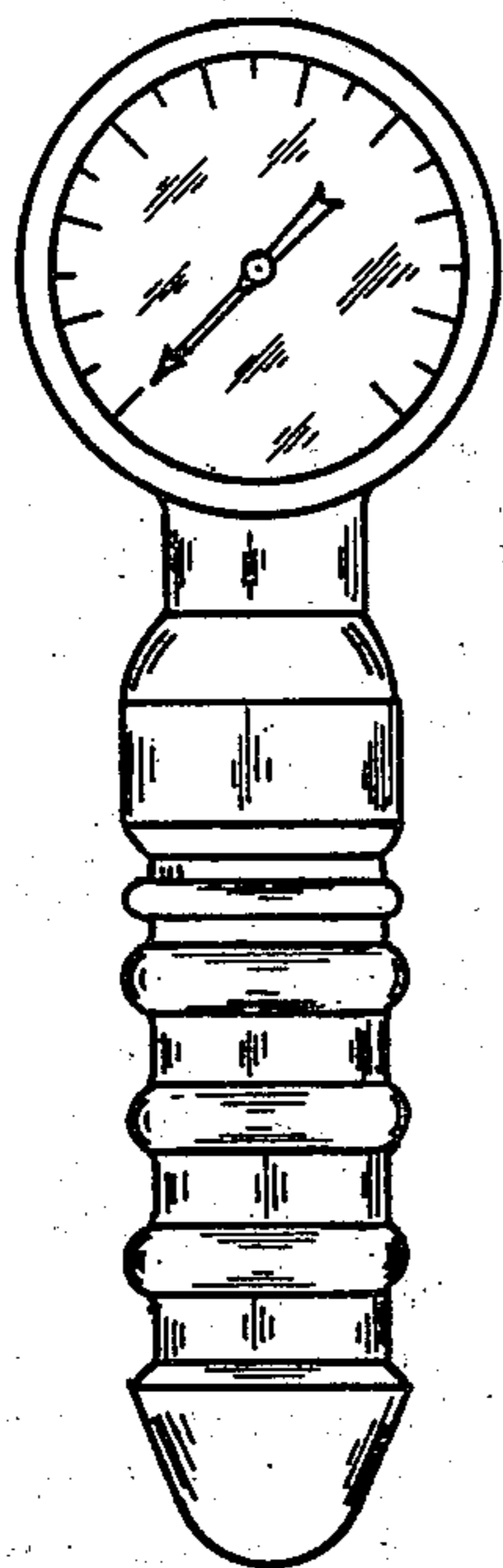


FIG. 1

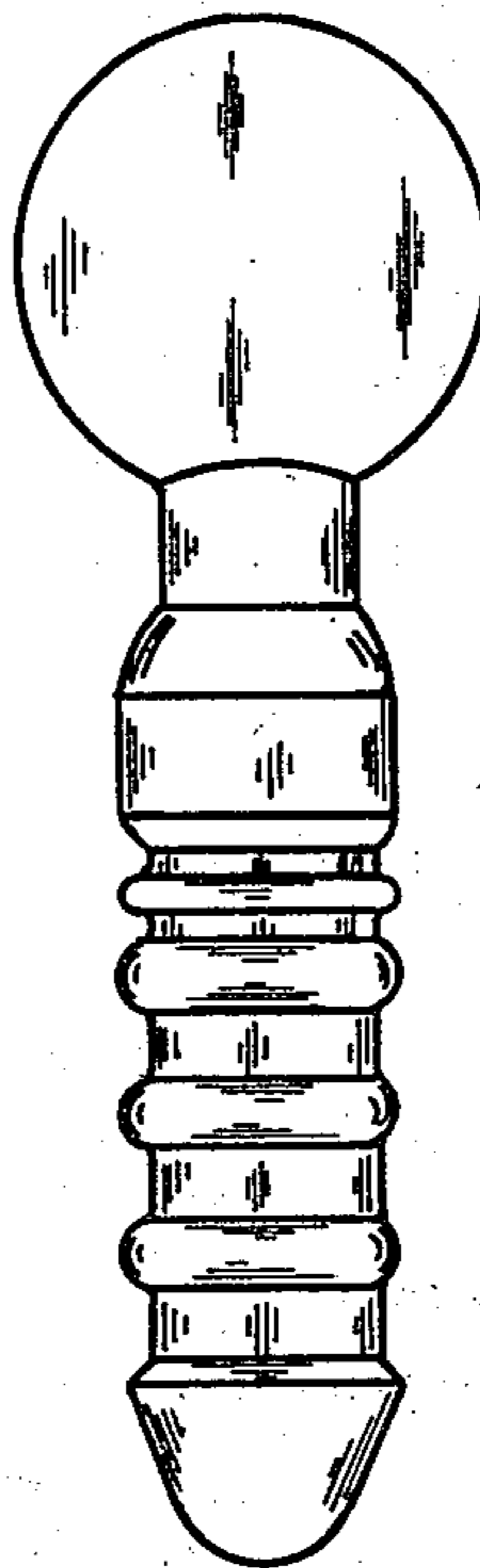


FIG. 2

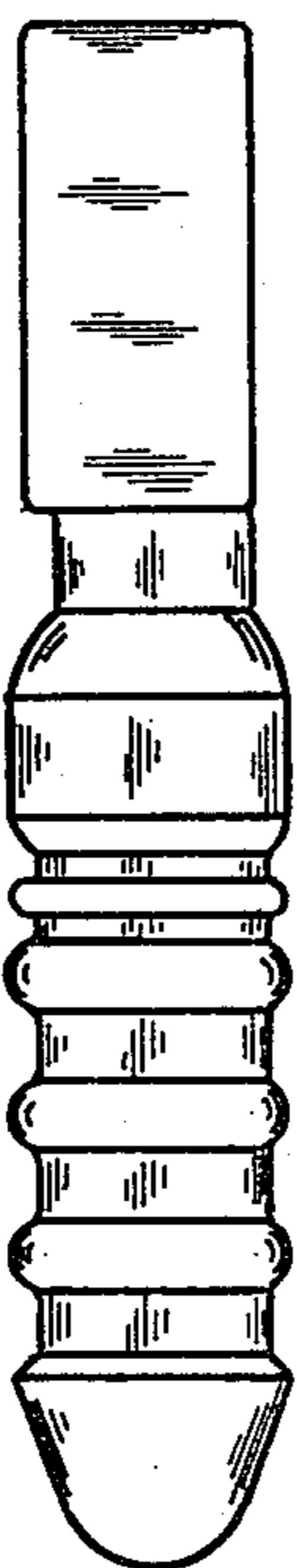


FIG. 3

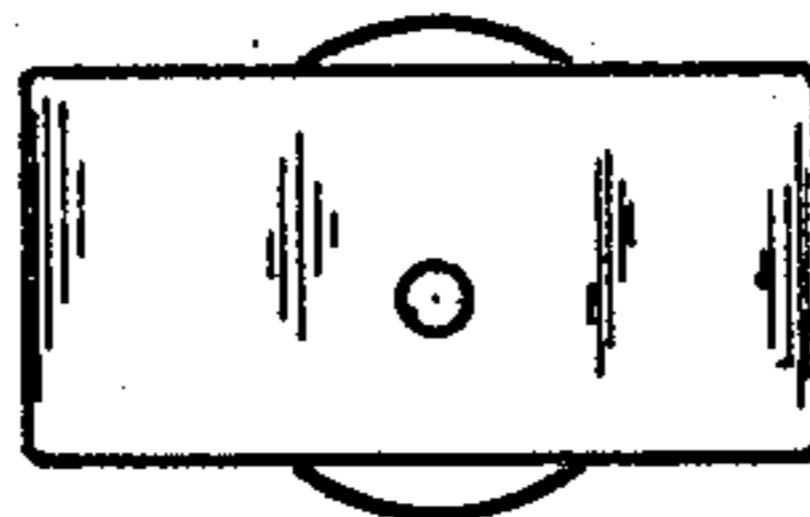


FIG. 4

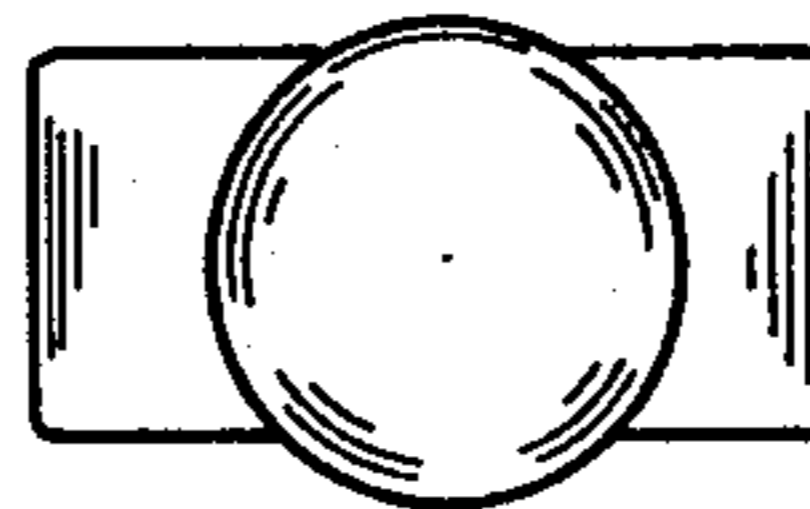


FIG. 5