

[54] COFFEE FILTER HOLDER

[76] Inventors: Brian J. Gavin; Christopher C. Gavin; Michael T. Gavin, all of 3380 Merrick Rd., Seaford, L.I., N.Y. 11783

[**] Term: 14 Years

[21] Appl. No.: 382,575

[22] Filed: May 27, 1982

[52] U.S. Cl. D7/400; D7/47

[58] Field of Search D7/47, 400, 70, 68, D7/43

[56] References Cited

U.S. PATENT DOCUMENTS

| | | | |
|------------|---------|------------------|----------|
| D. 47,785 | 9/1915 | Grasberger | D7/70 |
| D. 252,845 | 9/1979 | Gavin | D7/400 X |
| 1,979,771 | 11/1934 | Potter | D7/70 X |
| 2,234,397 | 3/1941 | Bentz | D7/400 X |
| 2,835,191 | 5/1958 | Clurman | D7/400 X |
| 2,859,878 | 11/1958 | Spiselman | D7/400 X |
| 4,221,670 | 9/1980 | Ziemek | D7/47 X |

Primary Examiner—Winifred E. Herrmann
Attorney, Agent, or Firm—Dennison, Meserole, Pollack & Scheiner

[57] CLAIM

The ornamental design for a coffee filter holder, as shown and described.

DESCRIPTION

FIG. 1 is a top front perspective view of a coffee filter holder showing our new design; FIG. 2 is a top plan view of FIG. 1. FIG. 3 is a front elevation of FIG. 1. FIG. 4 is a bottom plan view of FIG. 1. FIG. 5 is a side elevation taken from the right of FIG. 1. FIG. 6 is a top front perspective view of a modification of our new coffee filter holder. FIG. 7 is a top plan view of FIG. 6. FIG. 8 is a front elevation of FIG. 6. FIG. 9 is a bottom plan view of FIG. 6. FIG. 10 is a side elevation taken from the right of FIG. 6.






FIG. 1




FIG. 2




FIG. 3

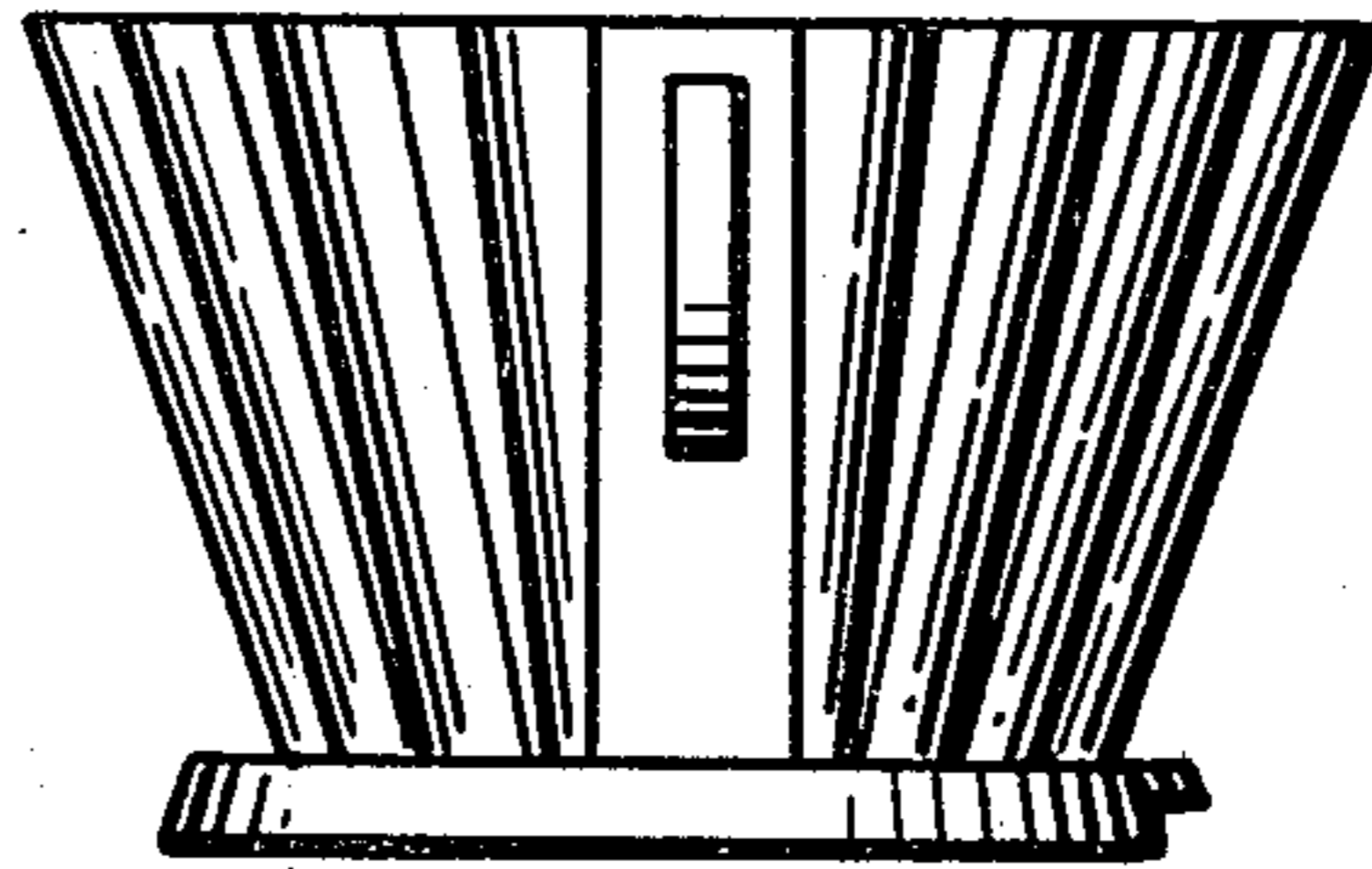


FIG. 5




FIG. 4




FIG. 6




FIG. 7




FIG. 8




FIG. 10




FIG. 9

