

[54] DISPOSABLE SWAB APPLICATOR PACKAGE WITH STANDBY RESERVOIR

[76] Inventor: Jack W. Kaufman, 357 Frankel Blvd., Merrick, N.Y. 11566

[**] Term: 14 Years

[21] Appl. No.: 524,419

[22] Filed: Aug. 18, 1983

Related U.S. Application Data

[62] Division of Ser. No. 246,379, Mar. 23, 1981.

[52] U.S. Cl. D24/34; D24/17; D24/99; D9/345; D9/415

[58] Field of Search 401/132; 206/229, 361; 604/1, 358, 369; 128/759; D9/345, 415; D24/17, 34, 99

[56] References Cited

U.S. PATENT DOCUMENTS

D. 256,727 9/1980 Borg et al. D24/17
3,826,259 7/1974 Bailey 206/229 X

4,053,053 10/1977 Tumangday 206/229 X
4,140,409 2/1979 De Vries 401/132 X
4,173,978 11/1979 Brown 401/132 X
4,360,020 11/1982 Hitchcock, Jr. et al. 401/132 X

Primary Examiner—Bernard Ansher
Attorney, Agent, or Firm—Lackenbach, Siegel,
Marzullo, Presta & Aronson

[57] CLAIM

The ornamental design for a disposable swab applicator package with standby reservoir, substantially as shown and described.

DESCRIPTION

FIG. 1 is a perspective view of a disposable swab applicator package with standby reservoirs; showing my new design;
FIG. 2 is a left-side plan view thereof, (the right side being a mirror image thereof);
FIG. 3 is a typical end view thereof;
FIG. 4 is a bottom plan view thereof; and
FIG. 5 is a bottom plan view, similar to FIG. 4, but showing a further modification of my design with triple standby reservoirs.

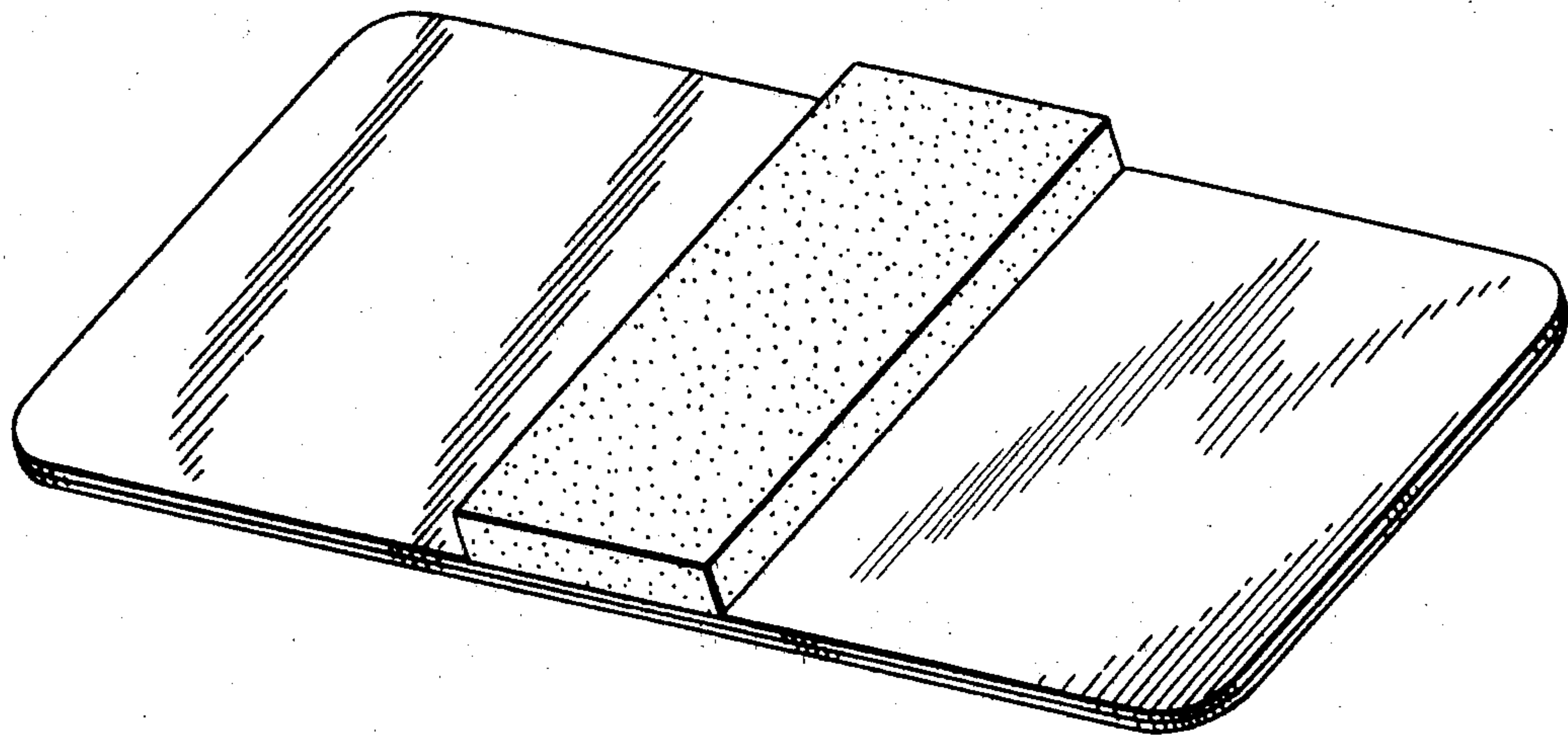


FIG. 1

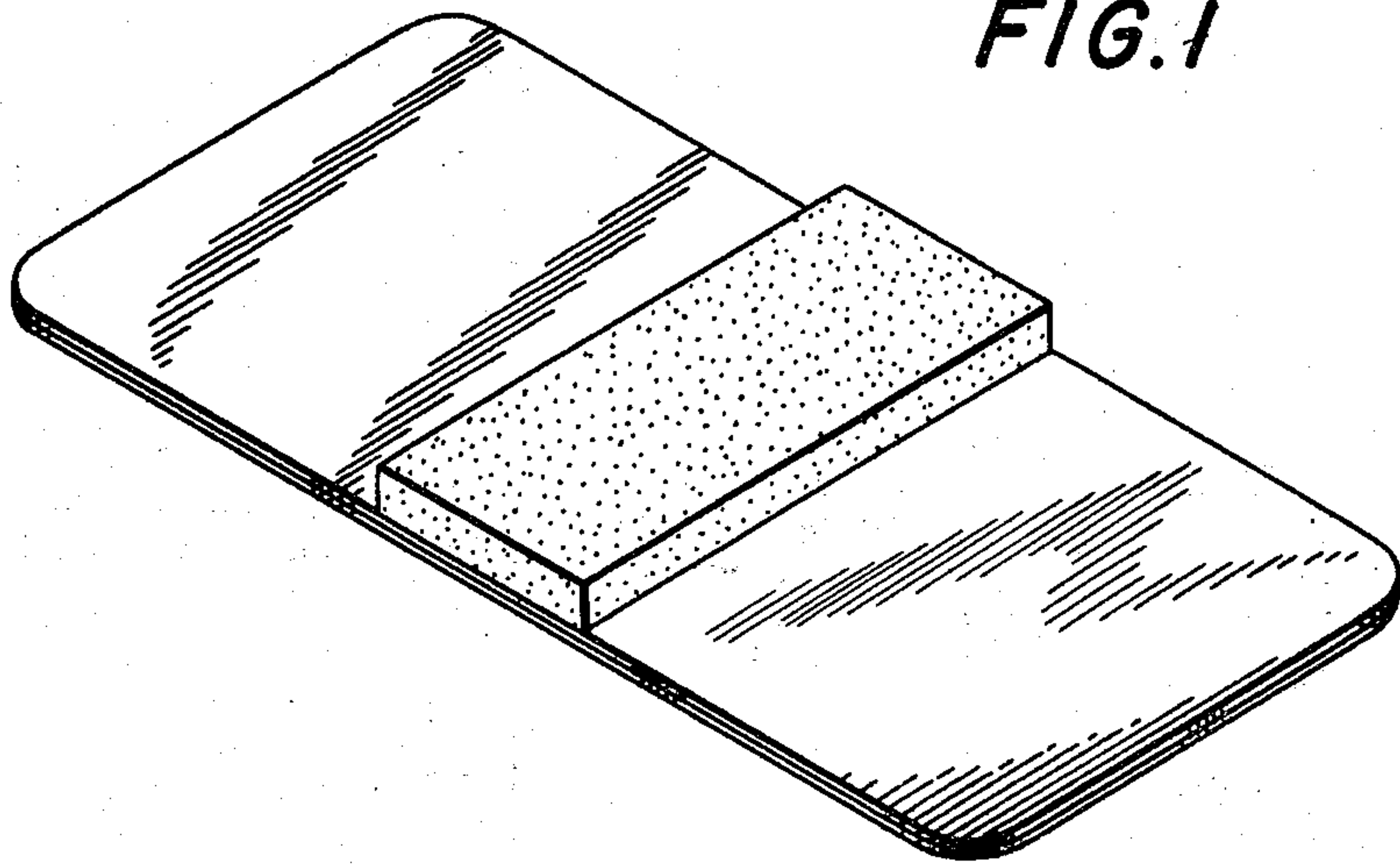


FIG. 2




FIG. 3

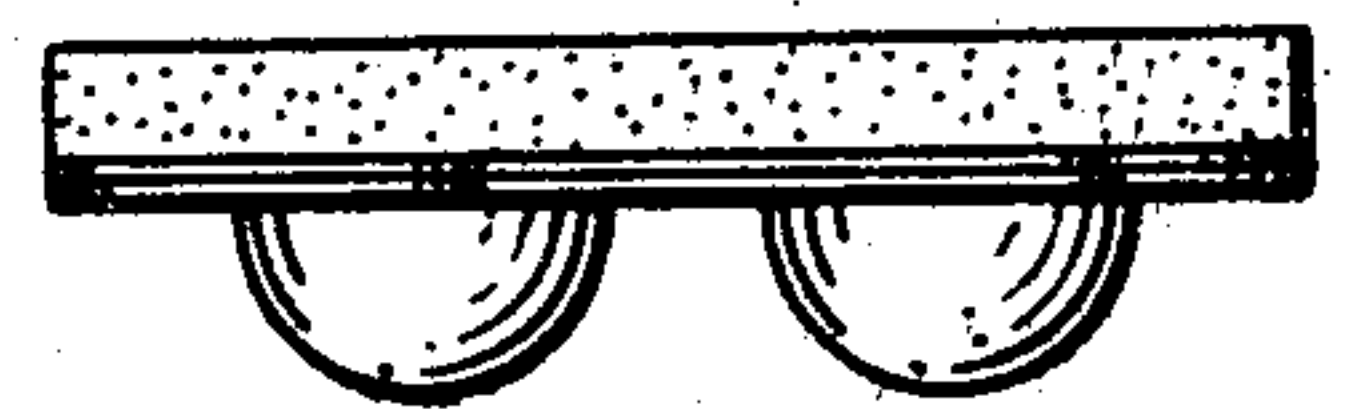


FIG. 4

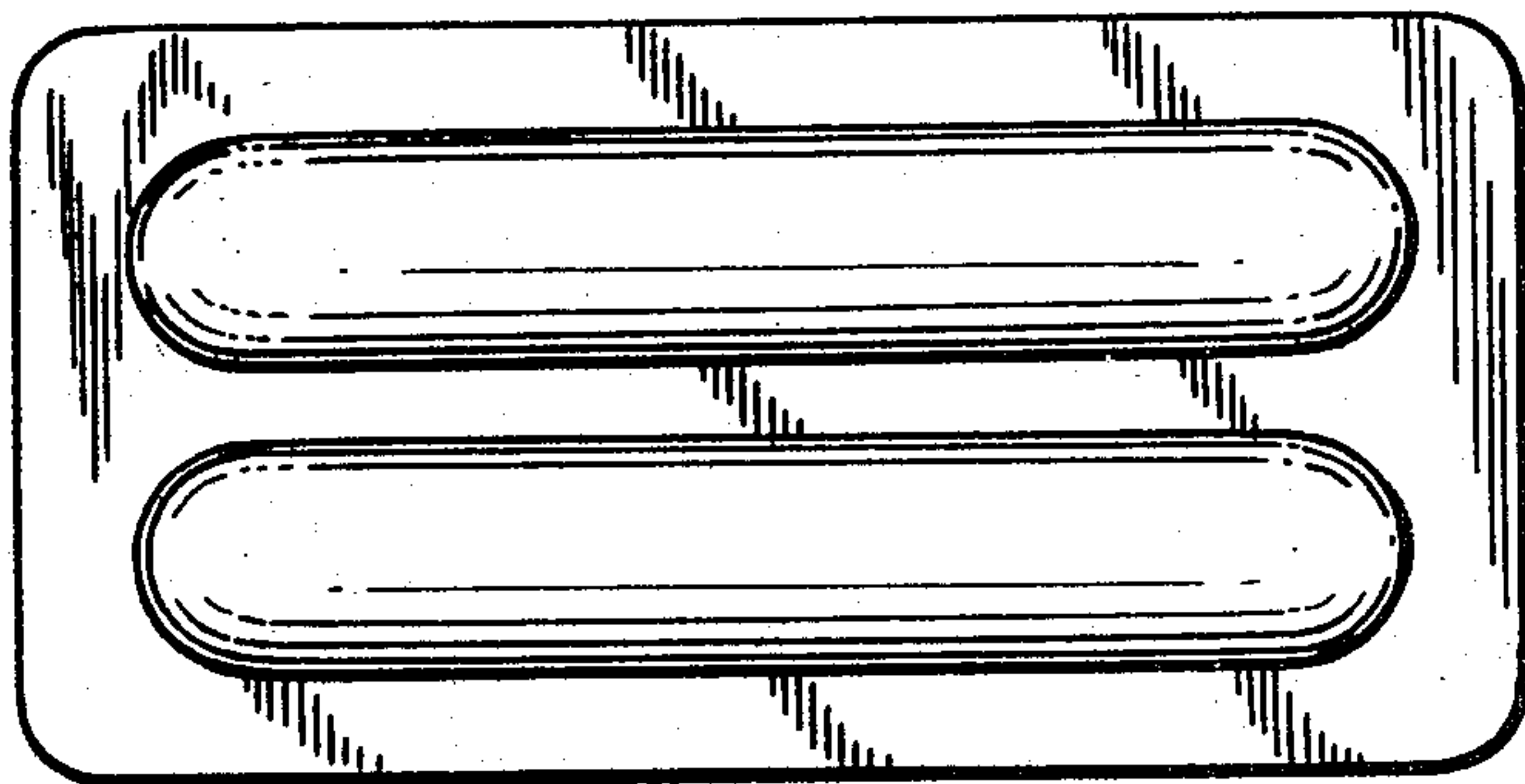


FIG. 5

