

[54] **GLASS ROSETTE FOR ENCLOSING CHANDELIER SOCKETS AND LIGHTBULBS OR THE LIKE**

[76] Inventor: **Igor Sverdlin**, 1213 Neilson St., Apt. 5E, Far Rockaway, N.Y. 11691

[**] Term: **14 Years**

[21] Appl. No.: **330,149**

[22] Filed: **Dec. 14, 1981**

[52] U.S. Cl. **D26/138; D7/1; D7/29; D11/139; D26/128; D26/131**

[58] Field of Search **D26/72, 80-92; 20/128-134; 127/137, 140, 138, 142, 143; 362/122, 806, 351, 355, 363, 404, 405, 406, 408, 433, 437, 439, 442, 443; D7/1, 29; D11/139, 148, 143, 149, 152, 153, 154, 157**

[56] **References Cited**

U.S. PATENT DOCUMENTS

D. 237,339	10/1975	Knowles	D7/1 X
1,207,156	12/1916	Freeman	362/437
3,146,955	9/1964	Sabuco	362/122

FOREIGN PATENT DOCUMENTS

231563 2/1964 Austria 362/806

OTHER PUBLICATIONS

Progress Lighting Catalog #108, ©1964, p. 88, Chandelier #P4010.

Progress Lighting Catalog #112, ©1972, p. 94, Chandelier #P4005.

Primary Examiner—Susan J. Lucas

Attorney, Agent, or Firm—Thomas R. Morrison

[57] **CLAIM**

The ornamental design for glass rosette for enclosing chandelier sockets and lightbulbs or the like, as shown.

DESCRIPTION

FIG. 1 is a top view of a glass rosette for enclosing chandelier sockets and lightbulbs or the like showing my new design;

FIG. 2 is a side elevation thereof;

FIG. 3 is a side elevation taken along line 3—3 of FIG. 1; and

FIG. 4 is a bottom view.

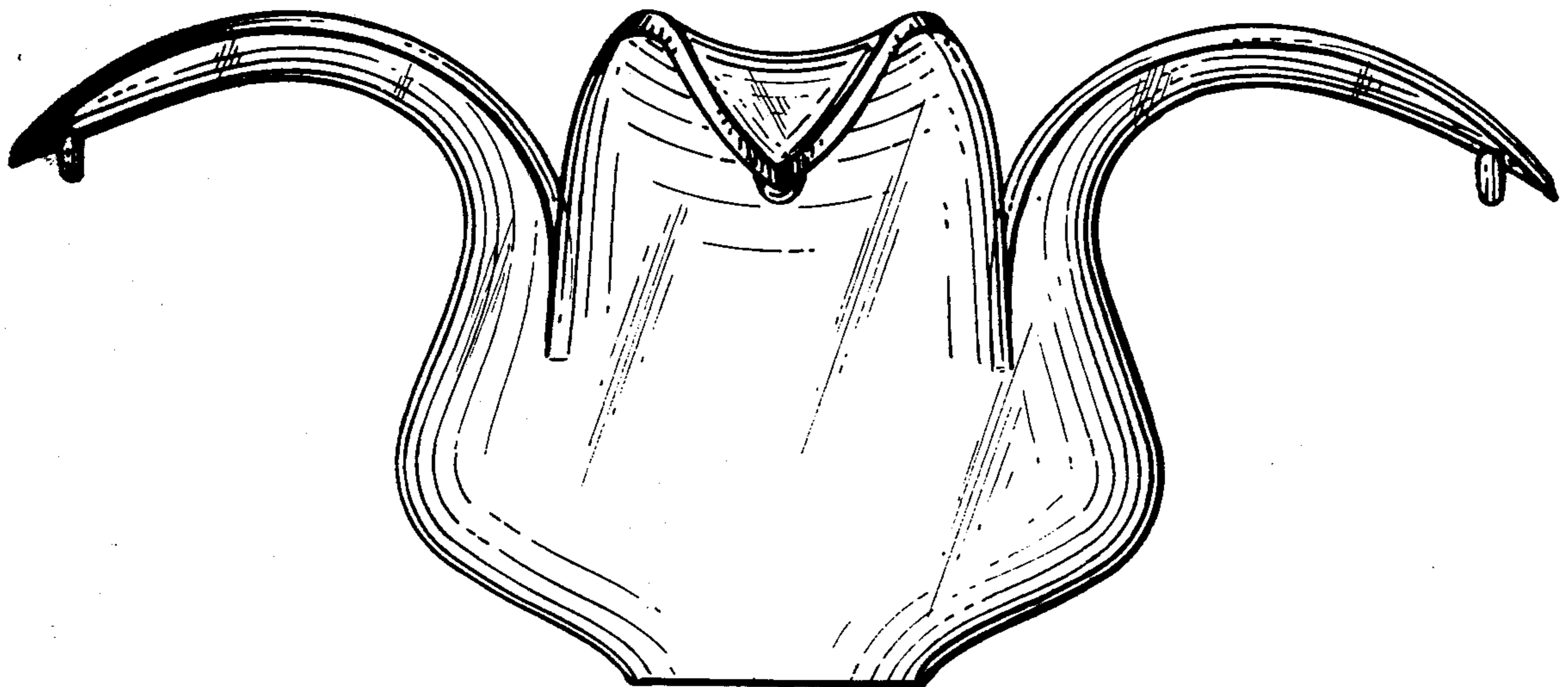


FIG. 1

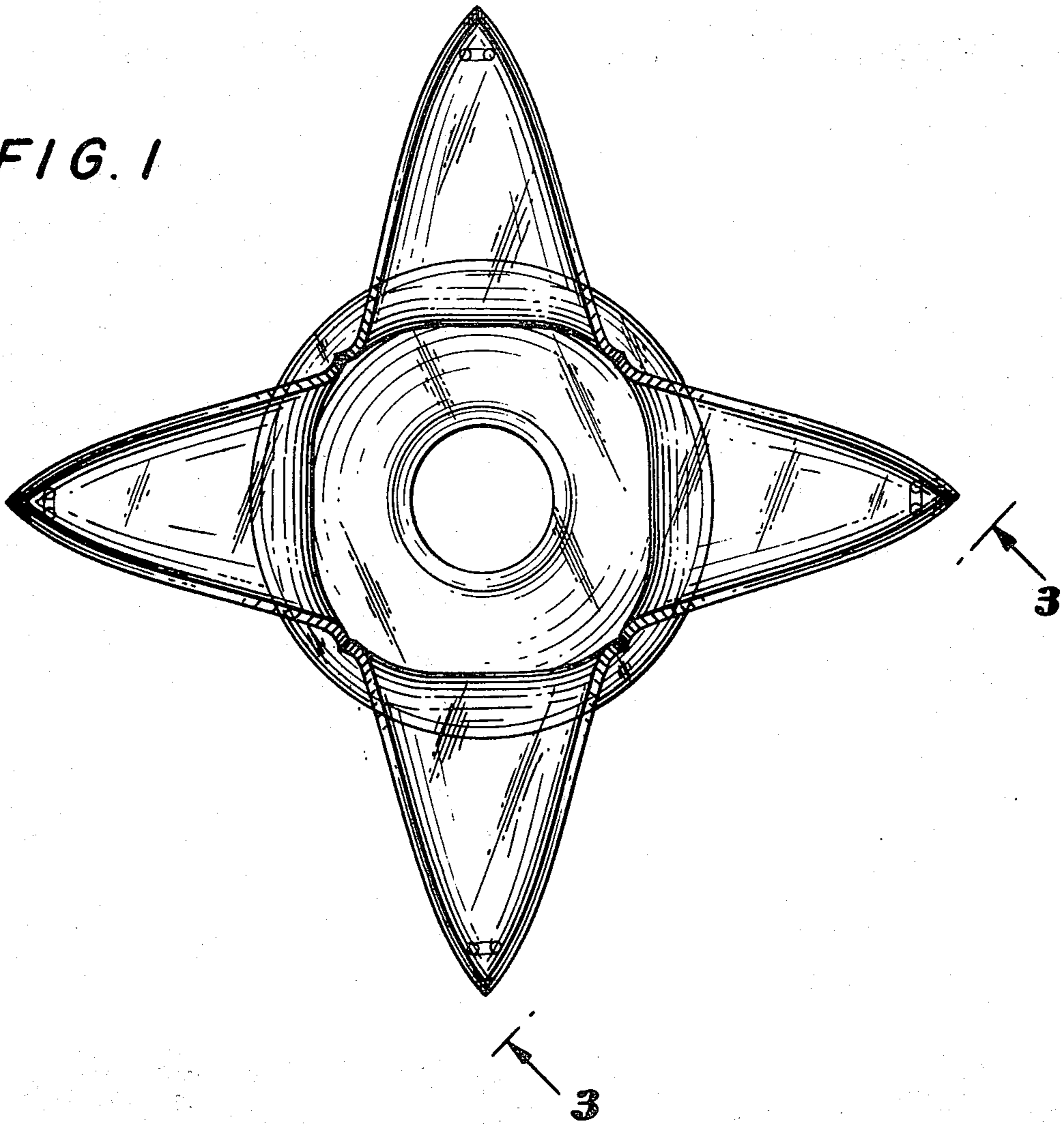


FIG. 2

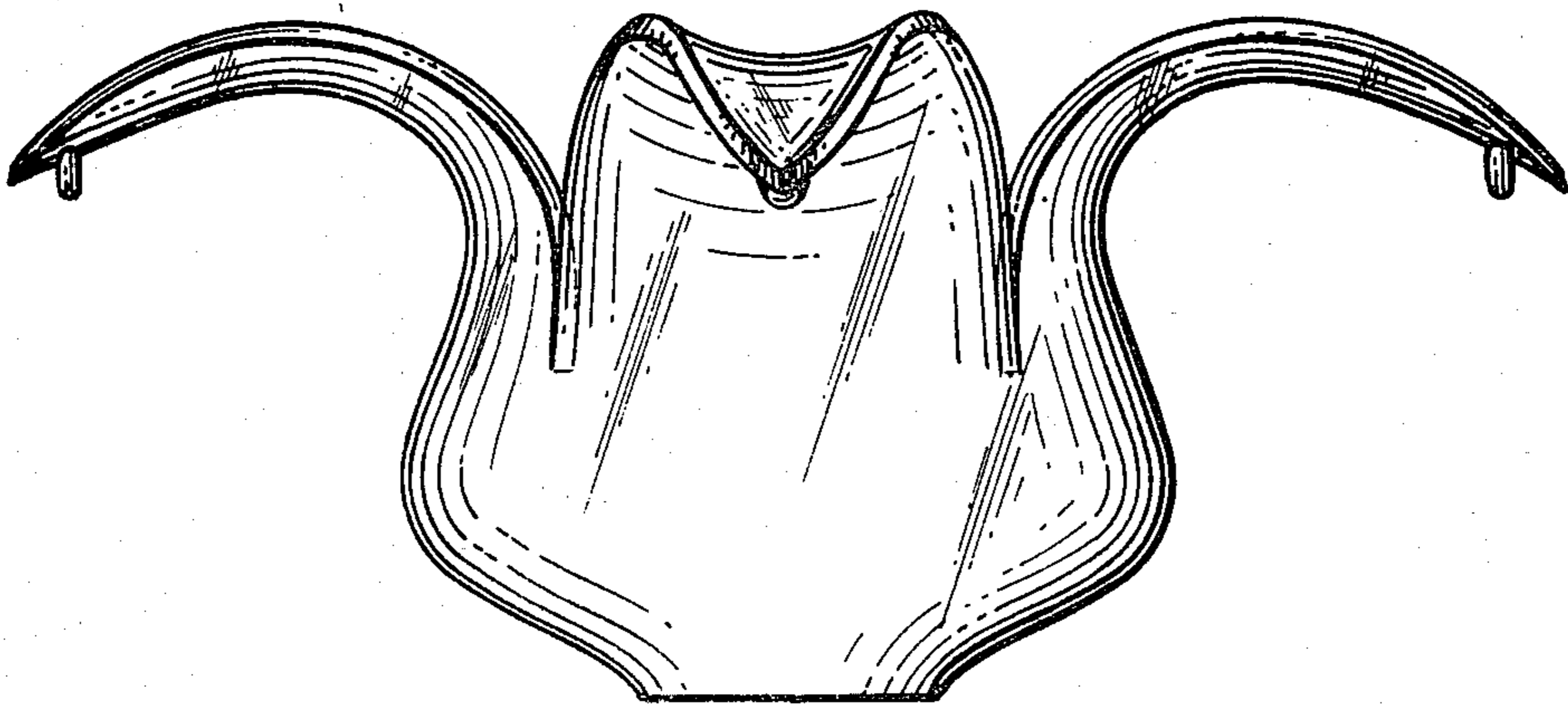


FIG. 3

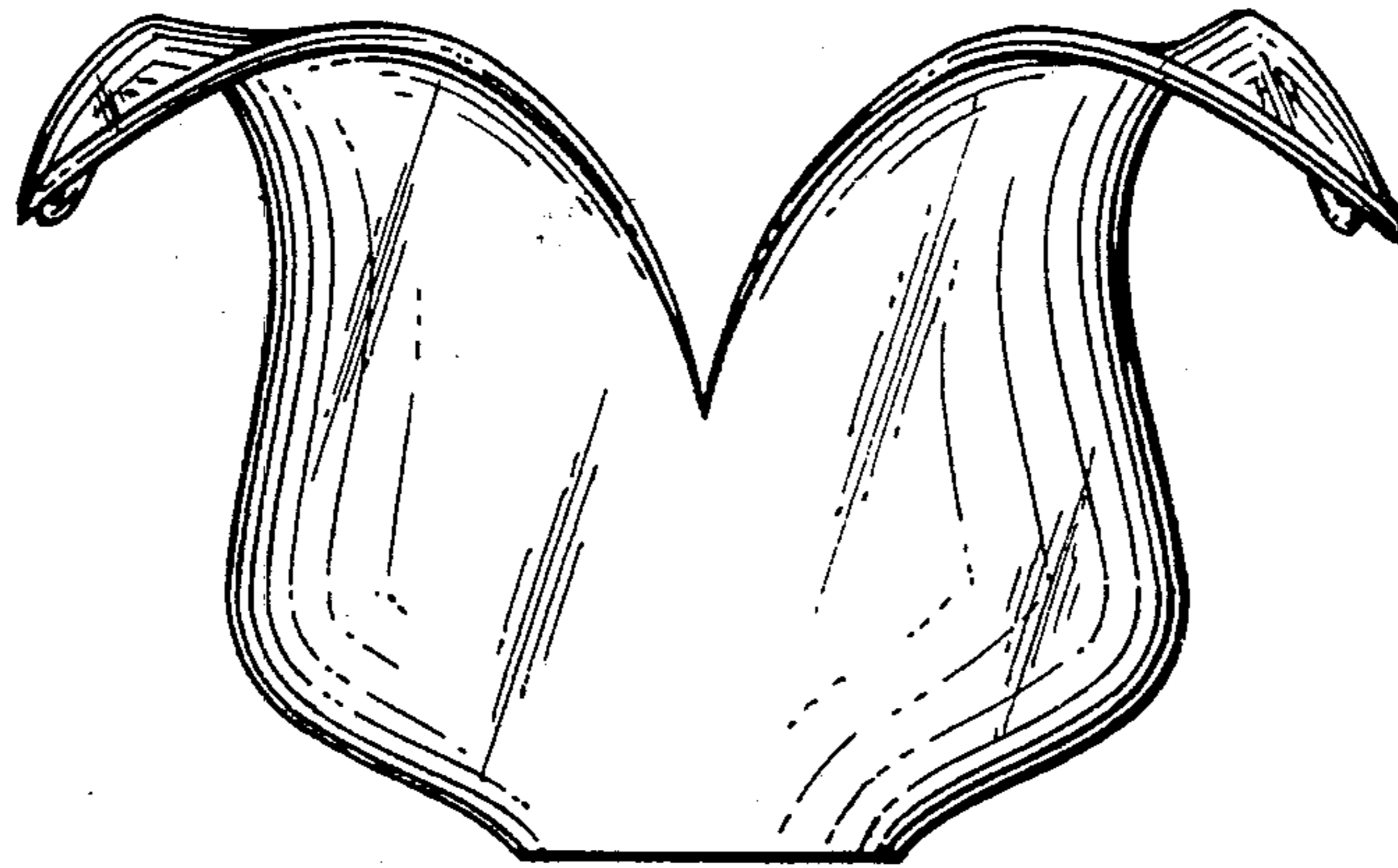


FIG. 4

