

[54] **ELECTRONIC ALARM**
 [75] Inventors: **Ka W. Wong, Ngau Tau Kok; Albert K. H. Au, Wanchai, both of China**
 [73] Assignee: **Mattel, Inc., Hawthorne, Calif.**
 [**] Term: **14 Years**
 [21] Appl. No.: **335,954**
 [22] Filed: **Dec. 30, 1981**
 [52] U.S. Cl. **D10/106; D14/57**
 [58] Field of Search **D10/116, 106, 121; D14/68, 95, 57; 340/539, 541, 545, 546, 550-555, 565, 567, 568, 571, 572**

D. 261,118 10/1981 Perhacs, Jr. D10/106 X
 3,465,325 9/1969 Goldfarb et al. 340/545 X
 3,537,094 10/1970 Hawkins et al. 340/545 X
 3,890,513 6/1975 Barleen D10/106 X

Primary Examiner—Bernard Ansher
Attorney, Agent, or Firm—James G. O'Neill; Ron M. Goldman; Roy A. Ekstrand


[57] **CLAIM**

The ornamental design for an electronic alarm, as shown and described.

DESCRIPTION

FIG. 1 is a perspective view of the present invention design;
 FIG. 2 is a top plan view thereof;
 FIG. 3 is a front elevational view thereof;
 FIG. 4 is a left-side elevational view thereof;
 FIG. 5 is a right-side elevational view thereof;
 FIG. 6 is a rear elevational view thereof; and
 FIG. 7 is a bottom plan view thereof.

[56] **References Cited**
U.S. PATENT DOCUMENTS
 D. 242,778 12/1976 Goble et al. D10/106
 D. 242,779 12/1976 Goble et al. D10/106
 D. 254,727 4/1980 Mitumori D10/116
 D. 260,008 7/1981 Wistrand D10/106



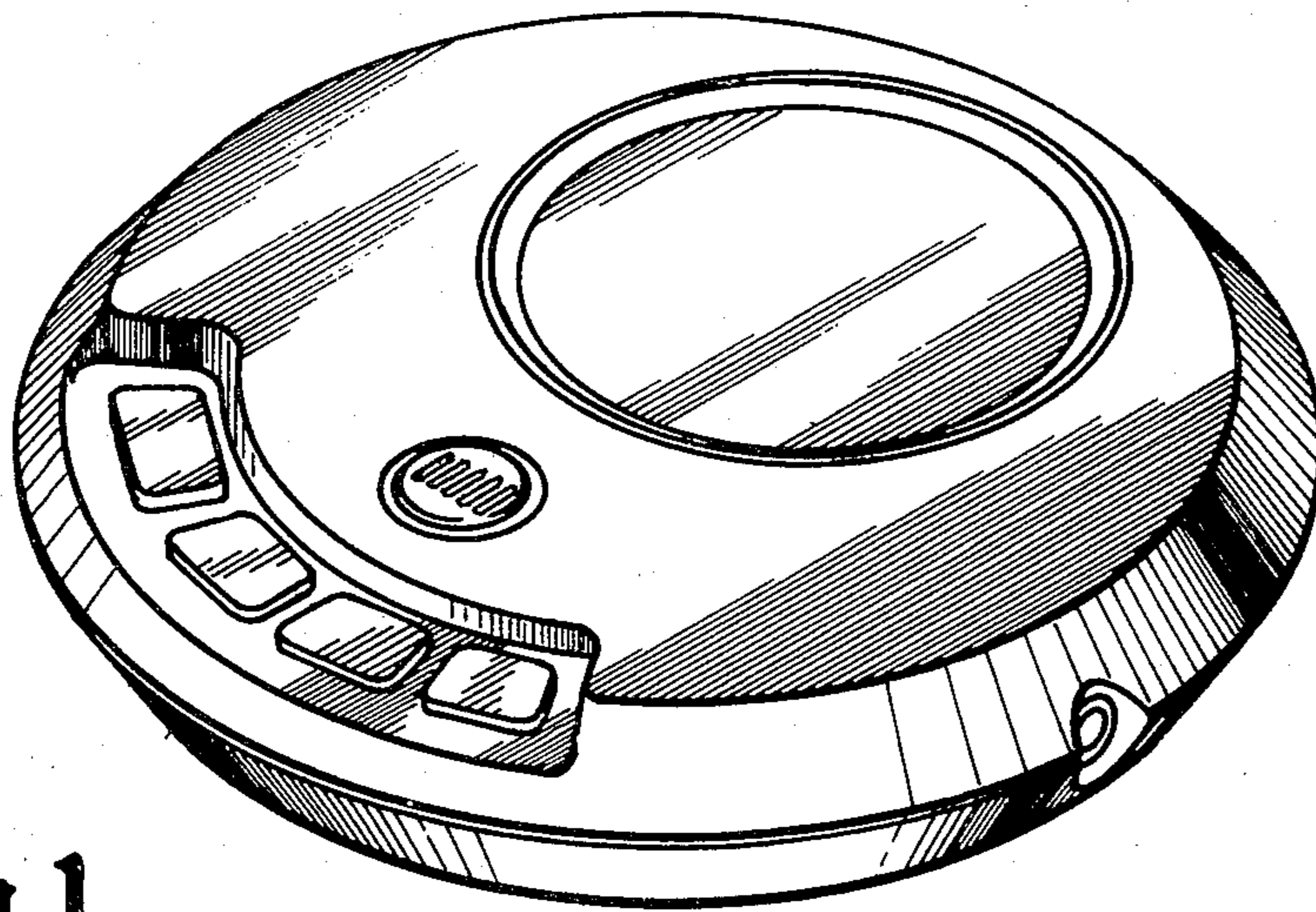


Fig. 1.




Fig. 2.

Fig. 3.




Fig. 4.




Fig. 5.




Fig. 6.




Fig. 7.

