

[54] **WALL-MOUNTED TOWEL RACK**

[75] Inventor: **Jersy Boroch**, Saint Ismier, France

[73] Assignee: **Allibert S.A.**, Grenoble, France

[\*\*] Term: **14 Years**

[21] Appl. No.: **368,821**

[22] Filed: **Apr. 15, 1982**

[30] **Foreign Application Priority Data**

Oct. 15, 1981 [XH] Hague ..... DM 000/978

[52] U.S. Cl. .... **D6/99**

[58] Field of Search ..... D6/86, 99, 103; D28/73;  
211/13, 16, 60 R, 71, 75, 87, 96, 100, 105.1, 123,  
168, 171; 206/581; 248/315; 108/25, 29, 28, 42,  
152

[56] **References Cited**

**U.S. PATENT DOCUMENTS**

- D. 157,431 2/1950 Roop ..... D6/99  
D. 238,531 1/1976 Vrignaud ..... D6/99  
1,113,880 10/1914 Darling ..... 211/16

**FOREIGN PATENT DOCUMENTS**

496489 11/1938 United Kingdom ..... 211/16

**OTHER PUBLICATIONS**

Form, 9/13/79, p, 95, Towel Rack with two movable rods in lower left side.

*Primary Examiner*—Wallace R. Burke  
*Assistant Examiner*—Suzanne N. Gitlin  
*Attorney, Agent, or Firm*—Young & Thompson

[57] **CLAIM**

The ornamental design for a wall-mounted towel rack, as shown and described.

**DESCRIPTION**

FIG. 1 is a top perspective view of a wall-mounted towel rack showing my new design;  
FIG. 2 is a top plan view thereof;  
FIG. 3 is a bottom plan view thereof;  
FIG. 4 is a front elevational view thereof;  
FIG. 5 is a side elevational view thereof taken slightly to the front, the view from the side opposite that shown in FIG. 5 being the mirror image thereof; and  
FIG. 6 is a rear elevational view thereof.




FIG. 1

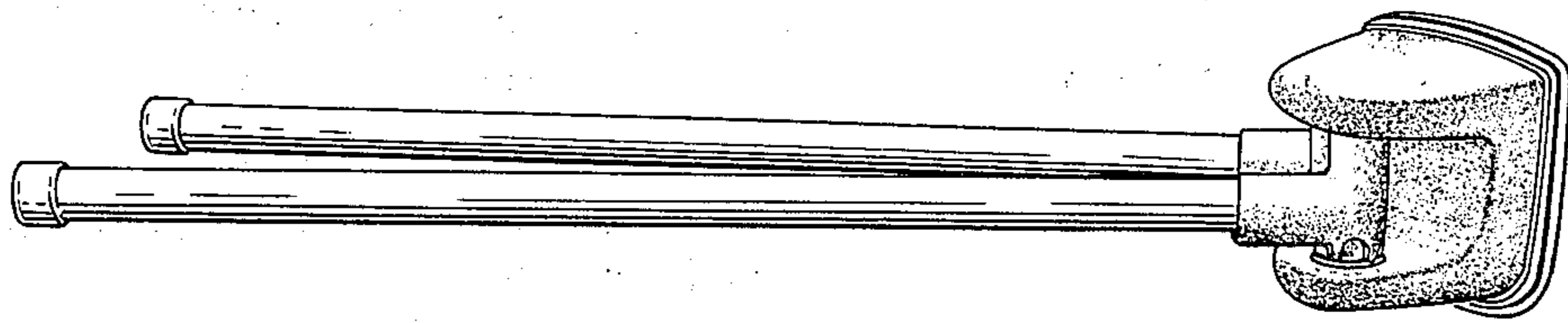


FIG. 2

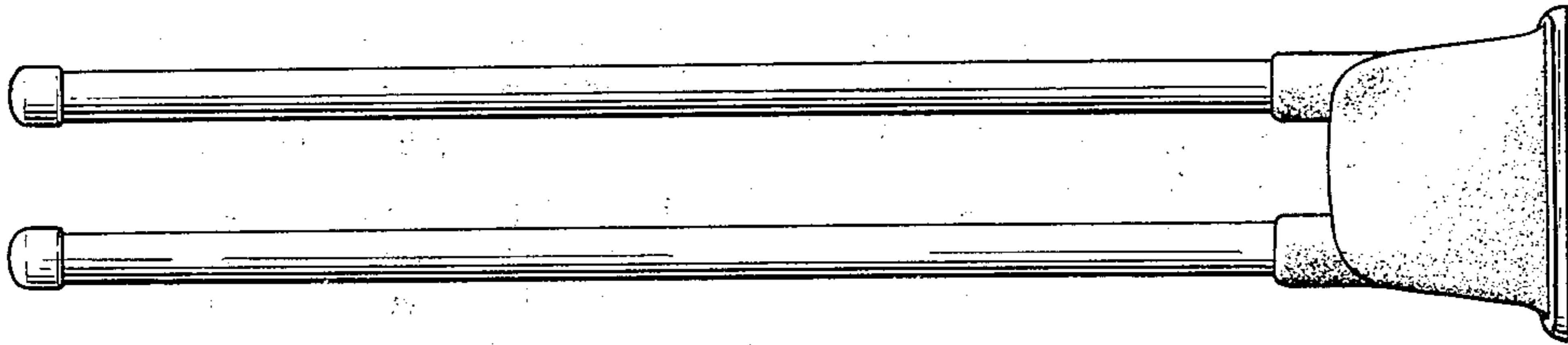


FIG. 3

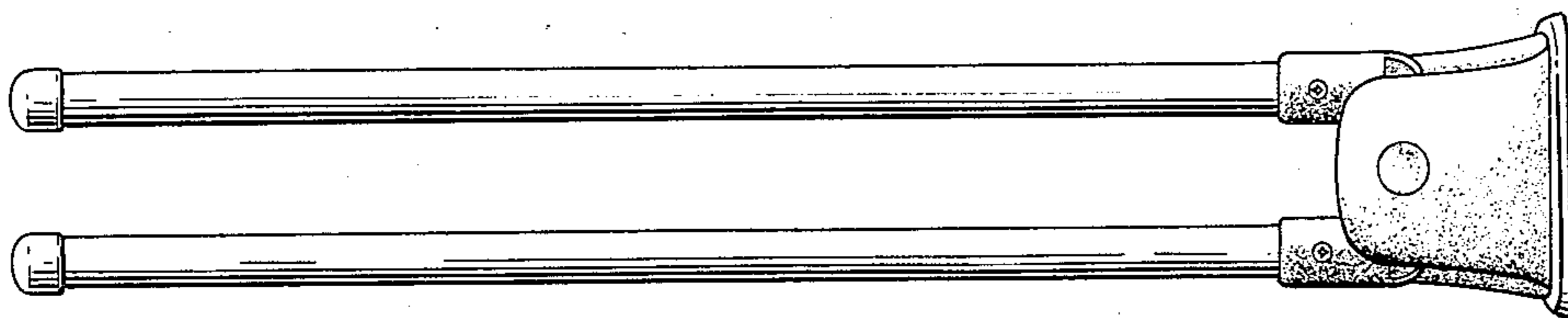


FIG. 4




FIG. 5




FIG. 6

