

[54] MANIPULATIVE PACIFIER TOY

[76] Inventor: Jeanne W. Lamsam, 4401 Shore Acres Rd., Monona, Wis. 53716

[**] Term: 14 Years

[21] Appl. No.: 296,554

[22] Filed: Aug. 26, 1981

[52] U.S. Cl. D24/45; D21/59

[58] Field of Search D8/45, 47, 19, 98, 102, D8/105, 104; D21/59; 128/62 A, 67, 81 A, 136; D24/45, 46

[56] References Cited

U.S. PATENT DOCUMENTS

| | | | |
|------------|---------|---------------|----------|
| 72,174 | 12/1867 | Doisy | 46/220 |
| D. 166,172 | 3/1952 | Bureau | D8/98 |
| D. 262,575 | 1/1982 | Araujo | D24/46 |
| 1,091,090 | 3/1914 | Tacak | 128/62 A |
| 2,044,112 | 6/1936 | Widmann | 128/62 A |

OTHER PUBLICATIONS

Stanley Tools Catalog, #34, 1971/1972, p. 89, Item #66-224, "Workmaster" Screwdriver.

Sears Xmas Catalog, 1979, p. 485, Item 24-C-76602, Catch Hook.

Zimmer Catalog, 1966, p. 87, Item #3695, Bush Curette.

Primary Examiner—Charles A. Rademaker

Attorney, Agent, or Firm—Isaksen, Lathrop, Esch, Hart & Clark

[57] CLAIM

The ornamental design for a manipulative pacifier toy, as shown and described.

DESCRIPTION

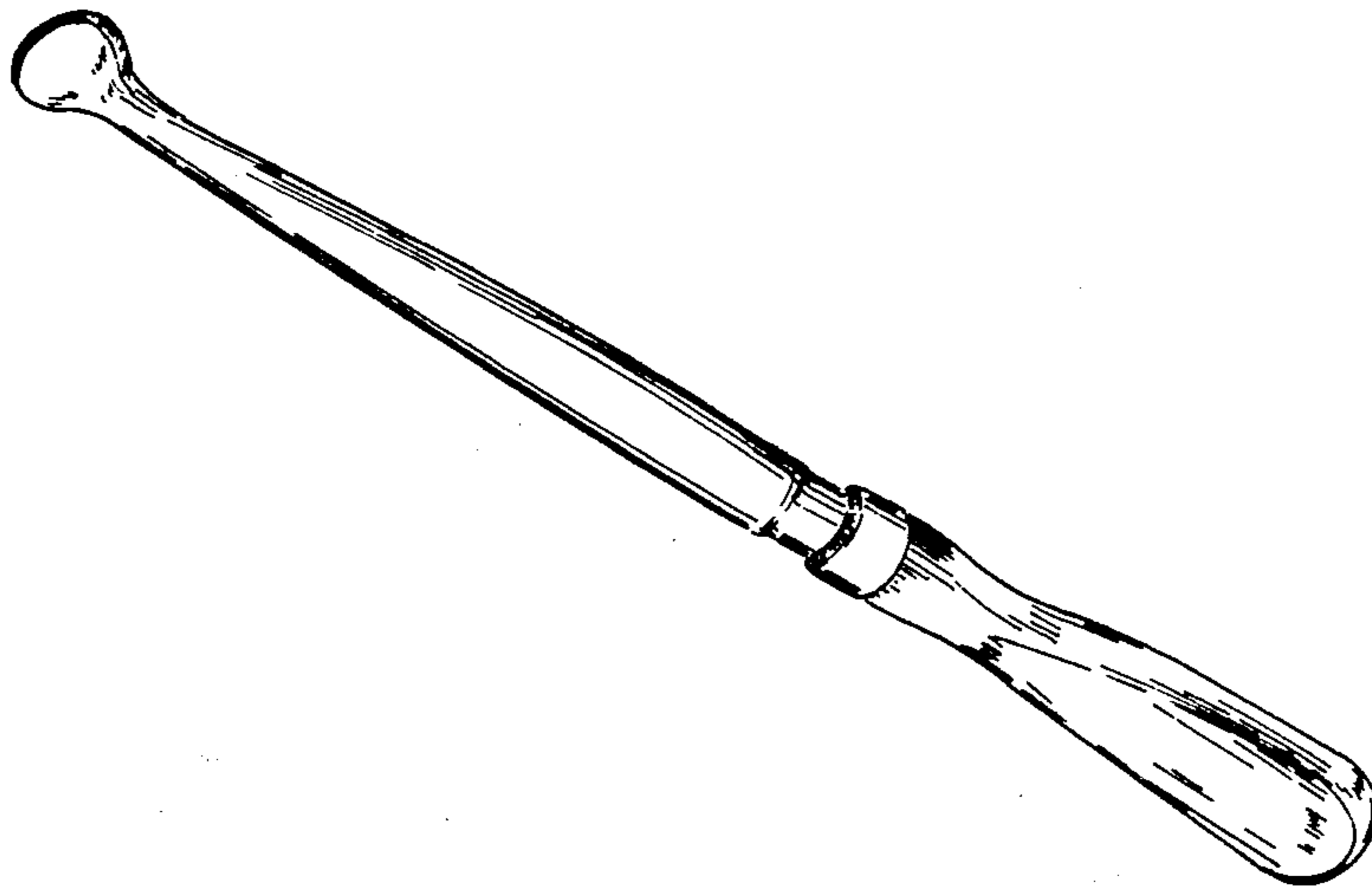
FIG. 1 is a perspective view of a manipulative pacifier toy showing my new design;

FIG. 2 is a top plan view thereof;

FIG. 3 is a side elevational view thereof, the side opposite being substantially a mirror image;

FIG. 4 is a front elevational view thereof;

FIG. 5 is a rear elevational view thereof.



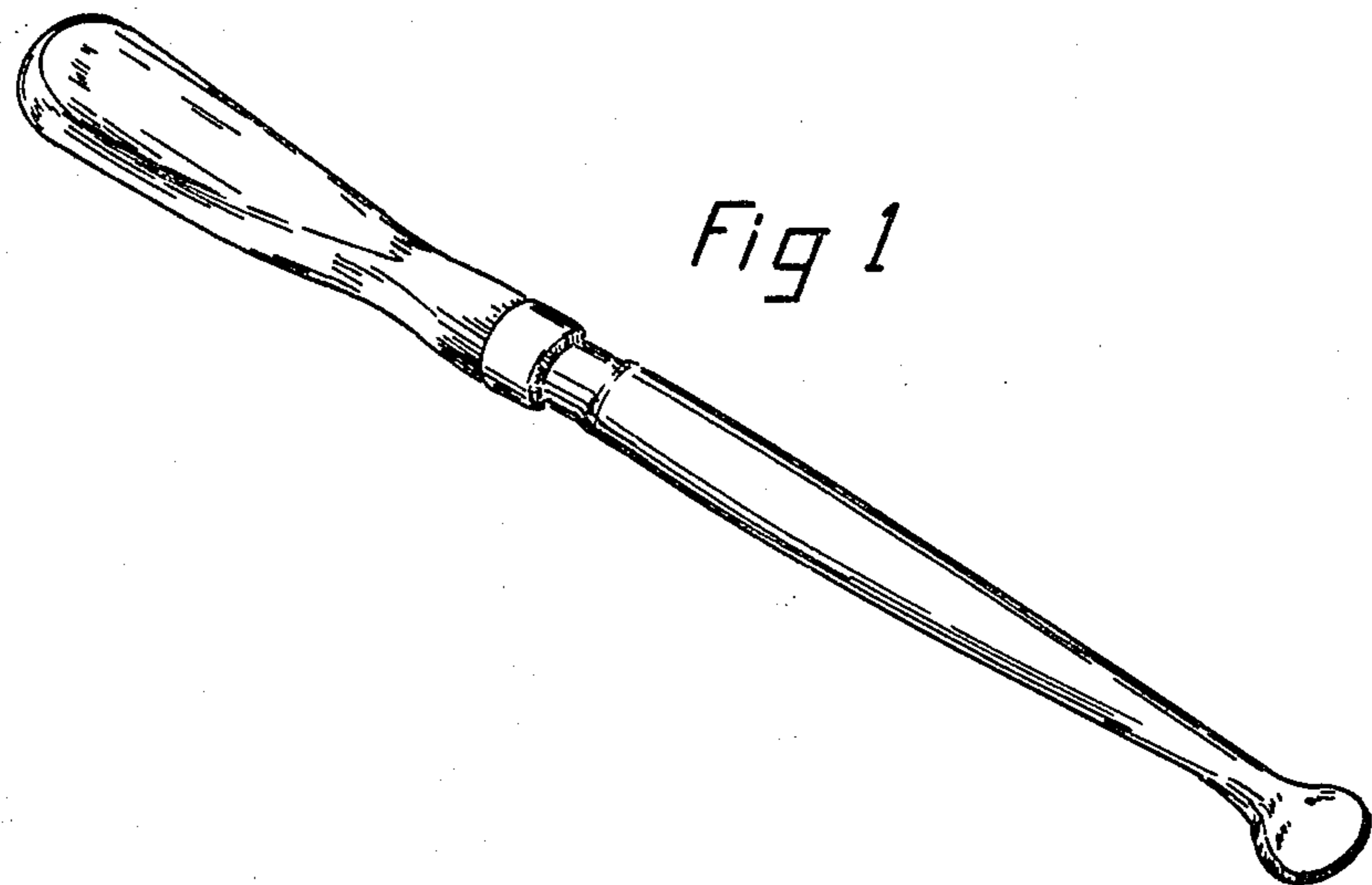


Fig 1




Fig 2




Fig 3



Fig 4



Fig 5