

[54] WATER RESERVOIR FOR A REVERSE OSMOSIS SYSTEM

[76] Inventor: Bruce D. Burrows, 25145 West Ave. Stanford, Valencia, Calif. 91355

[**] Term: 14 Years

[21] Appl. No.: 302,466

[22] Filed: Sep. 15, 1981

[52] U.S. Cl. D23/2

[58] Field of Search D23/2; 220/4 B, 4 E, 220/5 A, 72; 210/257.2, 321.1, 433.2, 652

[56] References Cited

U.S. PATENT DOCUMENTS

- D. 188,371 7/1960 Bayer D23/2
- D. 194,966 4/1963 Arne D23/2
- D. 239,506 4/1976 Myers D23/2 X
- 3,493,496 2/1970 Bray et al. 210/257.2 X

- 3,520,437 7/1970 Fleming et al. 220/5 A
- 4,003,710 1/1977 Fleckenstein et al. 210/257.2 X
- 4,021,343 5/1977 Tyler 210/257.2 X
- 4,086,166 4/1978 Martin 210/257.2
- 4,133,442 1/1979 Wiltshire et al. 220/5 A X
- 4,176,063 11/1979 Tyler 210/257.2 X
- 4,190,537 2/1980 Tondreau et al. 210/433.2 X

Primary Examiner—James R. Largen
Attorney, Agent, or Firm—William C. Babcock

[57] CLAIM

The ornamental design for a water reservoir for a reverse osmosis system, as shown and described.

DESCRIPTION

FIG. 1 is an elevational view taken from one side of a water reservoir for a reverse osmosis system showing my new design;

FIG. 2 is a top plan view thereof; and

FIG. 3 is a cross sectional view taken on the line 3—3 of FIG. 2.




FIG. 1




FIG. 2




FIG. 3

