

[54] STRIKE PLATE OR SIMILAR ARTICLE

[75] Inventor: Robert O. Ruff, Cincinnati, Ohio

[73] Assignee: American Standard, Inc., New York, N.Y.

[**] Term: 14 Years

[21] Appl. No.: 453,204

[22] Filed: Dec. 27, 1982

[52] U.S. Cl. D8/344

[58] Field of Search D8/344, 343; 292/340, 292/346, 341.18, 341.13

[56] References Cited

U.S. PATENT DOCUMENTS

D. 261,478	10/1981	Gauntt	D8/34 X
1,380,545	6/1927	Edgerly	292/340
1,781,813	11/1930	Goodwin	292/346
1,853,456	4/1932	Ross	292/346
1,919,739	7/1933	Minzenmayer	292/346
2,795,448	6/1957	Johnson	292/340

OTHER PUBLICATIONS

Barrows Builders' Hardware Catalog No. 38 ©1939, p. 370, Mortise Sliding Door Lock Strike #1212, upper left side of page.

Primary Examiner—James M. Gandy

Assistant Examiner—Horace B. Fay

Attorney, Agent, or Firm—James J. Salerno, Jr.; Robert G. Crooks; John P. Sinnott

[57] CLAIM

The ornamental design for a strike plate or similar article, substantially as shown and described.

DESCRIPTION

FIG. 1 is a perspective view of a strike plate or similar article showing my new design, as viewed from the rear;

FIG. 2 is a front elevational view thereof;

FIG. 3 is a rear elevational view thereof;

FIG. 4 is a side elevational view as seen from either side thereof; and

FIG. 5 is an end elevational view thereof.




FIG. 1

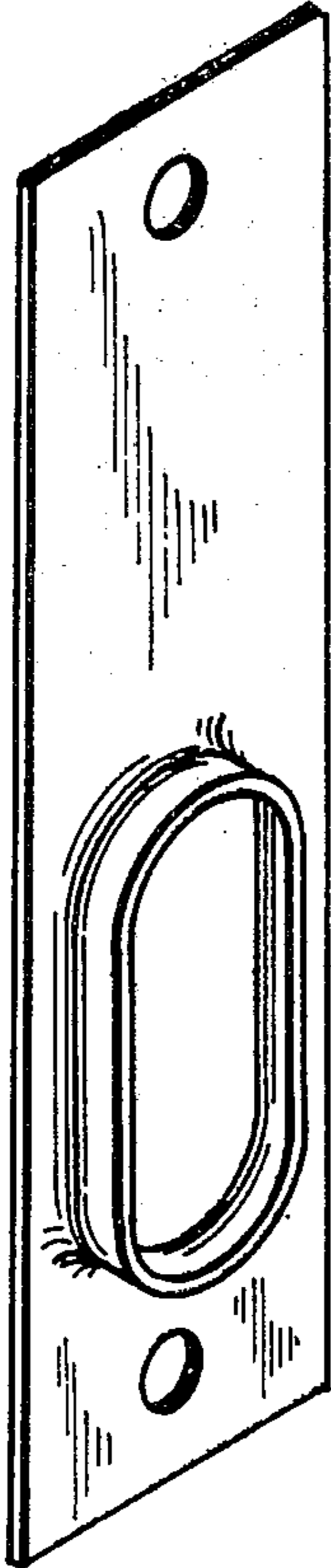


FIG. 3

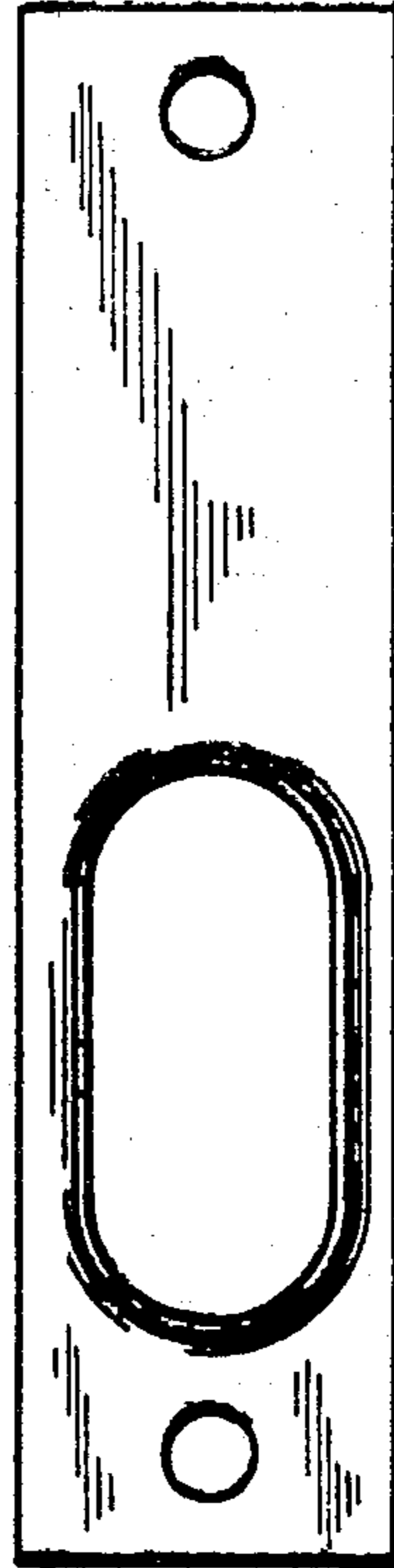


FIG. 2

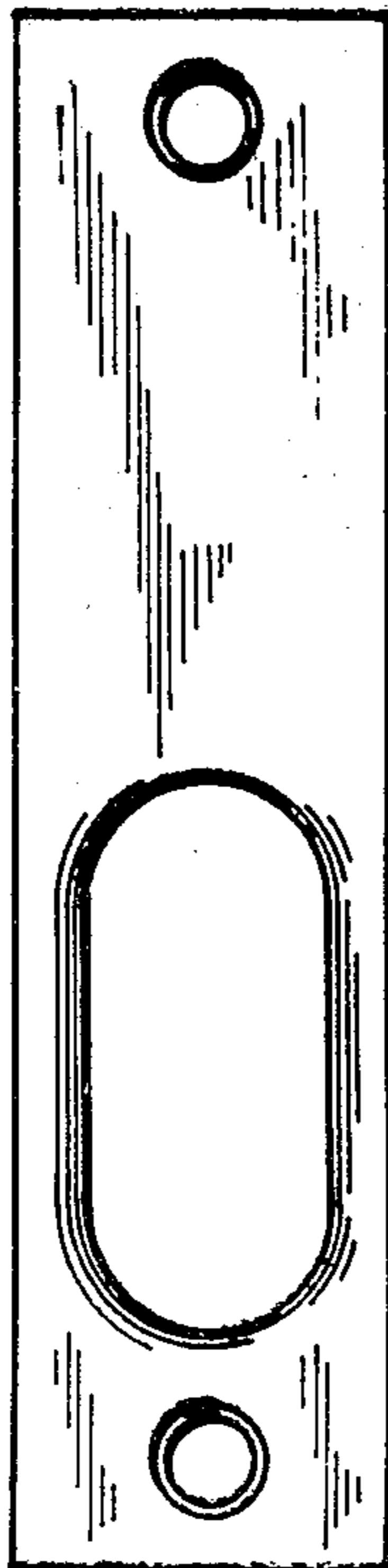


FIG. 4



FIG. 5

