

[54] **GARMENT BAG**

[75] Inventor: **Joseph Y. Pelavin**, North Bergen, N.J.

[73] Assignee: **CPG Products Corp.**, Minneapolis, Minn.

[\*\*] Term: **14 Years**

[21] Appl. No.: **260,225**

[22] Filed: **May 4, 1981**

[52] U.S. Cl. .... **D3/71; D3/77; D3/79**

[58] Field of Search ..... **D3/30.1, 48, 71, 74, D3/76, 77; 190/412, 41 B, 41 R, 43**

[56] **References Cited**

**U.S. PATENT DOCUMENTS**

D. 257,915	1/1981	Katz et al. ....	D3/71
D. 264,266	5/1982	Cooper .....	D3/71
D. 264,526	5/1982	Haft .....	D3/71
D. 265,779	8/1982	Stark .....	D3/71
3,221,848	12/1965	O'Neil .....	190/43

*Primary Examiner*—George P. Word

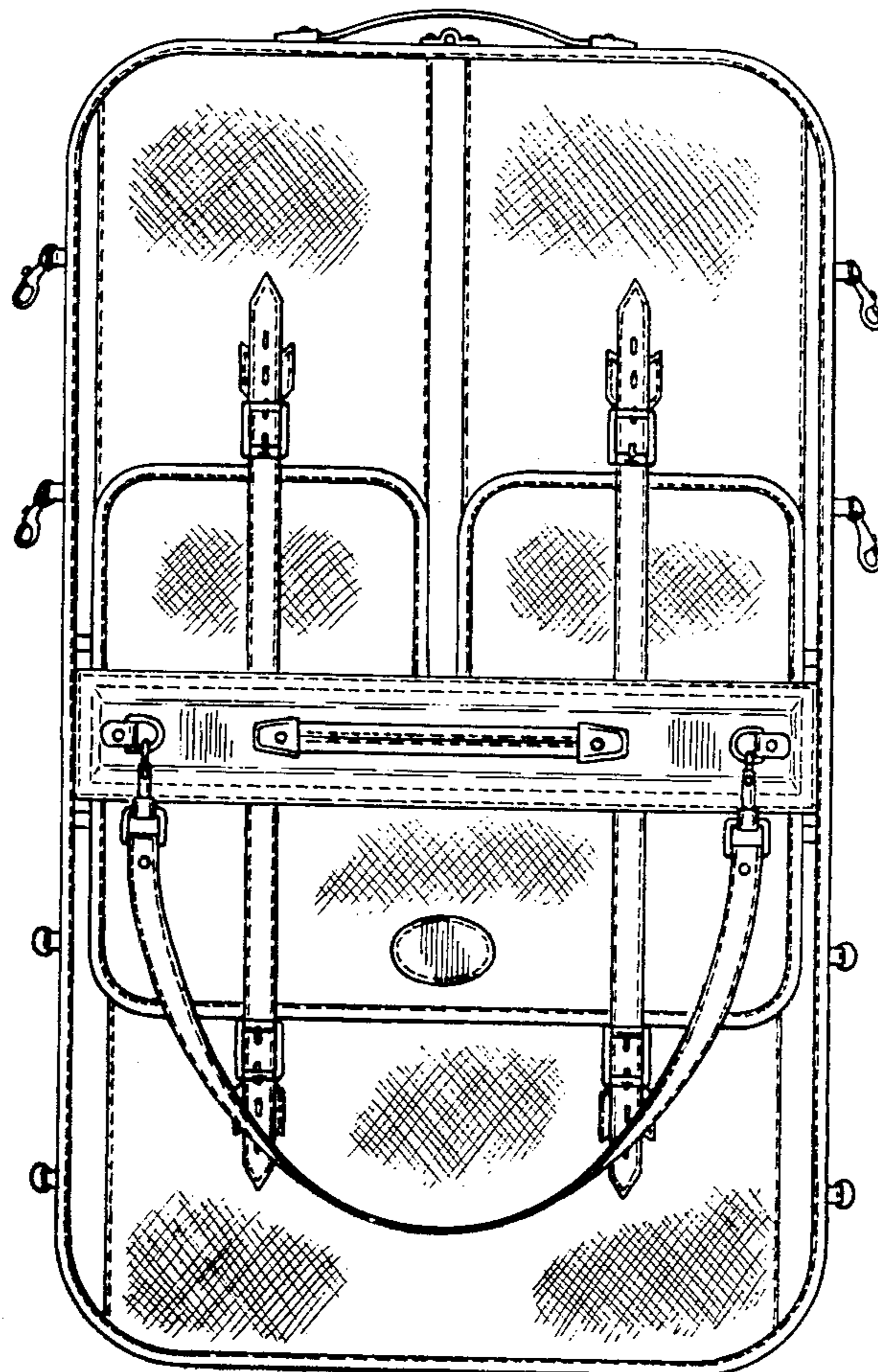
*Attorney, Agent, or Firm*—L. MeRoy Lillehaugen; Gene O. Enockson

[57] **CLAIM**

The ornamental design for a garment bag, substantially as shown and described.

**DESCRIPTION**

FIG. 1 is a front elevational view of a garment bag illustrating my new design;  
 FIG. 2 is a top plan view thereof, an intermediate portion of the carrying strap being broken away and omitted for convenience of illustration;  
 FIG. 3 is a side elevational view thereof, the opposite side being substantially a mirror image thereof, an intermediate portion of the carrying strap being broken away and omitted for convenience of illustration;  
 FIG. 4 is a rear elevational view thereof;  
 FIG. 5 is a bottom plan view thereof, an intermediate portion of the carrying strap being broken away and omitted for convenience of illustration;  
 FIG. 6 is a front elevational view of the garment bag shown in FIG. 1; with an upper flap in a raised position to expose the front surface of the bag beneath the flap; and  
 FIG. 7 is a perspective view of the garment bag shown in FIG. 1, in a folded condition.






FIG. 2

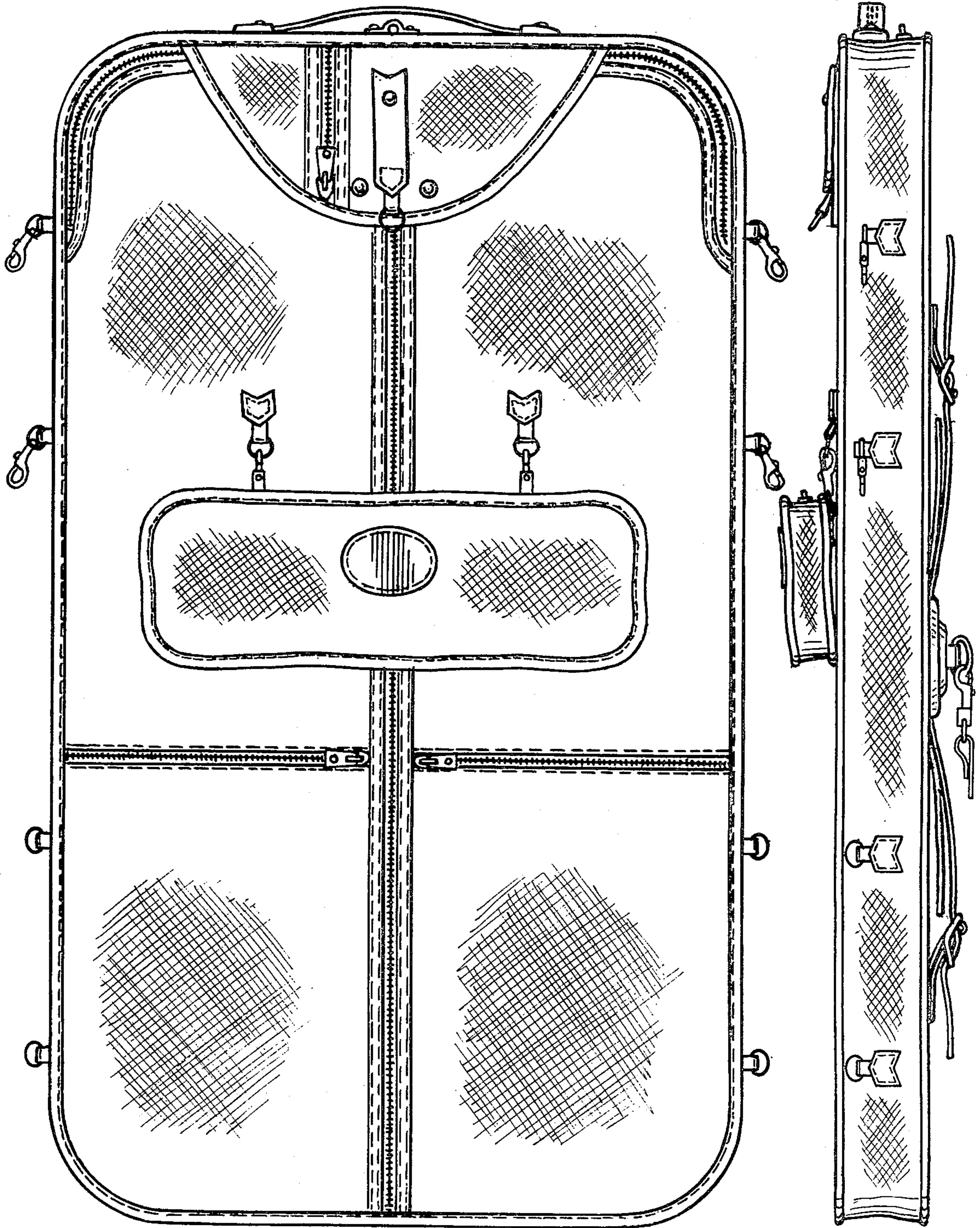
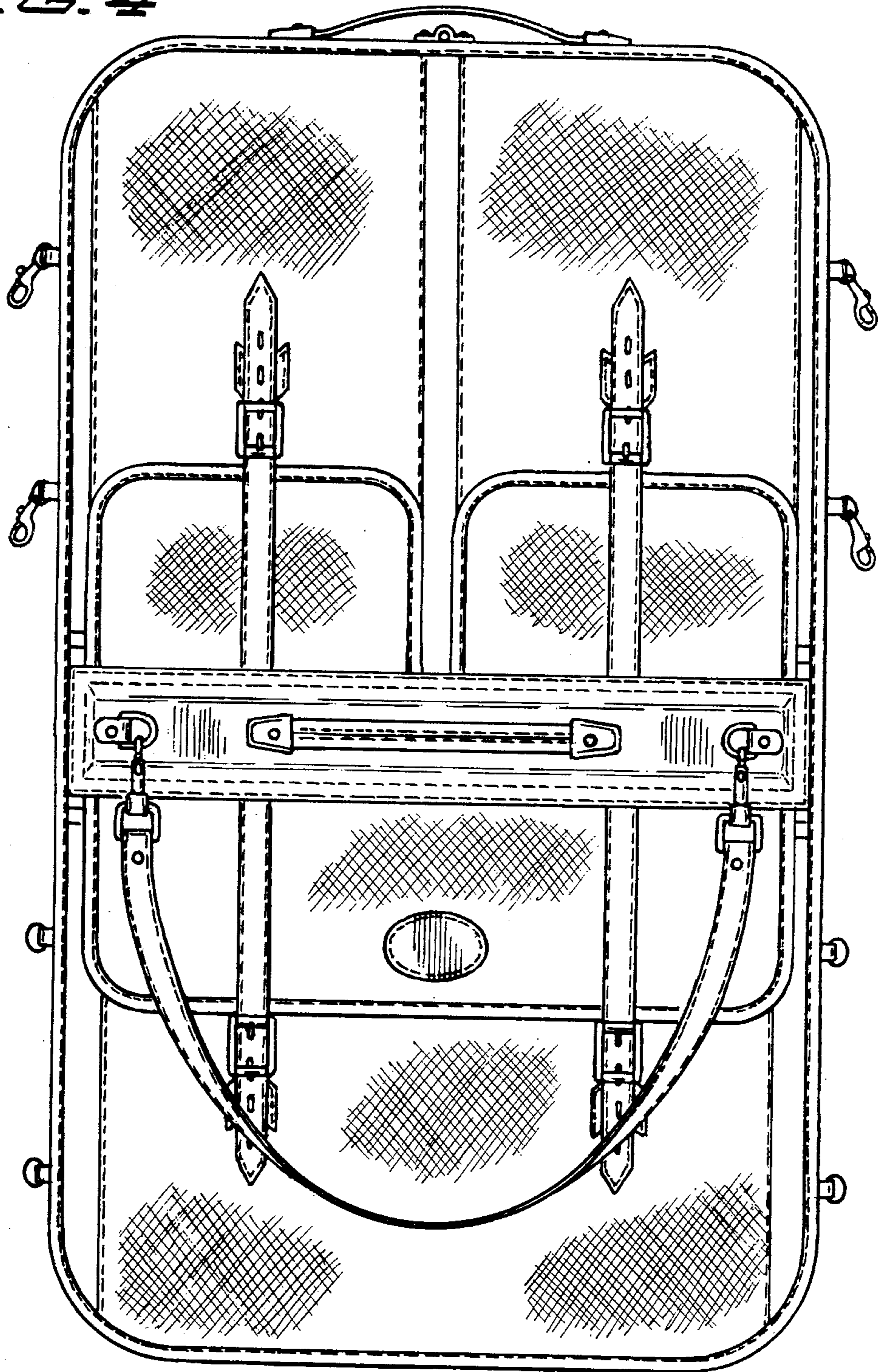



FIG. 1

FIG. 3

*FIG. 4*



*FIG. 5*



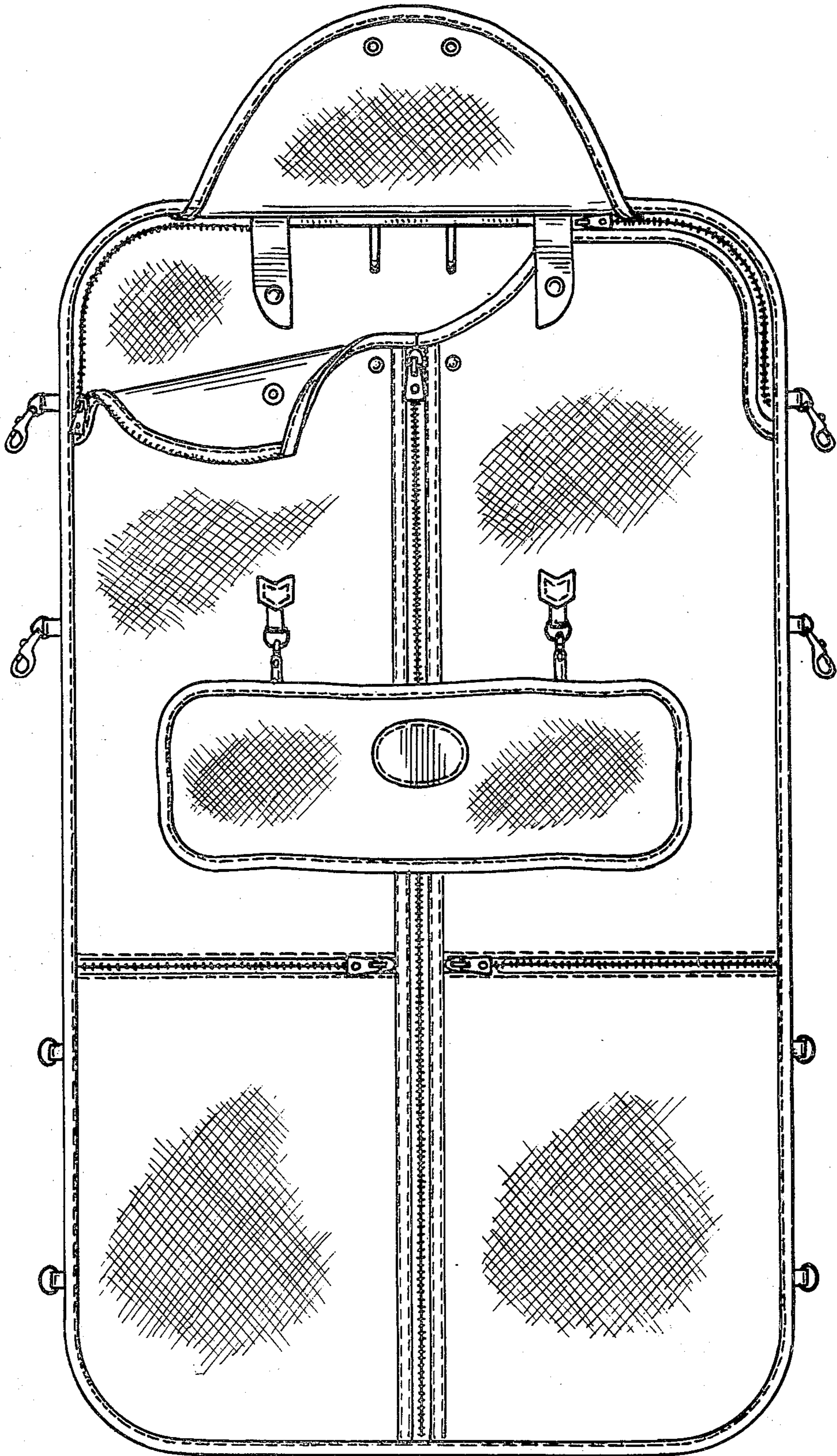


FIG. 6



*FIG. 7*