

[54] **COMBINED HANDLE AND CAP FOR A SANITARY FITTING**

[75] Inventor: **James E. Niemann, Louisville, Ky.**

[73] Assignee: **American Standard, Inc., New York, N.Y.**

[\*\*] Term: **14 Years**

[21] Appl. No.: **451,507**

[22] Filed: **Dec. 20, 1982**

**Related U.S. Application Data**

[62] Division of Ser. No. 169,538, Jul. 17, 1980.

[52] U.S. Cl. .... **D23/28**

[58] Field of Search ..... **D23/23-33; D8/307, 310-312; 16/121**

[56] **References Cited**

**U.S. PATENT DOCUMENTS**

D. 189,712	1/1961	Chapman .....	D23/28
D. 207,898	6/1967	Doman .....	D23/28
D. 207,986	6/1967	Smalley .....	D23/28
D. 213,441	3/1969	Frankel et al. ....	D23/28
D. 217,668	5/1970	Rowlands .....	D23/28
D. 227,251	6/1973	Botefur et al. ....	D23/28

D. 227,567	7/1973	Thorp .....	D23/28
D. 238,948	2/1976	Landell .....	D23/28
D. 241,843	10/1976	Shames et al. ....	D23/28
D. 258,524	3/1981	Thevenot .....	D23/28
D. 261,223	10/1981	Scholl .....	D8/310
D. 268,358	3/1983	Saporito .....	D23/28
D. 269,696	7/1983	Niemann .....	D23/28
3,249,990	5/1966	Schlago .....	16/121

**OTHER PUBLICATIONS**

Domestic Engineering, Oct. 1963, p. 147, top item.

*Primary Examiner*—James R. Largen

*Attorney, Agent, or Firm*—James J. Salerno, Jr.; Robert G. Crooks; John P. Sinnott

[57] **CLAIM**

The ornamental design for a combined handle and cap for a sanitary fitting, substantially as shown and described.

**DESCRIPTION**

FIG. 1 is a top plan view of a combined handle and cap for sanitary fitting showing my new design; FIG. 2 is a bottom plan view thereof; FIG. 3 is a side elevational view thereof; and FIG. 4 is a cross sectional view taken on line 4—4 of FIG. 3.





FIG. 1

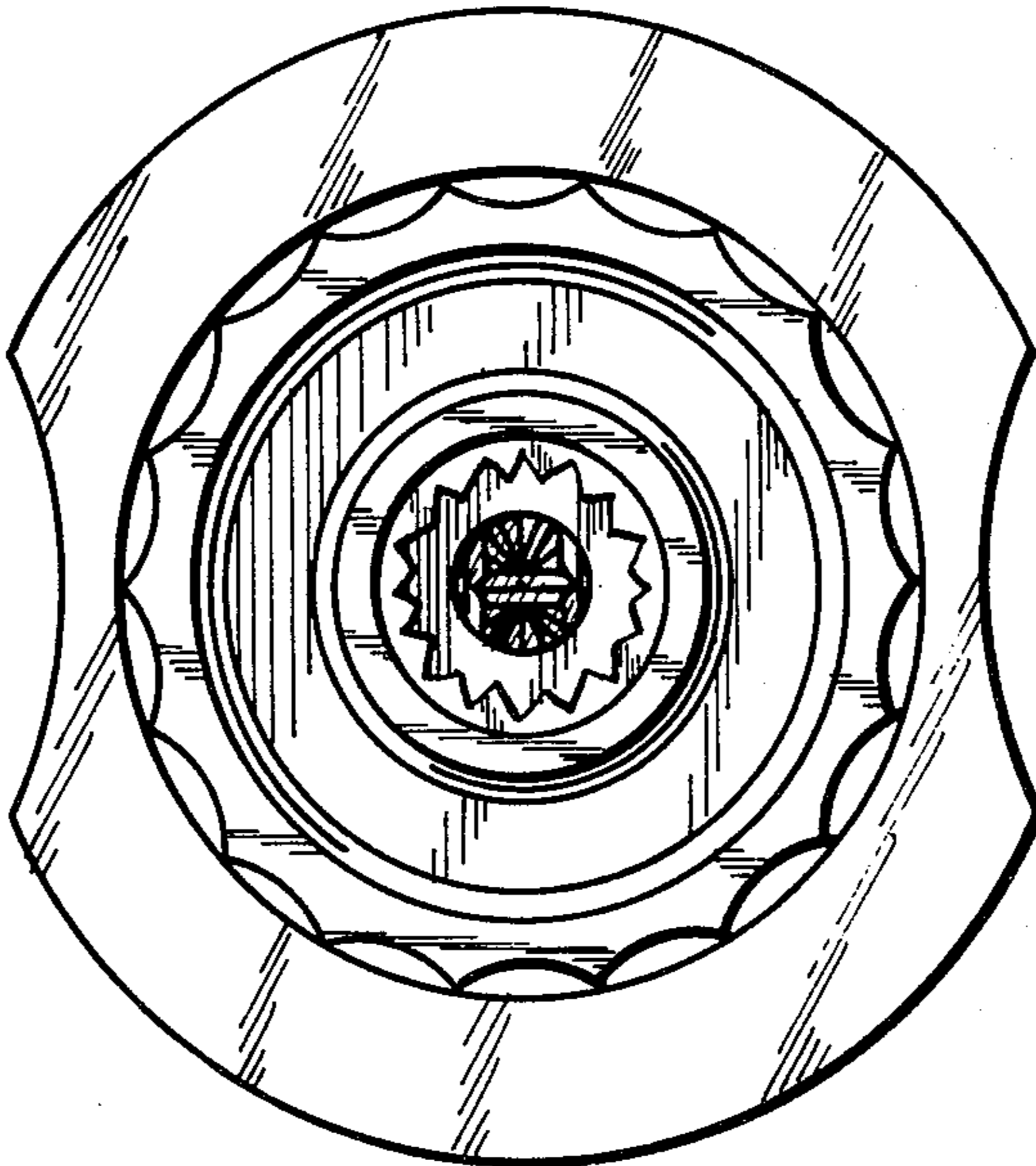



FIG. 2

FIG. 3


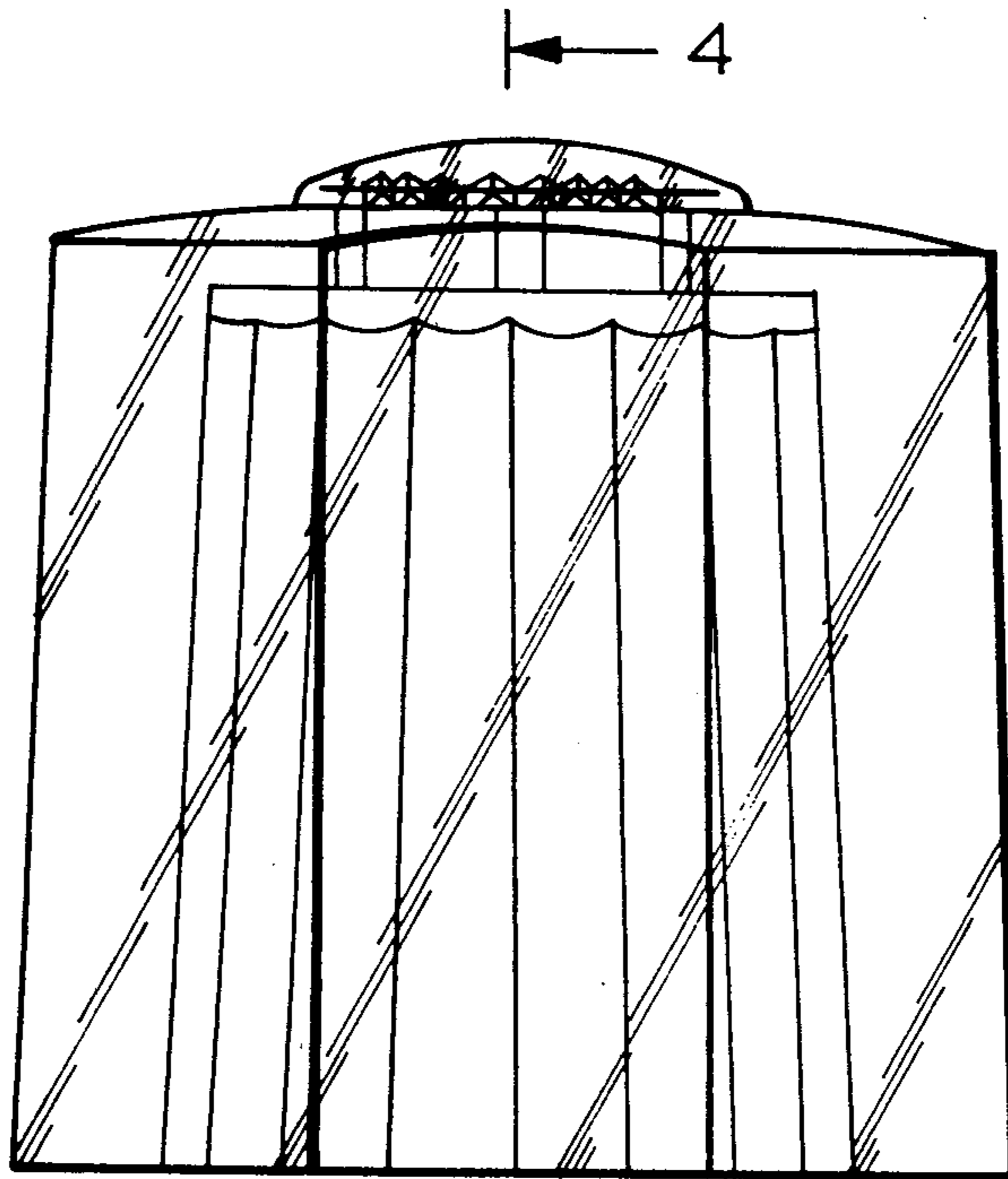


FIG. 4