

[54] VIDEO TAPE MAGAZINE

[75] Inventor: Kimiyoshi Ban, Saitama, Japan

[73] Assignee: Tokyo Shibaura Denki Kabushiki Kaisha, Kawasaki, Japan

[\*\*] Term: 14 Years

[21] Appl. No.: 297,269

[22] Filed: Aug. 28, 1981

Related U.S. Application Data

[62] Division of Ser. No. 161,306, Jun. 24, 1980, Pat. No. Des. 264,966.

[30] Foreign Application Priority Data

Jun. 9, 1980 [JP] Japan ..... 55-22674

[52] U.S. Cl. .... D14/11

[58] Field of Search ..... D14/11; D3/35; 206/387; 360/85, 93, 132, 134

[56]

References Cited

U.S. PATENT DOCUMENTS

- D. 228,789 10/1973 Koni ..... D14/11
- D. 230,891 3/1974 Muramatsu ..... D14/11
- D. 236,852 9/1975 Reh et al. .... D14/11
- D. 248,470 7/1978 Talesfore ..... D14/11
- 3,420,463 1/1969 Cousino ..... 360/93 X

Primary Examiner—Jane E. Corrigan  
Attorney, Agent, or Firm—Oblon, Fisher, Spivak, McClelland & Maier

[57]

CLAIM

The ornamental design for a video tape magazine, substantially as shown and described.

DESCRIPTION

FIG. 1 is a front top, and right side perspective view of a video tape magazine showing my new design;  
 FIG. 2 is a rear, bottom and left side perspective view thereof;  
 FIG. 3 is a front elevational view thereof;  
 FIG. 4 is a rear elevational view thereof;  
 FIG. 5 is a top plan view thereof;  
 FIG. 6 is a bottom plan view thereof;  
 FIG. 7 is a left side elevational view thereof; and  
 FIG. 8 is a right side elevational view thereof.




FIG. 1




FIG. 2

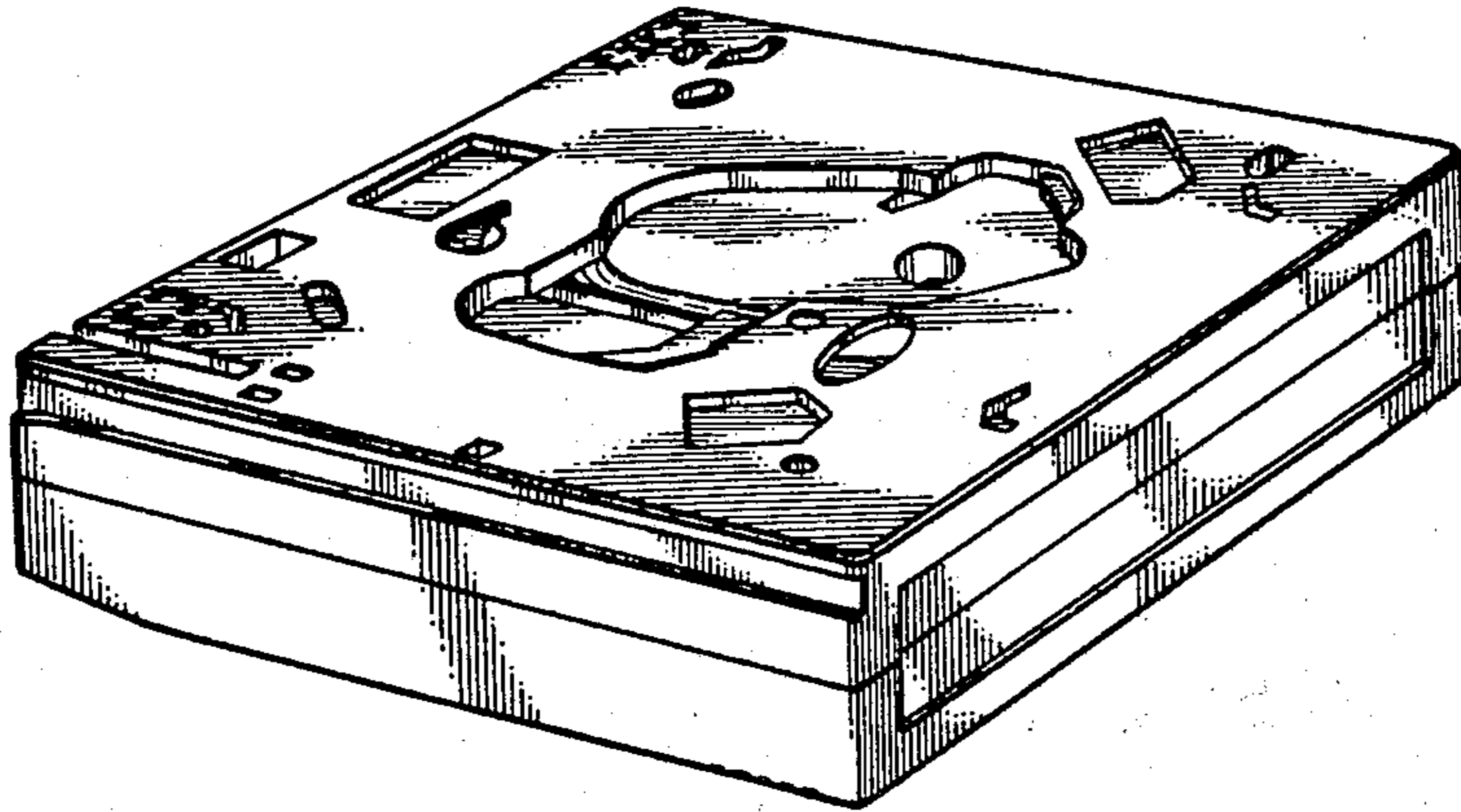


FIG. 3



FIG. 4

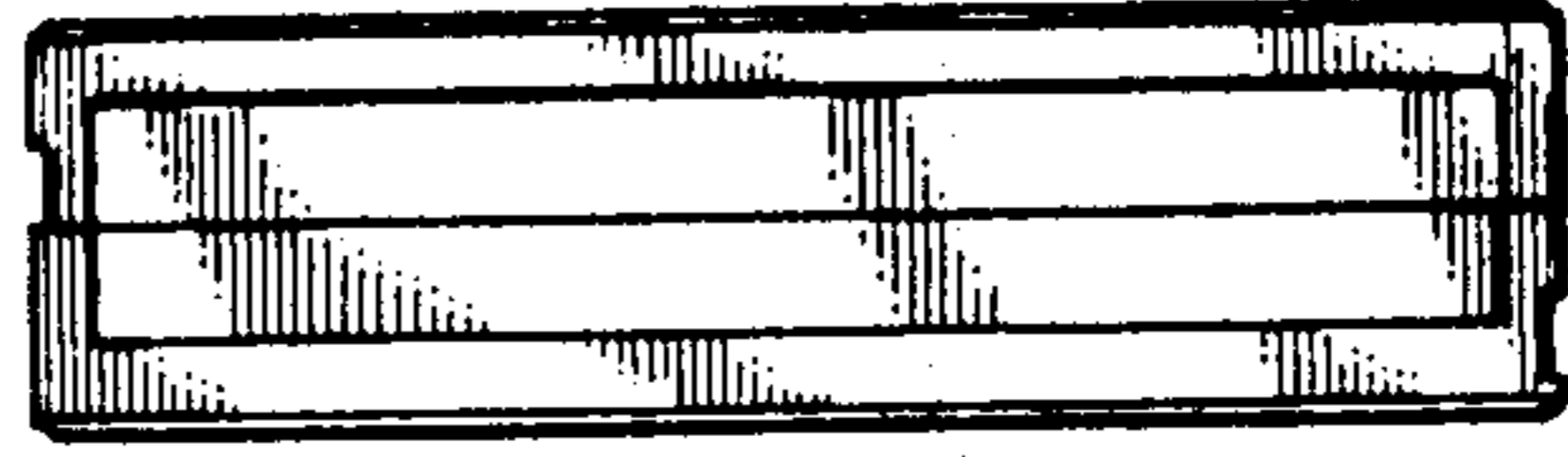


FIG. 5

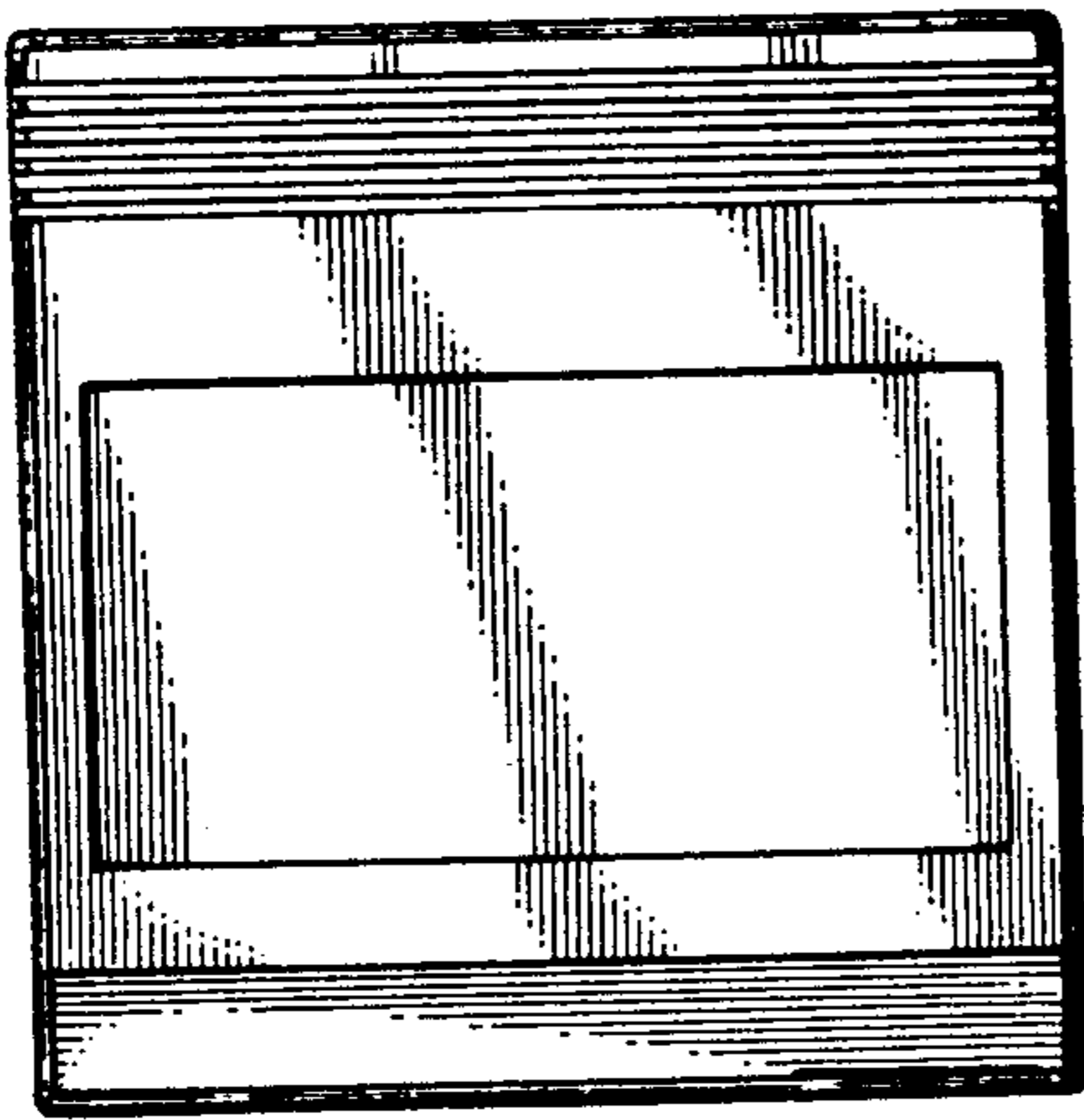


FIG. 6

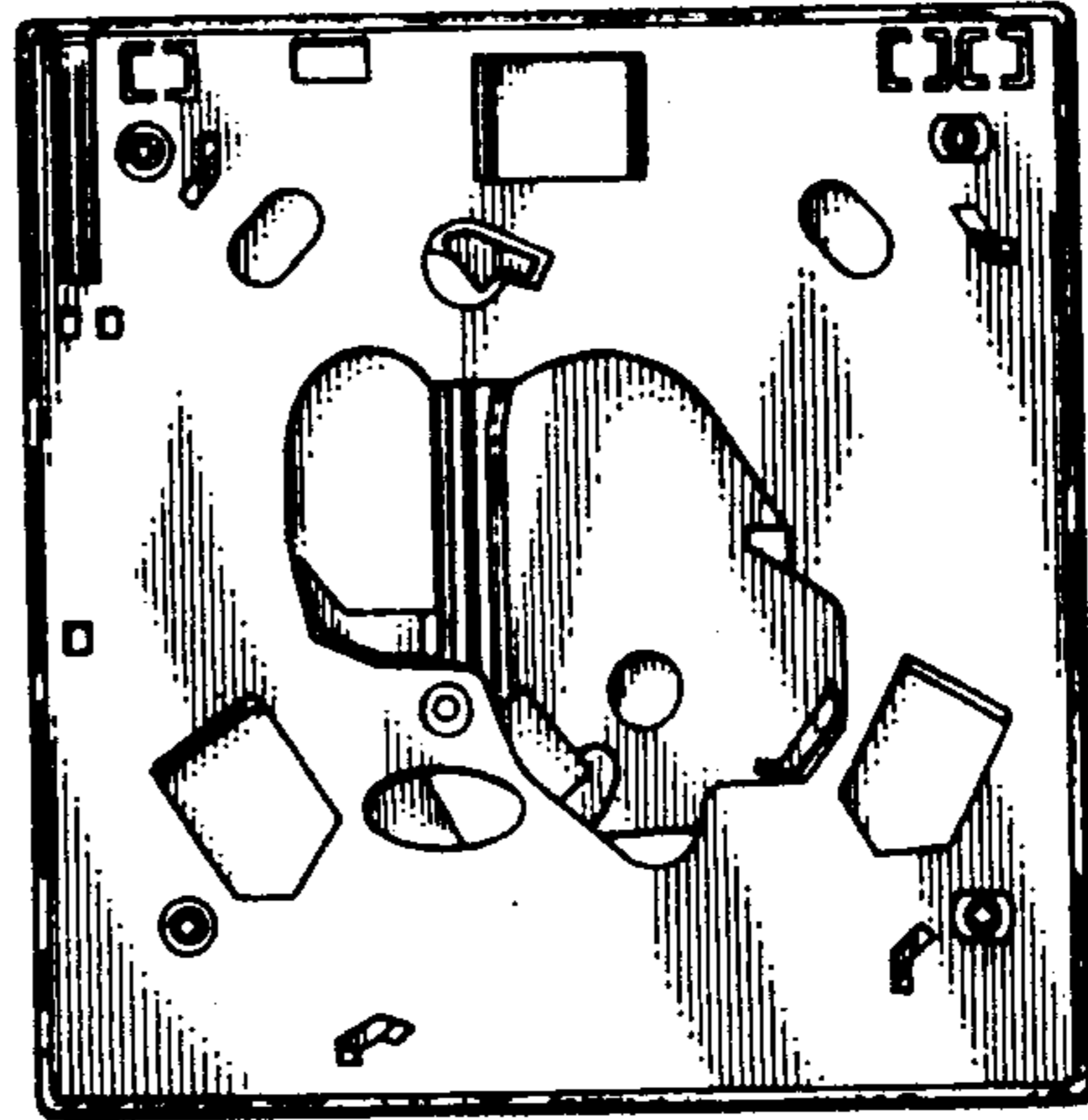


FIG. 7



FIG. 8

