

[54] COMBINED AUDIBLE SIGNAL AND COMMUNICATOR

[76] Inventor: Justin J. Monahan, 614 N. Kings Way Rd. #39, Seffner, Fla. 33584

[**] Term: 14 Years

[21] Appl. No.: 257,193

[22] Filed: Apr. 24, 1981

[52] U.S. Cl. D10/106; D14/66

[58] Field of Search D10/104, 106, 121; D13/40, 41, 12, 35, 37, 38; D14/86, 95, 114, 92; 340/541, 311.1, 825.44, 825.45, 825.46, 825.47, 825.48, 825.49, 693, 825.6

[56] References Cited

U.S. PATENT DOCUMENTS

| | | | |
|------------|--------|----------------------|---------|
| D. 241,323 | 9/1976 | Sparks | D10/106 |
| 3,517,316 | 6/1970 | Anderson et al. | 340/693 |
| 3,978,479 | 8/1976 | Schmitz | 340/541 |
| 4,142,312 | 3/1979 | Stokes | 179/179 |

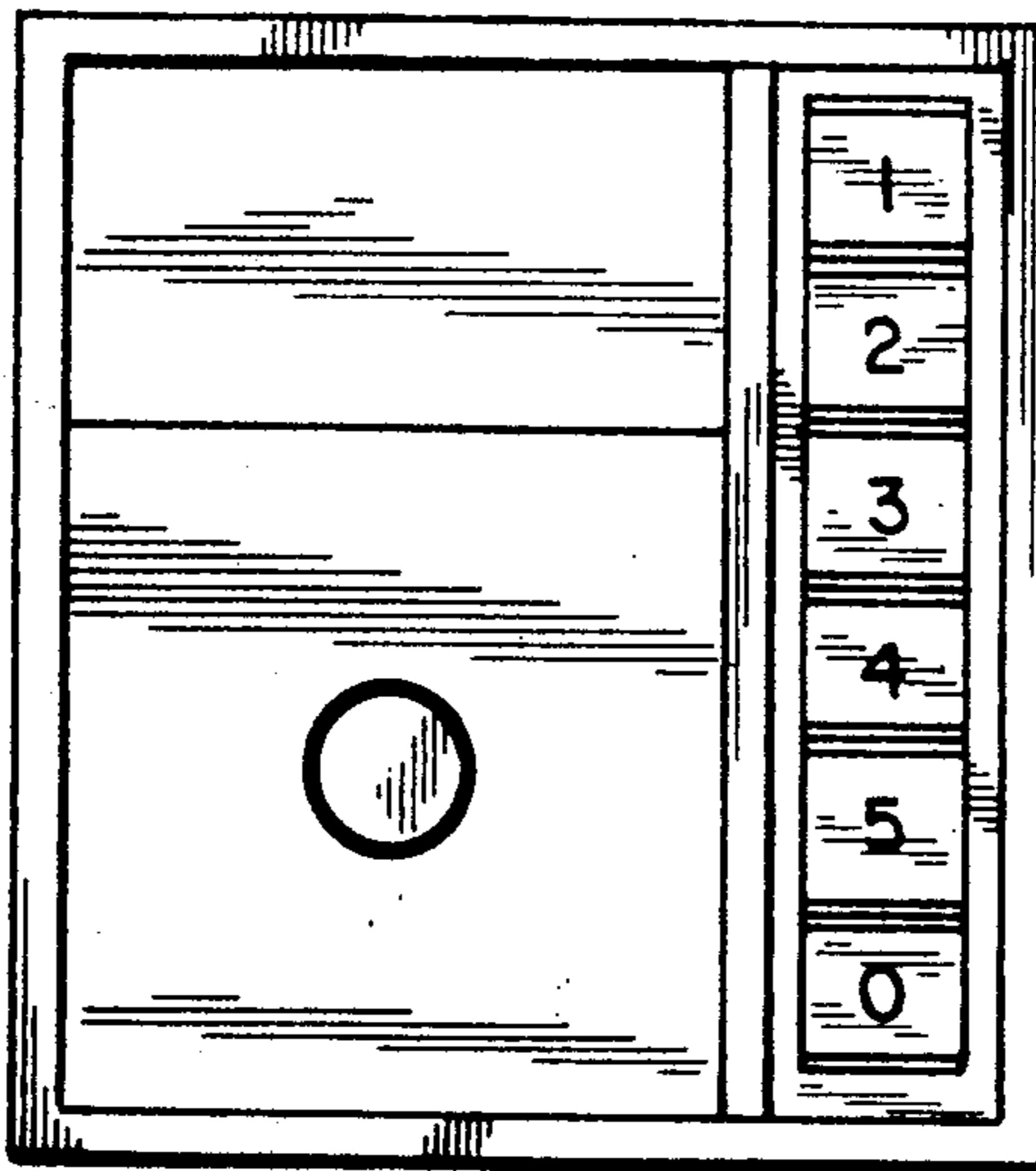
Primary Examiner—Wallace R. Burke
Assistant Examiner—Suzanne N. Gitlin
Attorney, Agent, or Firm—Frijouf, Rust & Pyle

[57] CLAIM

The ornamental design for a combined audible signal and communicator, as shown and described.

DESCRIPTION

FIG. 1 is a front elevational view of a combined audible signal and communicator showing my new design; FIG. 2 is a right side elevational view thereof; FIG. 3 is a left side elevational view thereof; FIG. 4 is a top plan view thereof; and FIG. 5 is a bottom plan view.



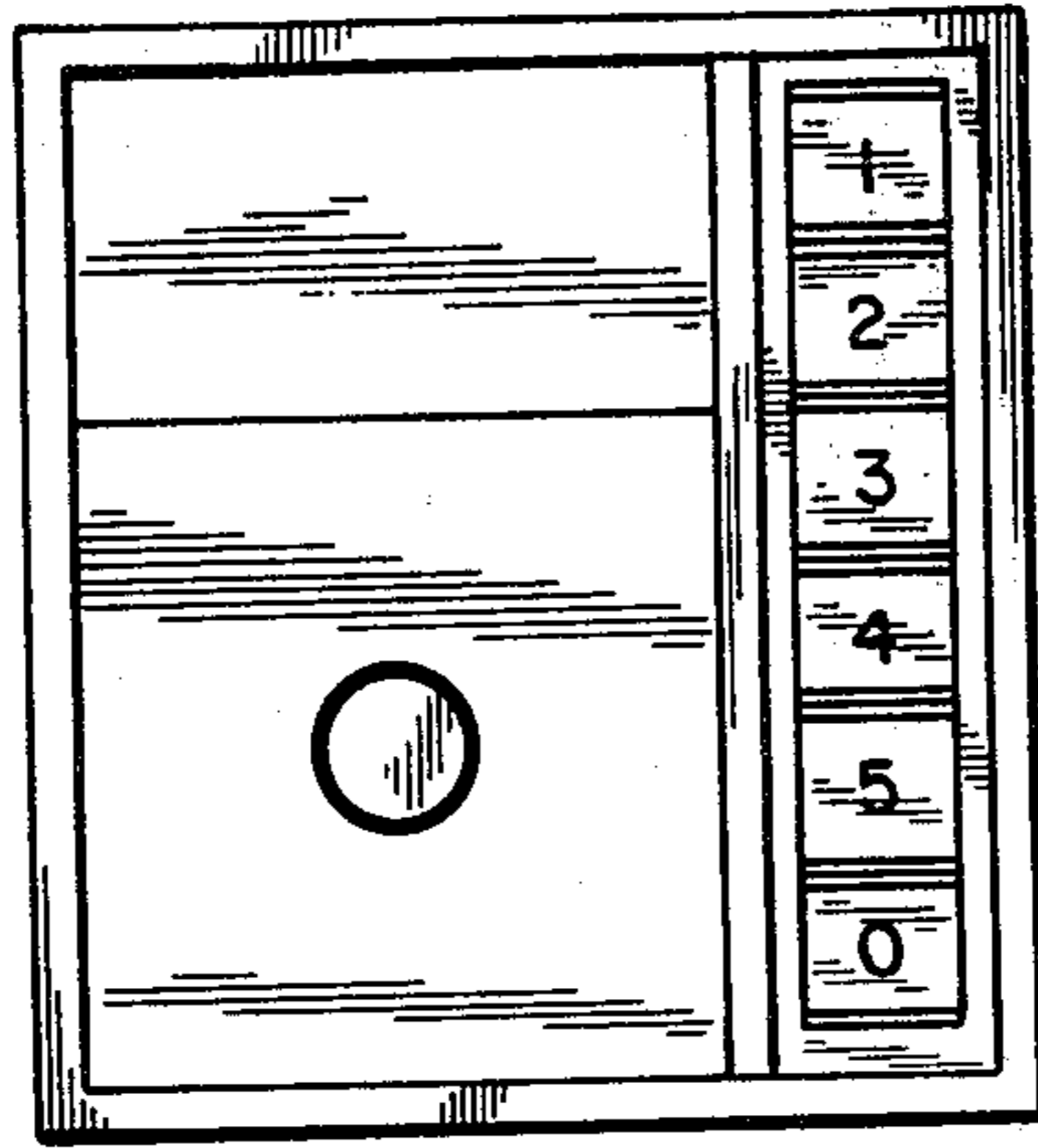


FIG. 1



FIG. 2



FIG. 3

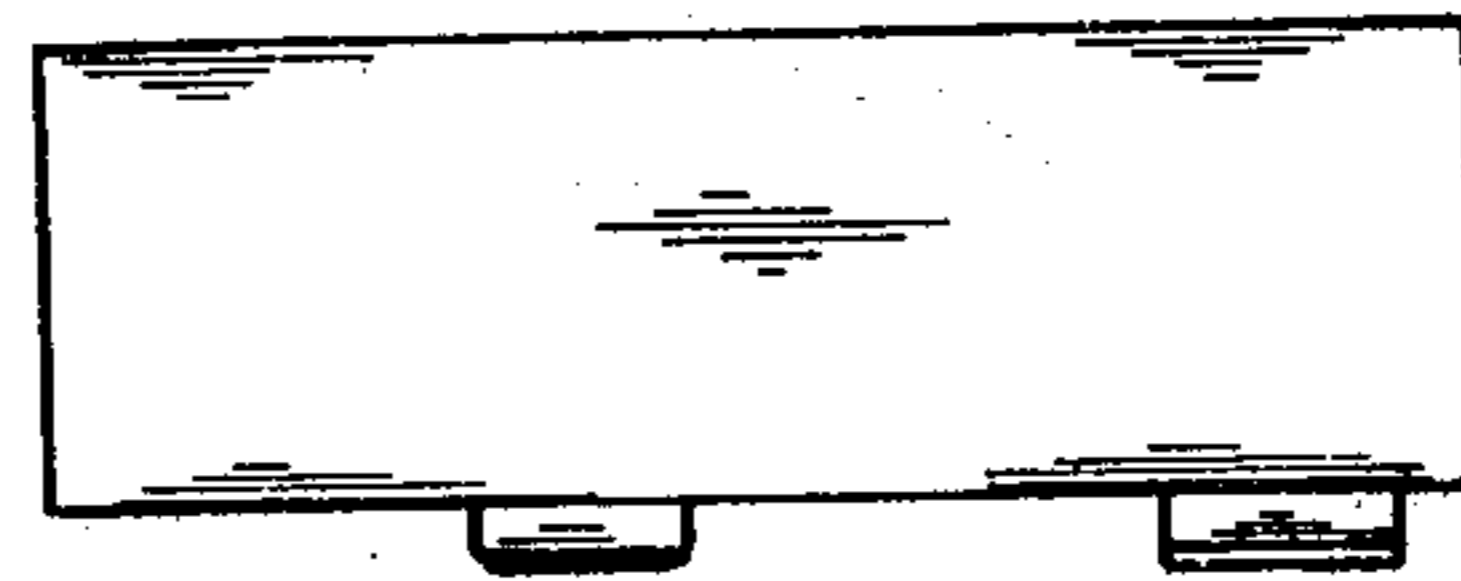


FIG. 4

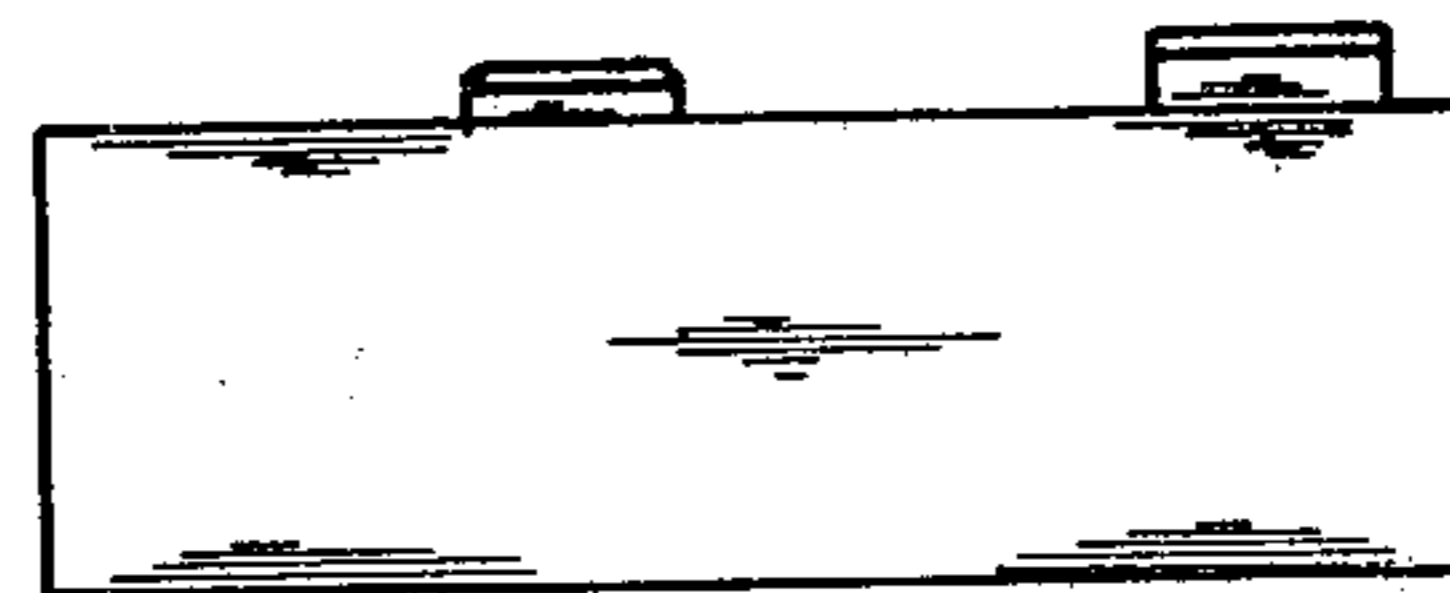


FIG. 5