

[54] REAMER/RASP TOOL, WITH DISPOSABLE, DEBRIS RETAINING CUTTING SURFACE

[75] Inventors: Richard C. Bolesky; Nicholas Cindrich, both of Warsaw; Michael H. Doll, North Webster, all of Ind.

[73] Assignee: Zimmer, Inc., Warsaw, Ind.

[**] Term: 14 Years

[21] Appl. No.: 289,546

[22] Filed: Aug. 3, 1981

[52] U.S. Cl. D24/28; D8/90

[58] Field of Search D8/101, 90, 98; D15/138; D24/8, 23, 26, 28; 30/172, 352; 128/304, 305, 92 E, 92 EB; 51/392; 29/78, 83; 3/1.9, 1.91, 1.911, 1.912, 1.913, 1

[56] References Cited

U.S. PATENT DOCUMENTS

D. 231,428	4/1974	Scott et al.	D8/101
D. 267,146	12/1982	West et al.	D8/90
2,678,571	5/1954	Booth	76/101
2,708,376	5/1955	Booth	76/24
2,769,225	11/1956	Booth	29/78
3,630,204	12/1971	Fishbein	128/305
3,633,583	1/1972	Fishbein	128/305
3,815,599	6/1974	Deyerle	128/92 E
3,829,942	8/1974	Scott et al.	29/78
4,116,200	9/1978	Braun et al.	128/305
4,306,550	12/1981	Forte	128/92 E

OTHER PUBLICATIONS

Zimmer ® Debris Retaining Acetabular Reamer-Pro-

d.#s 1207-44/64, Zimmer Catalog, Interim Insert p. A88-a ©1979.

Micro Reciprocating Rasps, Prod.#s 5053-80/83, Zimmer Product Information Sheet 6/30/78.

Schultz Rasps-Prod.#s 5030-32,33,42,43, Zimmer Catalog, p. A135 ©1978.

Mira Bone Cement Reamers-Product #s 1209-01/03, Zimmer Catalog, Interim Insert, p. A26-2, 10/3/75.

TR-28 Rasp-Product #s 9046-24/27, Zimmer Catalog, p. A20 ©1978.

Muller-Type Femoral Rasp, Product #s 4044-22,26, Zimmer Catalog, p. A26, ©1978.

Primary Examiner—A. Hugo Word

Attorney, Agent, or Firm—Margaret L. Geringer

[57] CLAIM

The ornamental design for a reamer/rasp tool, with disposable, debris retaining cutting surface, as shown and described.

DESCRIPTION

FIG. 1 is a side elevational view of a reamer/rasp tool with disposable, debris retaining cutting surface;

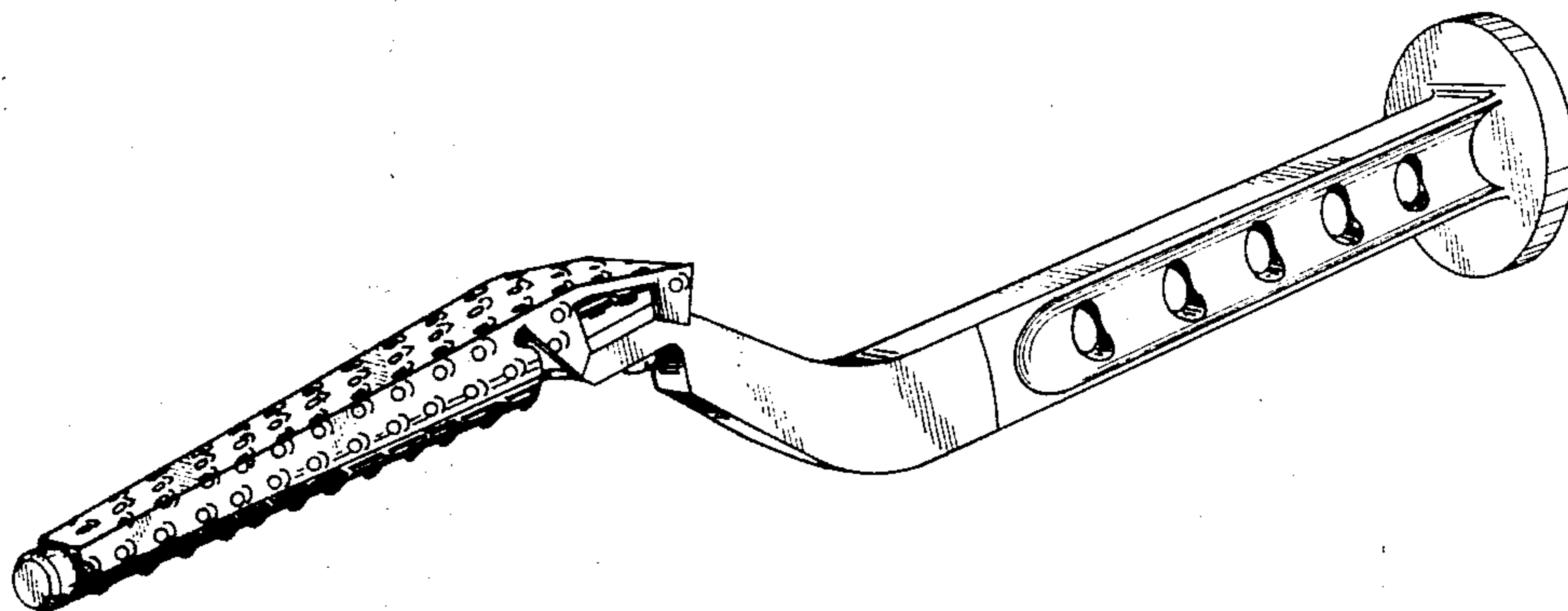
FIG. 2 is a top elevational view of the reamer/rasp tool of FIG. 1;

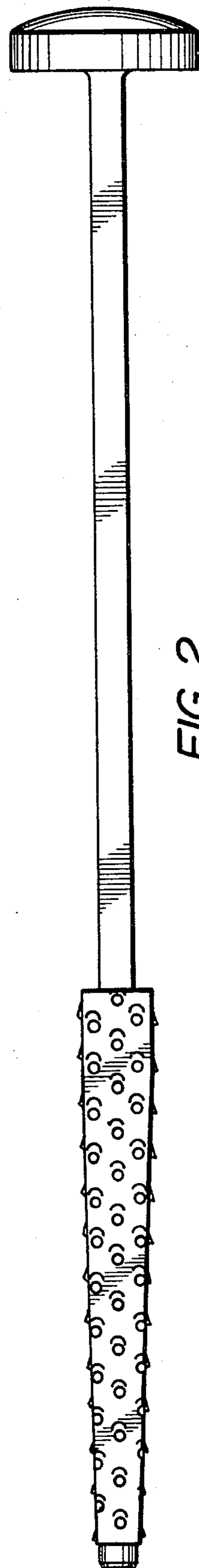
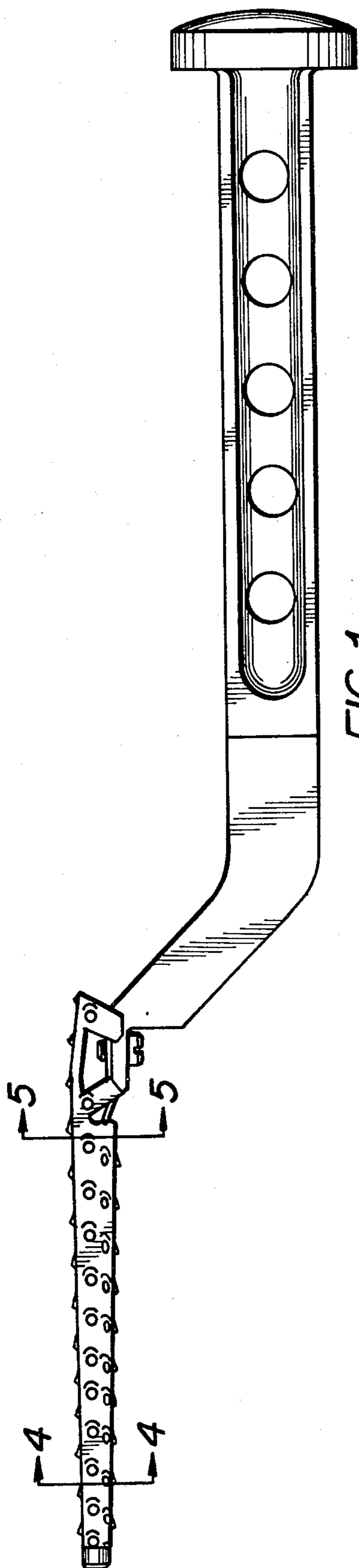
FIG. 3 is a perspective view of the reamer/rasp tool of FIG. 1;

FIG. 4 is a sectional view thereof, taken along lines 4—4 of FIG. 1;

FIG. 5 is a sectional view thereof; taken along lines 5—5 of FIG. 1;

FIG. 6 is an enlarged view of the tip portion of the reamer/rasp tool of FIG. 3.





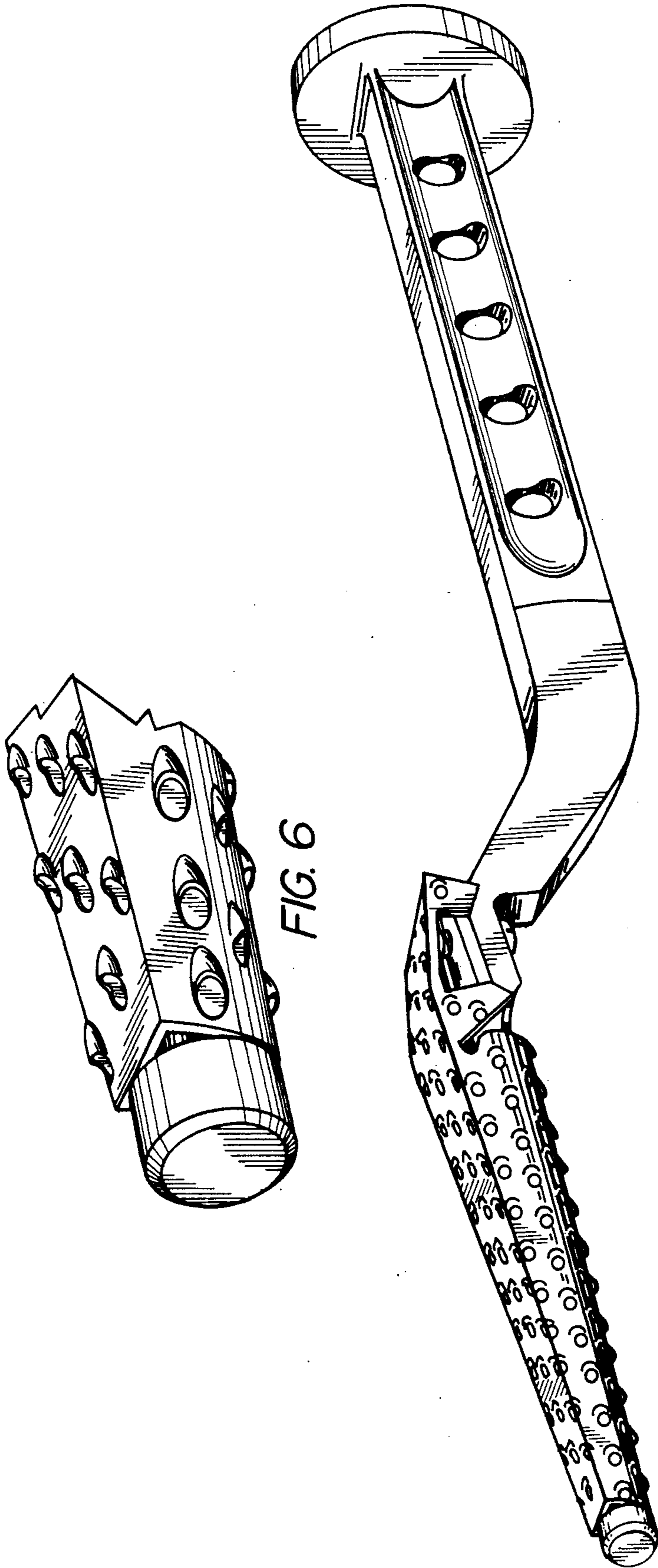


FIG. 6

FIG. 3