

[54] **ELECTRONIC CALCULATOR**

[75] Inventor: **Masafumi Yamagami**, Osaka, Japan

[73] Assignee: **Sharp Corporation**, Osaka, Japan

[**] Term: **14 Years**

[21] Appl. No.: **274,234**

[22] Filed: **Jun. 16, 1981**

[30] **Foreign Application Priority Data**

Dec. 19, 1980 [JP] Japan 55-53641

[52] U.S. Cl. **D18/7**

[58] Field of Search **D18/1, 2, 6-12;**
D14/100, 101, 114, 115; D10/46.1;
364/706-710; 200/5 A

[56] **References Cited**

U.S. PATENT DOCUMENTS

D. 258,891 4/1981 Katai et al. **D18/7**
D. 263,966 4/1952 Kobayashi **D18/7 X**

OTHER PUBLICATIONS

HFD-Retailing Home Furnishings, 10/13/80, p. 77-Sa-
nyo CZ1201 at bottom right.


Primary Examiner—Louis S. Zarfes
Attorney, Agent, or Firm—Flehr, Hohbach, Test,
Albritton & Herbert


[57] **CLAIM**

The ornamental design for an electronic calculator, as
shown and described.


DESCRIPTION

FIG. 1 is a plan view of an electronic calculator show-
ing our new design;
FIG. 2 is a front elevational view thereof;
FIG. 3 is a rear elevational view thereof;
FIG. 4 is a right side elevational view thereof, the left
side elevational view being identical to a mirror image
of the right side elevational view; and
FIG. 5 is a bottom plan view.







FIG_1




FIG_5



FIG_2



FIG_3



FIG_4