

[54] **AUTO TRANSMISSION REFILL TUBE SOCKET**

[76] Inventor: **Ferrell D. Nachatelo**, 14555 Escalon Bellota Rd., Escalon, Calif. 95320

[**] Term: **14 Years**

[21] Appl. No.: **308,925**

[22] Filed: **Oct. 5, 1981**

[52] U.S. Cl. **D15/150; D7/68; D15/149**

[58] Field of Search **D15/150, 149, 199; D7/68; 141/331, 332, 364, 365, 372, 370, 382, 391; 138/96 R**

D. 263,715 4/1982 Walter D7/68
 3,877,499 4/1975 Fluster D7/68
 4,140,160 2/1979 Glackiu 141/364
 4,338,984 7/1982 Kronberg et al. 141/331

Primary Examiner—B. J. Bullock
Attorney, Agent, or Firm—Hamrick, Hoffman, Guillot & Kazubowski

[57] **CLAIM**

The ornamental design for an auto transmission refill tube socket, substantially as shown.


DESCRIPTION


FIG. 1 is a perspective view of an auto transmission refill tube socket showing my new design;
 FIG. 2 is a side elevational view thereof;
 FIG. 3 is an end elevational view taken from the left of FIG. 2;
 FIG. 4 is an end elevational view taken from the right of FIG. 2.

[56] **References Cited**

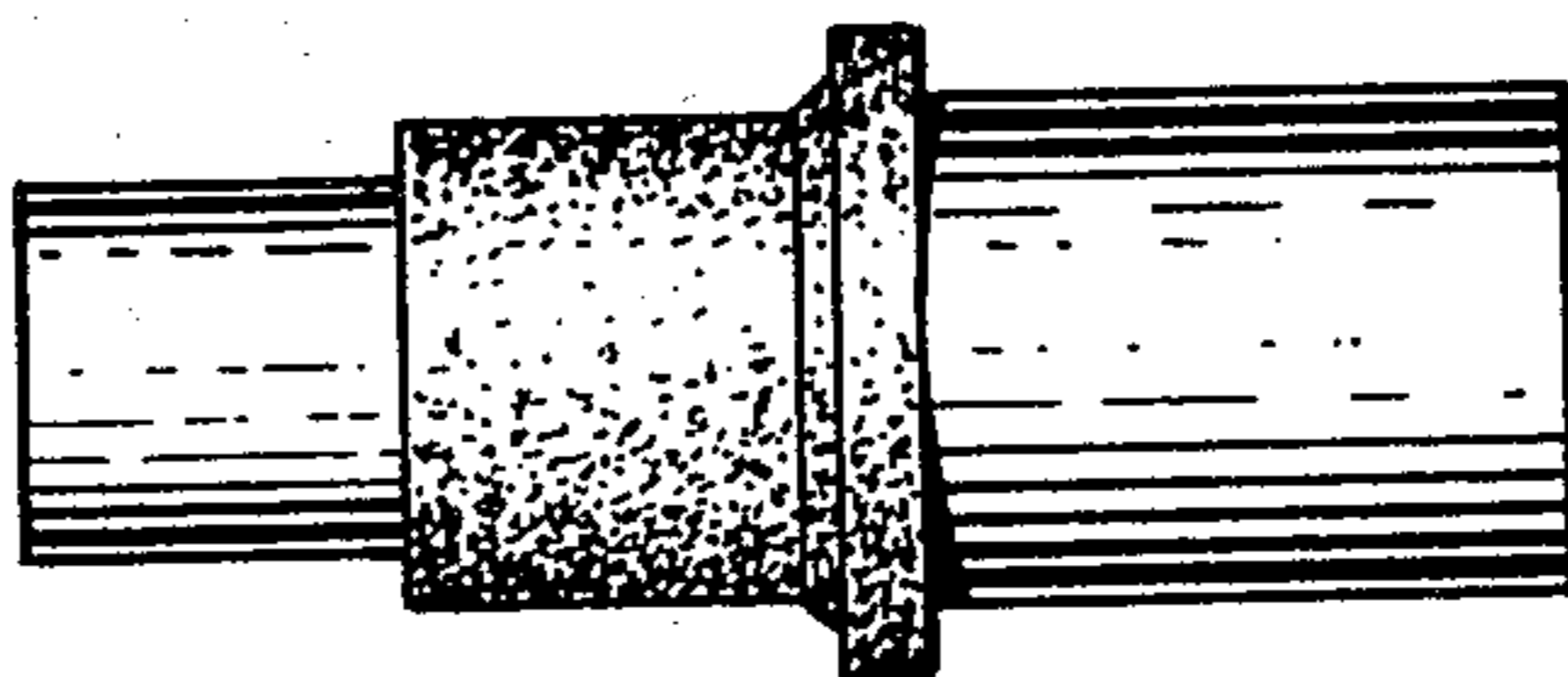
U.S. PATENT DOCUMENTS

D. 29,377 9/1898 Brubaker D7/68
 D. 217,180 4/1970 Holland D7/68

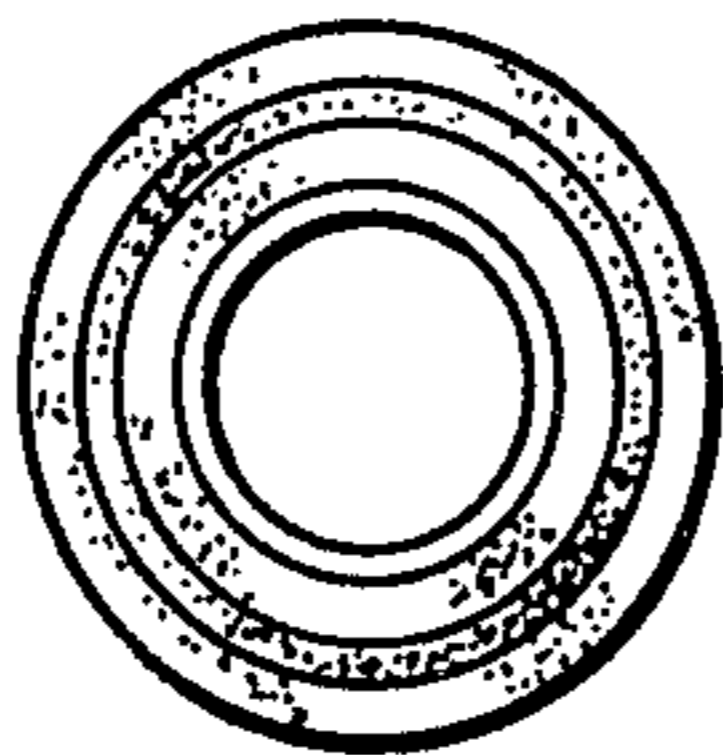




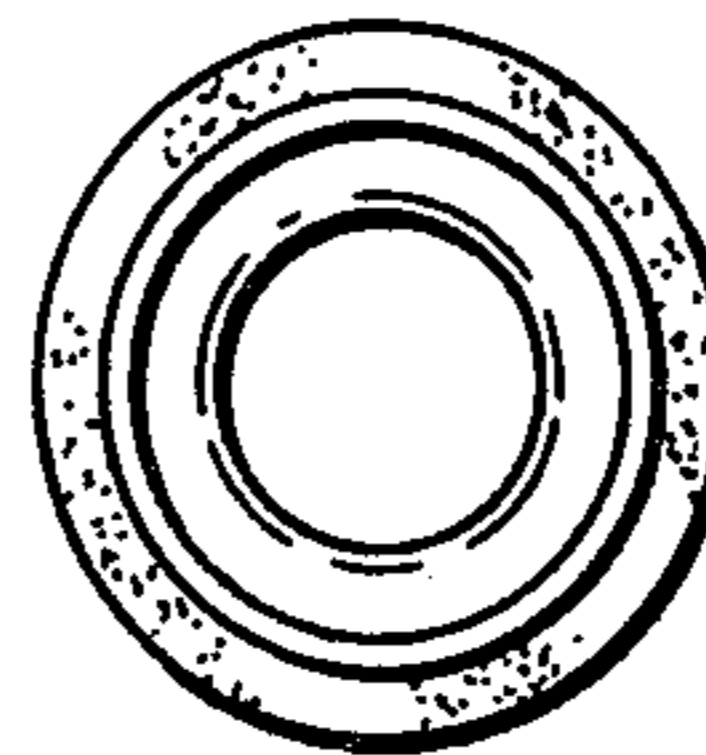
Fig_1



Fig_2



Fig_3



Fig_4