

[54] **TELEPHONE**

[75] Inventors: **Masato Shibayama, Sayama; Takeshi Abe, Tokyo; Yoshifumi Asakawa, Yokosuka; Seiji Kinoshita; Kazuhisa Ogawa, both of Yokohama, all of Japan**

[73] Assignee: **Hitachi, Ltd., Tokyo, Japan**

[**] Term: **14 Years**

[21] Appl. No.: **343,596**

[22] Filed: **Jan. 28, 1982**

[30] **Foreign Application Priority Data**

Aug. 21, 1981 [JP] Japan 56-36482

[52] U.S. Cl. **D14/53; D14/56; D14/58**

[58] Field of Search **D14/53, 58, 56, 64; 179/100 D, 100 R, 100 L, 178, 179, 103**

[56]

References Cited

U.S. PATENT DOCUMENTS

D. 202,787	11/1965	Dreyfuss et al.	D14/56
D. 246,043	10/1977	Taylor	D14/53
D. 246,491	11/1977	Fukushima et al.	D14/56
D. 246,784	12/1977	Fukushima et al.	D14/53
D. 256,233	8/1980	Fukushima et al.	D14/53
D. 256,234	8/1980	Fukushima et al.	D14/53
D. 267,872	2/1983	Fukushima et al.	D14/53
3,444,329	5/1960	Krumreich	179/100 R

Primary Examiner—Bernard Ansher
Attorney, Agent, or Firm—Antonelli, Terry & Wands

[57]

CLAIM

The ornamental design for a telephone, as shown and described.

DESCRIPTION

FIG. 1 is a front elevational view of a telephone showing our new design;
FIG. 2 is a right side elevational view thereof;
FIG. 3 is a top plan view thereof;
FIG. 4 is a bottom plan view thereof;
FIG. 5 is a rear elevational view thereof;
FIG. 6 is a left side elevational view thereof; and
FIG. 7 is a front, perspective view thereof; with the handset removed for clarity of illustration.

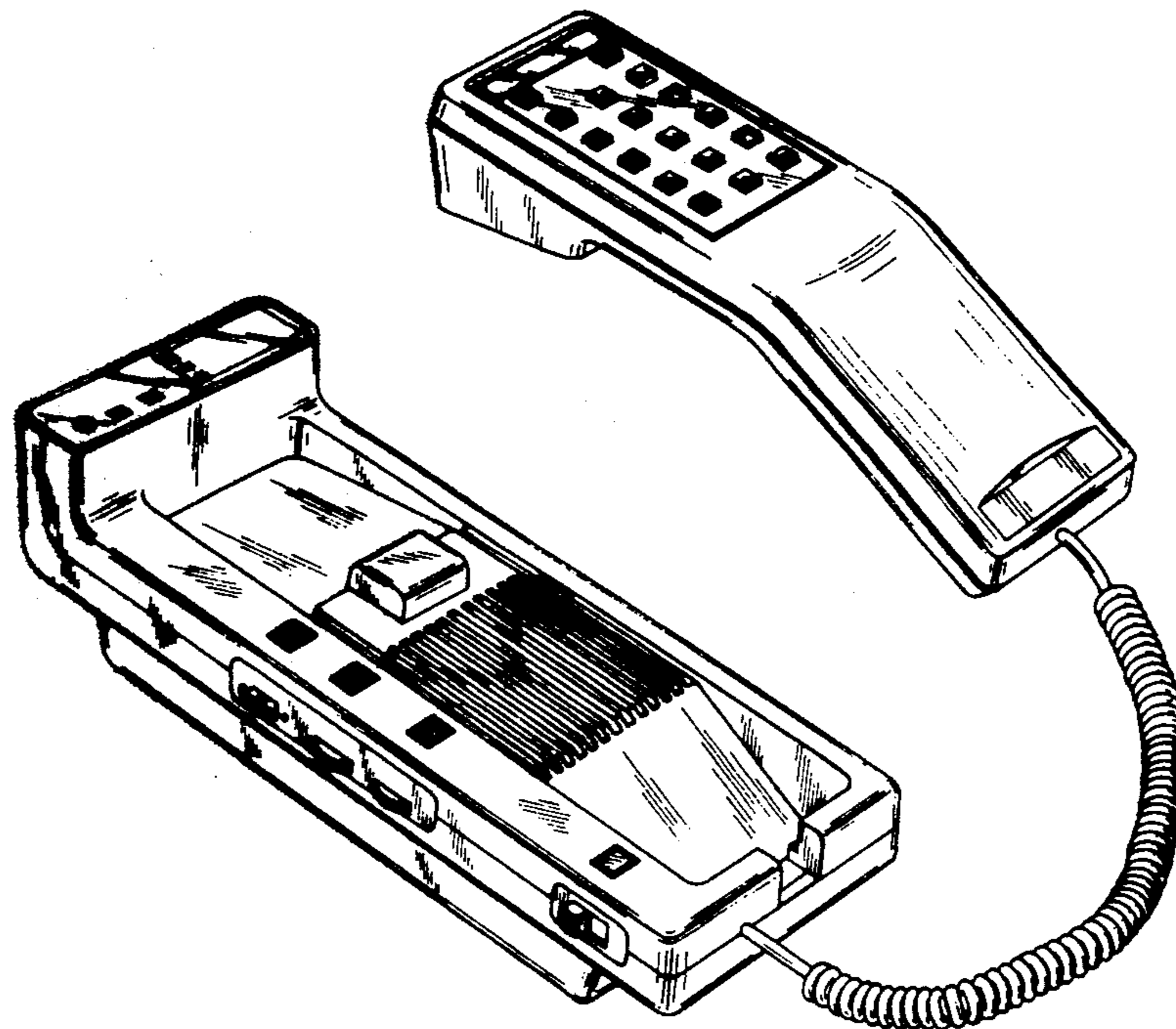


FIG. 1

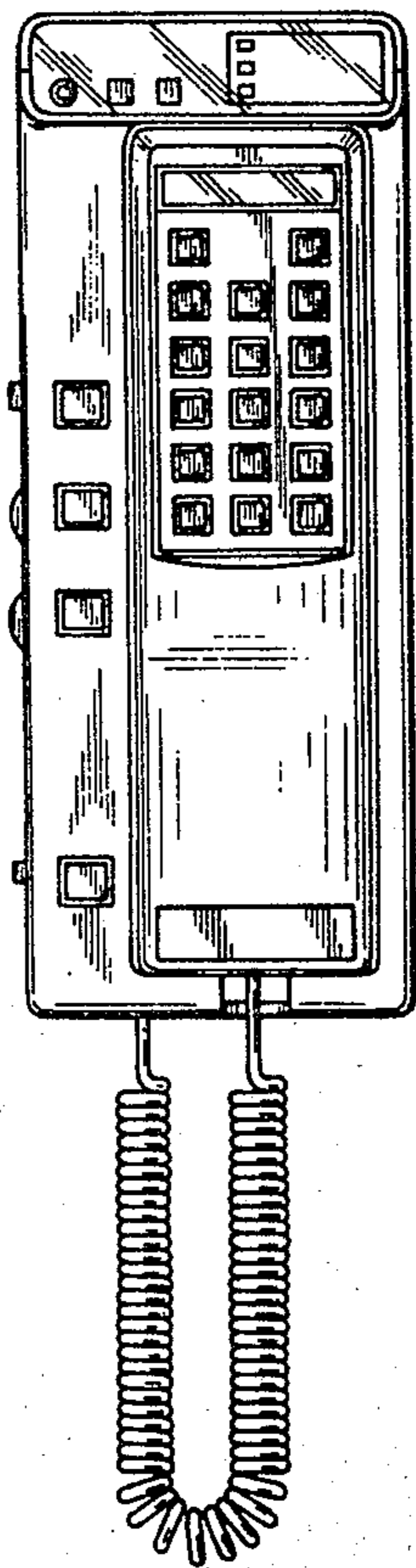


FIG. 2



FIG. 3

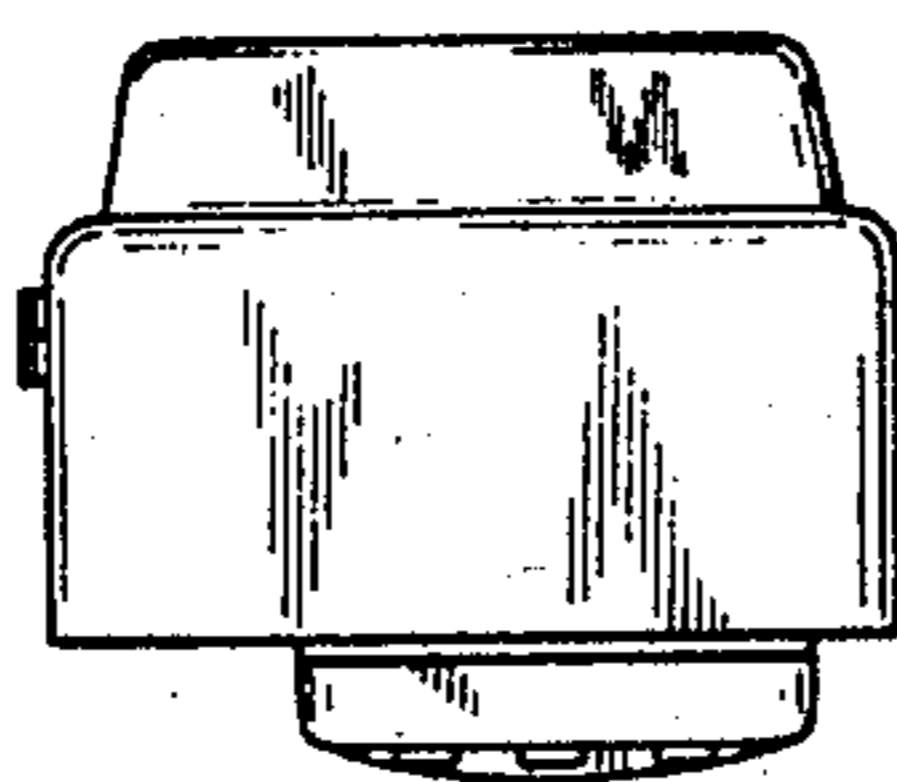


FIG. 4

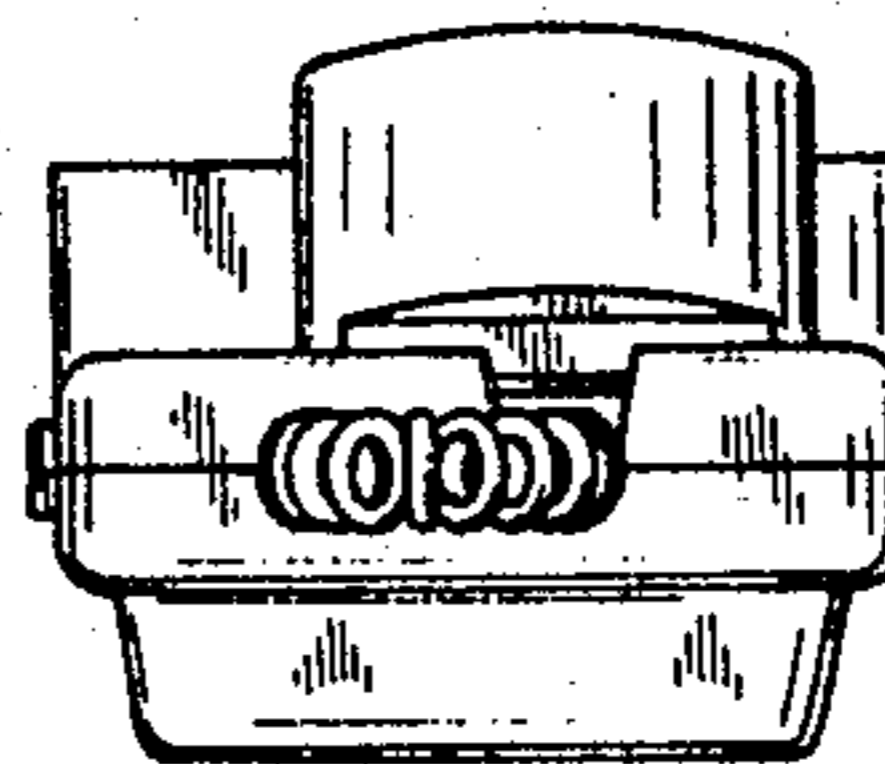


FIG. 5

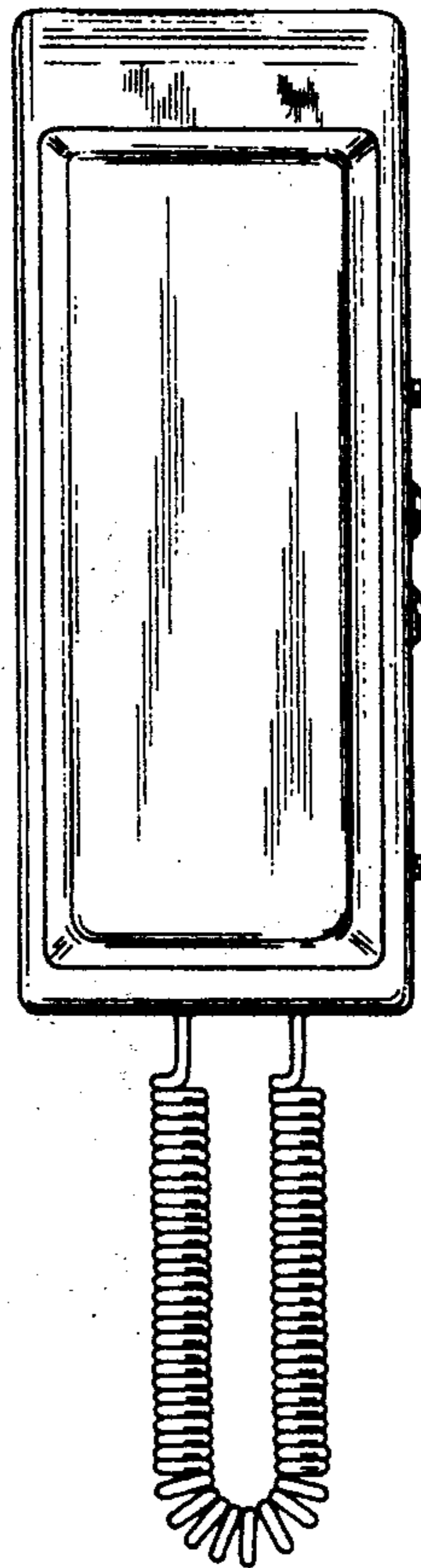


FIG. 6

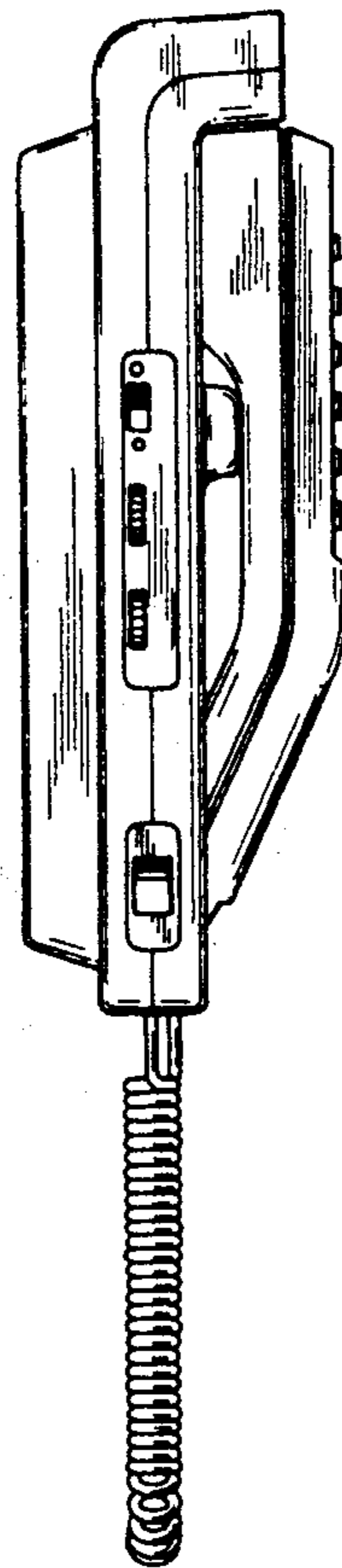


FIG. 7

