United States Patent [19]

Haruguchi et al.

[11] **Des. 273,752**

[45] ** **May 8, 1984**

[54] **MICROWAVE OVEN**

[75] Inventors: **Kenichi Haruguchi; Takao Miyake; Masayoshi Kawaishi; Masafumi Numano; Kazuo Tsujimoto,** all of Osaka, Japan

[73] Assignee: **Sharp Corporation,** Osaka, Japan

[**] Term: **14 Years**

[21] Appl. No.: **351,228**

[22] Filed: **Feb. 22, 1982**

[30] **Foreign Application Priority Data**

Aug. 25, 1981 [JP] Japan 56-37879

[52] **U.S. Cl.** **D7/351**

[58] **Field of Search** ..... D7/351; 219/10.55 R, 219/10.55 B

[56] **References Cited**

U.S. PATENT DOCUMENTS

D. 239,075	3/1976	Graff	D7/351
D. 249,996	10/1978	Suganoya et al.	D7/351
D. 266,641	10/1982	Yamamura et al.	D7/351
D. 268,080	3/1983	Haruguchi et al.	D7/351
D. 268,161	3/1983	Yamamura et al.	D7/351
3,735,081	5/1973	Foerstner	219/10.55 B

Primary Examiner—Wallace R. Burke
Assistant Examiner—Lynn Wilder
Attorney, Agent, or Firm—Flehr, Hohbach, Test, Albritton & Herbert

[57] **CLAIM**

The ornamental design for a microwave oven, as shown and described.

DESCRIPTION

FIG. **1** is a perspective view of the microwave oven showing our new design;
FIG. **2** is a front elevational view thereof with the door open;
FIG. **3** is a front elevational view thereof with the door closed;
FIG. **4** is a rear elevational view thereof;
FIG. **5** is a plan view thereof;
FIG. **6** is a bottom view thereof;
FIG. **7** is a right side elevational view thereof; and
FIG. **8** is a left side elevational view thereof.





FIG_1

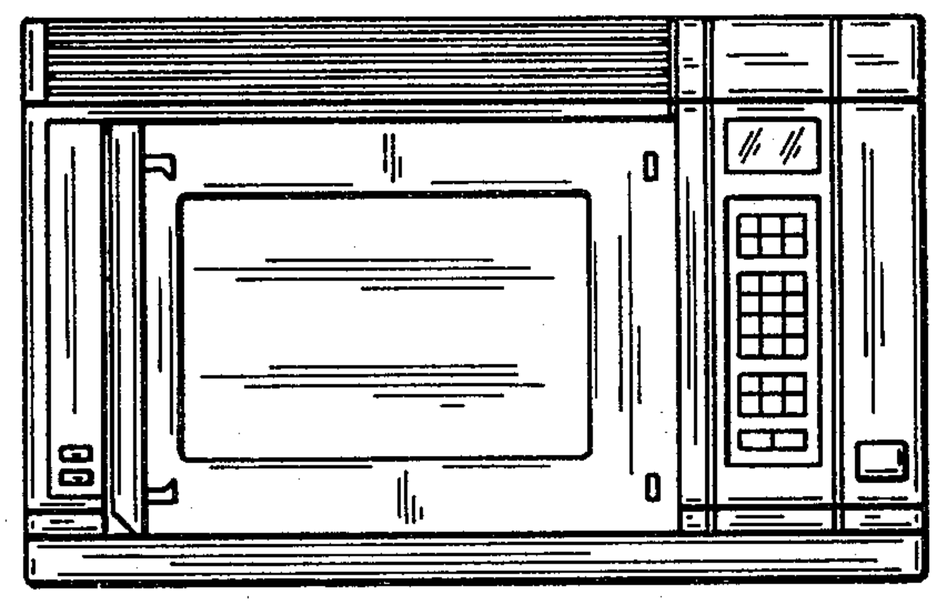

FIG_2

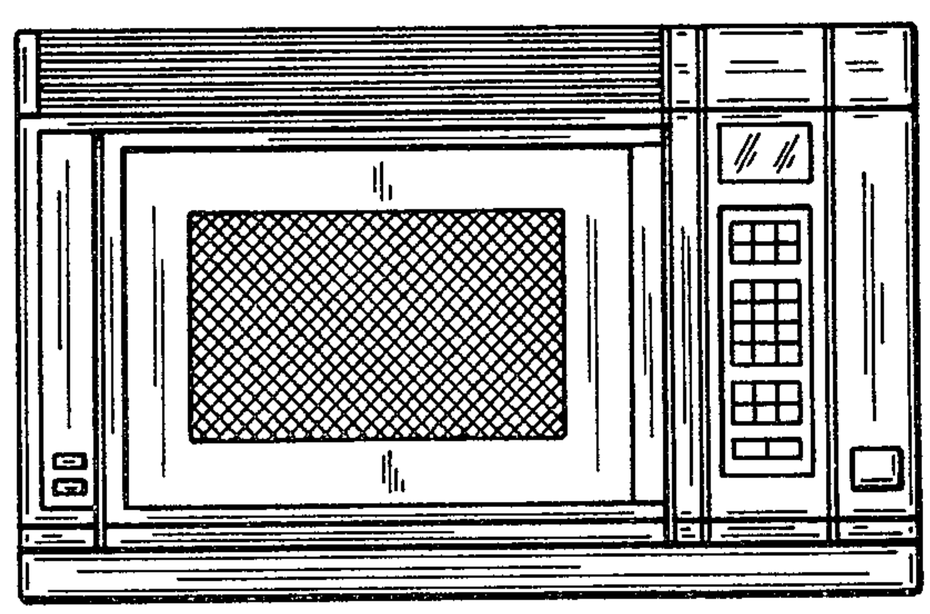

FIG_3

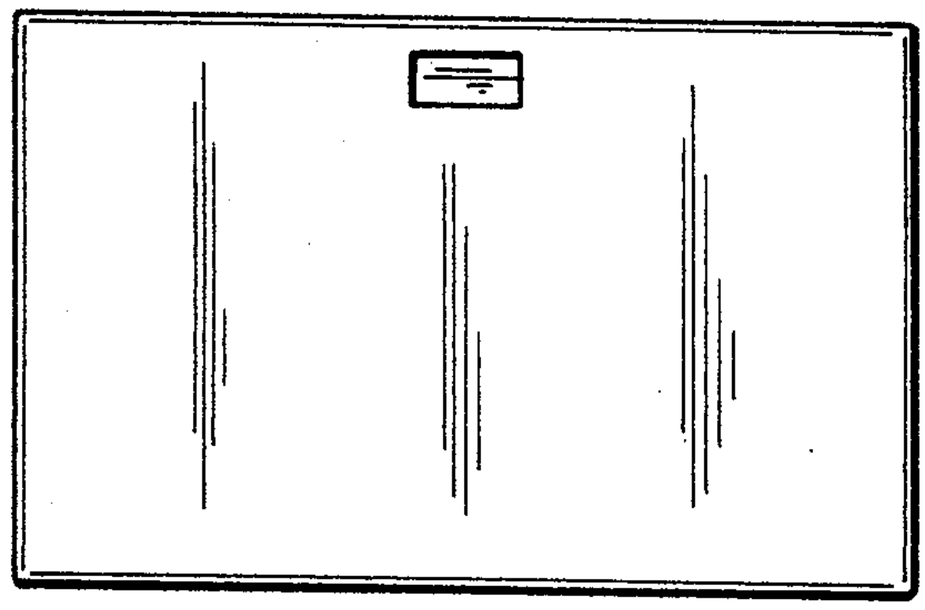

FIG_4

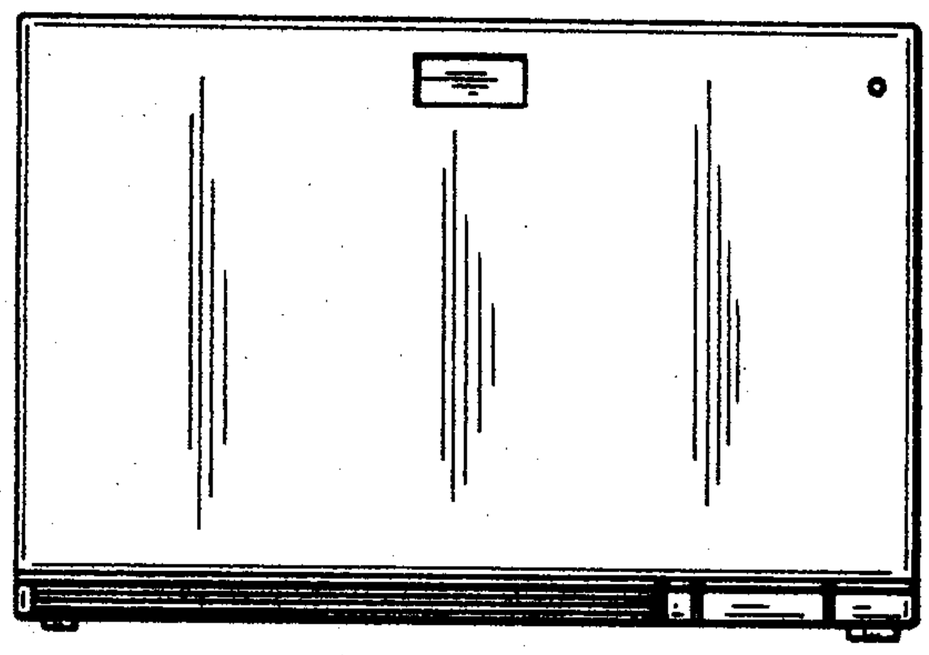

FIG_5

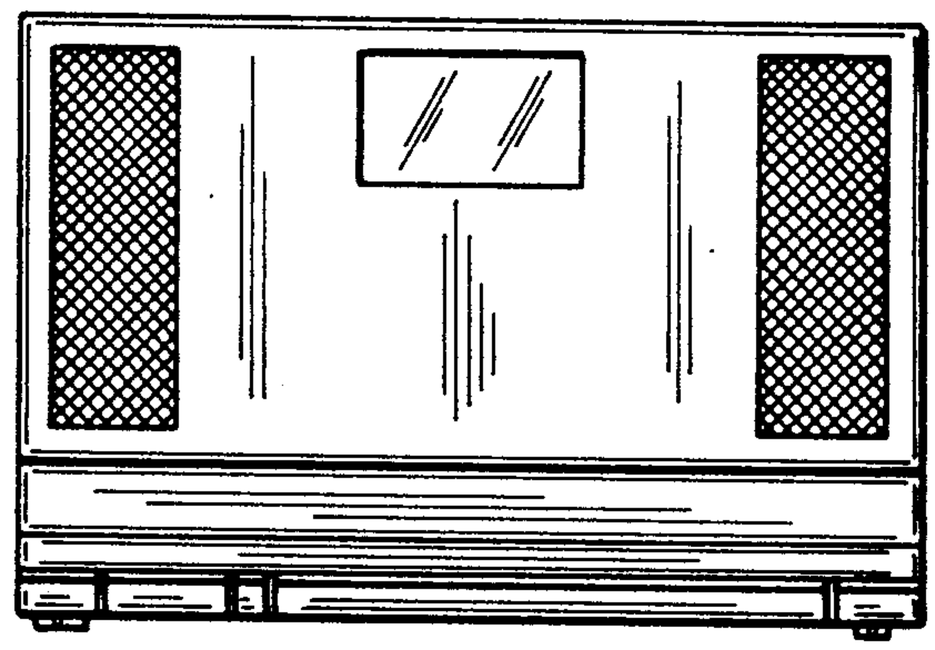

FIG_6

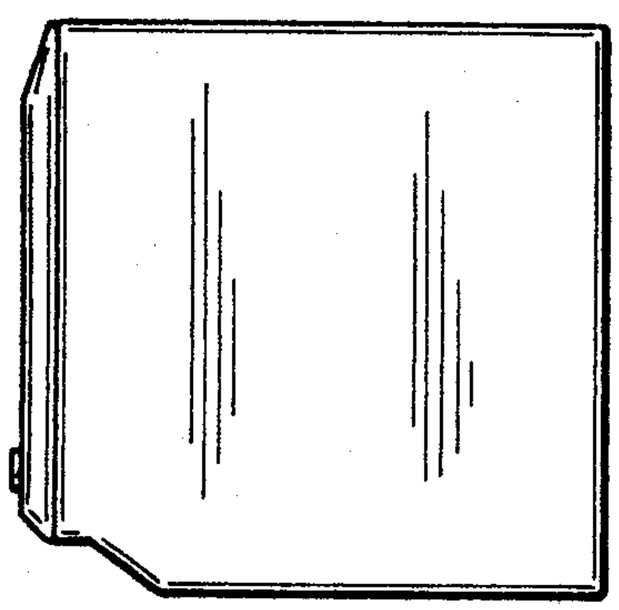

FIG_7

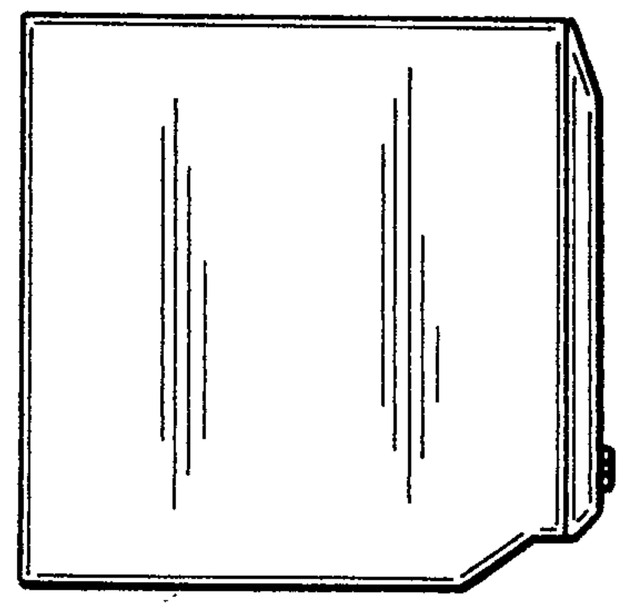

FIG_8